














































	t = turbo a = automatic e = eXtreme	<b>i</b>
<b>Article No.</b>						<b>Alfa Romeo</b>

















<b>33 (905)</b>	<b>05.83 - 12.93</b>						
<b>1.2 (905.A)</b> <b>1.3 (905.A1B, 905.A1C, 905.A1G)</b> <b>1.3</b> <b>1.3 (905.A1A, 905.A1C, 905.A1D, 905.A1F, 905.A1H)</b> <b>1.5 (905.A2G)</b> <b>1.5 QV (905.A2N, 905.A2V)</b> <b>1.8 TD</b>	06.83 - 12.89			ST	a	<b>32-223-A</b> ≡Ⓢ	<b>-&gt;07.1986</b> Replace existing needle bearing on the suspension strut by ball bearing BOGE 87-616-L or SACHS 801 022
	06.83 - 12.89				a	<b>32-224-A</b> ≡Ⓢ	<b>-&gt;07.1986</b> Replace existing needle bearing on the suspension strut by ball bearing BOGE 87-616-L or SACHS 801 022
	05.83 - 12.89				a	<b>32-811-A</b> ≡Ⓢ	<b>08.1986-&gt;</b>
	10.84 - 12.89				a	<b>32-812-A</b> ≡Ⓢ	<b>08.1986-&gt;</b>
	06.83 - 12.86				a	<b>27-822-B</b> =	
<b>1.5 (905.A2A)</b>	06.83 - 12.85			ST	a	<b>32-223-A</b> ≡Ⓢ	Replace existing needle bearing on the suspension strut by ball bearing BOGE 87-616-L or SACHS 801 022
					a	<b>32-224-A</b> ≡Ⓢ	Replace existing needle bearing on the suspension strut by ball bearing BOGE 87-616-L or SACHS 801 022
					a	<b>27-822-B</b> =	
<b>1.5 4X4 (905.A2F)</b> <b>1.5 (905.A2)</b> <b>1.5 4X4 (905.A2)</b> <b>1.5 4X4 (905.A2M, 905.A2T)</b> <b>1.7 i.e. (905.A3D)</b> <b>1.7 QV (905.A3)</b>	01.85 - 09.86			ST	a	<b>32-811-A</b> ≡Ⓢ	Replace existing needle bearing on the suspension strut by ball bearing BOGE 87-616-L or SACHS 801 022
	07.86 - 12.89				a	<b>32-812-A</b> ≡Ⓢ	Replace existing needle bearing on the suspension strut by ball bearing BOGE 87-616-L or SACHS 801 022
	07.86 - 12.89				a	<b>27-822-B</b> =	
	09.86 - 12.89				a	<b>27-822-B</b> =	
	09.88 - 12.89				a	<b>27-822-B</b> =	
<b>1.7 87 kW</b> <b>1.7, 95 kW</b>	01.86 - 12.89			ST	a	<b>32-811-A</b> ≡Ⓢ	<b>10.1986-&gt;</b> Replace existing needle bearing on the suspension strut by ball bearing BOGE 87-616-L or SACHS 801 022
	01.86 - 12.89				a	<b>32-812-A</b> ≡Ⓢ	<b>10.1986-&gt;</b> Replace existing needle bearing on the suspension strut by ball bearing BOGE 87-616-L or SACHS 801 022
	01.86 - 12.89				a	<b>27-822-B</b> =	<b>10.1986-&gt;</b>







<b>33 Estate (905A)</b>	<b>01.84 - 12.89</b>						
<b>1.4</b>	01.84 - 12.88			ST	a	<b>32-811-A</b> ≡Ⓢ	<b>04.1988-&gt;</b>
					a	<b>32-812-A</b> ≡Ⓢ	<b>04.1988-&gt;</b>
					a	<b>27-822-B</b> =	<b>04.1988-&gt;</b>
<b>1.5, 66 kW</b>	09.84 - 12.86			ST	a	<b>32-223-A</b> ≡Ⓢ	Replace existing needle bearing on the suspension strut by ball bearing BOGE 87-616-L or SACHS 801 022
					a	<b>32-224-A</b> ≡Ⓢ	Replace existing needle bearing on the suspension strut by ball bearing BOGE 87-616-L or SACHS 801 022
					a	<b>27-822-B</b> =	
<b>1.5, 70 kW</b> <b>1.5, 75 kW</b> <b>1.5, 77 kW</b>	09.84 - 12.87			ST	a	<b>32-223-A</b> ≡Ⓢ	<b>-&gt;02.1987</b> Replace existing needle bearing on the suspension strut by ball bearing BOGE 87-616-L or SACHS 801 022
	12.86 - 12.89				a	<b>32-224-A</b> ≡Ⓢ	<b>-&gt;02.1987</b> Replace existing needle bearing on the suspension strut by ball bearing BOGE 87-616-L or SACHS 801 022
	12.86 - 12.89				a	<b>32-811-A</b> ≡Ⓢ	<b>03.1987-&gt;</b>
	12.86 - 12.89				a	<b>32-812-A</b> ≡Ⓢ	<b>03.1987-&gt;</b>
	12.86 - 12.89				a	<b>27-822-B</b> =	
<b>1.7 i.e.</b> <b>1.7</b>	09.88 - 12.89			ST	a	<b>32-811-A</b> ≡Ⓢ	
	03.88 - 12.89				a	<b>32-812-A</b> ≡Ⓢ	
	03.88 - 12.89				a	<b>27-822-B</b> =	
<b>1.8 TD</b>	01.86 - 12.89			ST	a	<b>32-223-A</b> ≡Ⓢ	<b>04.1988-&gt;</b>
					a	<b>32-224-A</b> ≡Ⓢ	<b>04.1988-&gt;</b>
					a	<b>27-822-B</b> =	<b>04.1988-&gt;</b>









					t = turbo a = automatic e = eXtreme	<b>i</b>
<b>Article No.</b>						





# Alfa Romeo





33 (907A)	01.90 - 09.94						
1.4	06.91 - 09.94			ST	a	32-512-E ☐☐	->01.1993
1.4 i.e. (907.A3A, 907.A3B), 65 kW	06.91 - 09.94				a	32-513-E ☐☐	->01.1993
1.4 i.e. (907.A3A, 907.A3B), 66 kW	06.91 - 09.94				a	32-036-A ☐☐	02.1993->
					a	32-037-A ☐☐	02.1993->
1.5 i.e	01.90 - 09.94			ST	a	27-822-B ☐	
1.7 i.e. (907.A1A), 77 kW	04.92 - 09.94						
1.5 i.e. (907A2A)	07.90 - 08.91			ST	a	32-512-E ☐☐	
1.7 i.e. (907.A1A), 79 kW	01.90 - 03.92				a	32-513-E ☐☐	
1.7 i.e. 4X4	01.90 - 03.92			ST	a	32-512-E ☐☐	not for equipment variation: 16V
					a	32-513-E ☐☐	not for equipment variation: 16V
				ST	a	27-822-B ☐	not for equipment variation: 16V
1.7 16V (907.A1C), 95 kW	01.90 - 09.94			ST	a	32-512-E ☐☐	->03.1990
					a	32-513-E ☐☐	->03.1990
					a	32-100-A ☐☐	02.1993->
					a	32-101-A ☐☐	02.1993->
		a	32-512-C ☐☐	04.1990 - 01.1993			
		a	32-513-C ☐☐	04.1990 - 01.1993			
				ST	a	27-822-B ☐	->03.1990
					a	27-246-A ☐	04.1990->
1.7 16V 4X4 (907.A1G), 95 kW	01.90 - 09.94			ST	a	32-100-A ☐☐	02.1993->
1.7 16V 4X4 (907.A1G), 97 kW	01.90 - 09.94				a	32-101-A ☐☐	02.1993->
1.7 16V 4X4 (907A1F)	01.90 - 09.94				a	32-512-C ☐☐	04.1990 - 01.1993
					a	32-513-C ☐☐	04.1990 - 01.1993
1.7 16V (907.A1C), 97 kW	01.90 - 03.92			ST	a	32-512-E ☐☐	->03.1990
					a	32-513-E ☐☐	->03.1990
					a	32-512-C ☐☐	04.1990->
					a	32-513-C ☐☐	04.1990->
1.7 16V (907.A1B)	01.90 - 03.92			ST	a	27-822-B ☐	->03.1990
					a	27-246-A ☐	04.1990->
1.8 TD (907A5)	07.90 - 09.94			ST	a	32-519-A ☐☐	->01.1993
					a	32-520-A ☐☐	->01.1993
					a	32-102-A ☐☐	02.1993->
					a	32-103-A ☐☐	02.1993->
				ST	a	27-822-B ☐	















33 Estate (907B)	01.90 - 09.94						
1.4 i.e., 65 kW	06.91 - 09.94			ST	a	32-512-E ☐☐	->01.1993
1.4 i.e., 66 kW	06.91 - 09.94				a	32-513-E ☐☐	->01.1993
1.5 i.e	01.90 - 09.94				a	32-036-A ☐☐	02.1993->
1.7 i.e. (907.B1A), 77 kW	04.92 - 09.94				a	32-037-A ☐☐	02.1993->
1.4 i.e. 4X4	06.91 - 09.94			ST	a	27-822-B ☐	
				ST	a	32-036-A ☐☐	02.1993->
					a	32-037-A ☐☐	02.1993->
				ST	a	27-822-B ☐	02.1993->
1.7 i.e. (907.B1A), 79 kW	01.90 - 03.92			ST	a	32-512-E ☐☐	
1.7 i.e. 4X4 (907.B1E)	01.90 - 03.92				a	32-513-E ☐☐	
				ST	a	27-822-B ☐	
1.7 16V (907.B1G), 95 kW	01.90 - 09.94			ST	a	32-512-E ☐☐	->03.1990
					a	32-513-E ☐☐	->03.1990
					a	32-100-A ☐☐	02.1993->
					a	32-101-A ☐☐	02.1993->
		a	32-512-C ☐☐	04.1990 - 01.1993			
		a	32-513-C ☐☐	04.1990 - 01.1993			
1.7 16V (907.B1G), 97 kW	01.90 - 09.94			ST	a	27-822-B ☐	->03.1990
					a	27-246-A ☐	04.1990->






					t = turbo a = automatic e = eXtreme	 <b>Alfa Romeo</b>
<b>Article No.</b>						

<b>33 Estate (907B) 01.90 - 09.94</b>							
1.7 16V 4X4 (907.B1H), 95 kW	01.90 - 09.94			ST	a	32-100-A =Ⓢ	02.1993->
					a	32-101-A =Ⓢ	02.1993->
					a	32-512-C =Ⓢ	04.1990 - 01.1993
					a	32-513-C =Ⓢ	04.1990 - 01.1993
1.7 16V 4X4 (907.B1H), 97 kW	01.90 - 03.92			ST	a	32-512-C =Ⓢ	
					a	32-513-C =Ⓢ	
1.7 16V	01.90 - 03.92			ST	a	32-512-E =Ⓢ	->03.1990
					a	32-513-E =Ⓢ	->03.1990
					a	32-512-C =Ⓢ	04.1990->
					a	32-513-C =Ⓢ	04.1990->
				ST	a	27-822-B =	->03.1990
			a	27-246-A =	04.1990->		
















































<b>75 (162B) 05.85 - 02.92</b>							
1.6	05.85 - 09.89			ST	t	27-544-B =	
1.6 (162.B2B, 162.B2C)	05.85 - 09.89				t	27-545-A =	
1.6 (162.B2B, 162.B2C) CAT	05.89 - 02.92			ST	t	27-545-P =*	
1.8 (162.B1A, 162.B1B)	09.85 - 06.89				t		
1.8 (162.B1L, 162.B1F)	09.88 - 02.92						
1.8 (162.B1H), 90 kW	08.89 - 02.92						
1.8 (162.B1H), 95 kW	08.89 - 02.92						
1.8 Turbo (162.B1C, 162.B1D, 162.B1G)	09.86 - 02.92						
1.8 Turbo i.e. (162.B1E)	02.86 - 01.90						
2.0 (162.BA)	05.85 - 10.88						
2.0 T.S. (162.4CB, 162.B4, 162.B4A)	01.87 - 02.92						
2.0 T.S. (162.B4A)	01.87 - 12.88						
2.0 T.S (162.B4A) CAT	05.85 - 02.92						
2.5 V6 (162.B3)	05.85 - 08.86						
2.5 V6 CAT	09.86 - 04.89						
3.0 V6 (162.B6A)	01.87 - 12.90						
3.0 V6 (162.B6A) CAT	01.87 - 02.92						
3.0 V6 (162.B6C)	02.90 - 02.92						
2.0 TD (162.BD, 162.BG)	05.85 - 09.92						
2.4 TD	01.89 - 02.92						


























<b>90 (162) 10.84 - 07.87</b>							
1.8 (162.A1A)	10.84 - 07.87			ST	t	27-544-B =	
1.8	10.84 - 07.87				t	27-545-A =	
2.0 i.e. (162.A2A, 162.A2E)	10.84 - 07.87			ST	t	27-545-P =*	
2.0 i.e.	10.84 - 07.87				t		
2.5 i.e. V6 (162.A, 162.AA)	10.84 - 07.87						
2.5 i.e. V6	10.84 - 07.87						
2.4 TD (162.B5)	10.84 - 07.87						






<b>145 (930) 07.94 - 01.01</b>								
1.4 i.e.	07.94 - 12.96			ST	a	33-001-A =Ⓢ		
1.6 i.e.	10.94 - 12.96				a	33-002-A =Ⓢ		
1.7 i.e. 16V, 95 kW	10.94 - 12.96			ST		87-104-R Ⓢ		
							87-104-A	
							87-104-L	
							87-196-R Ⓢ	
						87-196-A		
						87-104-L		
				ST	a	36-155-0 =		



















































































					t = turbo a = automatic e = eXtreme	<b>i</b>
<b>Article No.</b>						







## Alfa Romeo

145 (930)	07.94 - 01.01						
1.4 i.e. 16V T.S. 1.6 i.e. 16V T.S.	12.96 - 01.01			ST	a	32-509-E =	
	12.96 - 01.01						87-104-R 
			 87-104-A  87-104-L 87-196-R   87-196-A  87-104-L				
				ST	a	36-155-0 =	
1.7 i.e. 16V T.S. 1.7 i.e. 16V, 106 kW 2.0 16V Quadrifoglio	12.96 - 12.98					87-104-R 	
	03.98 - 01.01						 87-104-A  87-104-L 87-196-R   87-196-A  87-104-L
2.0 16V T.S.	10.95 - 01.01			ST	a		32-509-E =
							87-104-R 
				 87-104-A  87-104-L 87-196-R   87-196-A  87-104-L			
				ST	a	36-155-0 =	not for equipment variation: Brasil,Argentine
1.9 TD	10.94 - 02.99			ST	a	32-509-B =	->11.1996
							32-509-E =
				ST	a	36-155-0 =	
1.9 JTD	02.99 - 01.01					87-104-R 	
							 87-104-A  87-104-L 87-196-R   87-196-A  87-104-L
							ST





































146 (930)	12.94 - 01.01						
1.4 i.e.	12.94 - 12.96			ST	a	33-001-A = 	->12.1997
							33-002-A = 
							 87-104-R   87-104-A  87-104-L 87-196-R   87-196-A  87-104-L
				ST	a	36-155-0 =	
1.4 i.e. 16V T.S. 1.6 i.e. 16V T.S.	11.96 - 01.01			ST	a	32-509-E =	
							87-104-R 
				 87-104-A  87-104-L 87-196-R   87-196-A  87-104-L			
				ST	a	36-155-0 =	







					t = turbo a = automatic e = eXtreme	<div style="font-size: 2em; font-weight: bold; margin-bottom: 5px;">i</div> <div style="font-size: 1.5em; font-weight: bold;">Alfa Romeo</div>
<b>Article No.</b>						





146 (930)	12.94 - 01.01						
1.6 i.e. 1.7 i.e. 16V	12.94 - 12.96 12.94 - 12.96			ST	a	33-001-A 	
					a	33-002-A 	
						87-104-R 	  87-104-A  87-104-L
						87-196-R 	  87-196-A  87-104-L
				ST	a	36-155-0 	
1.7 i.e. 16V T.S., 103 kW 1.7 i.e. 16V T.S., 106 kW 2.0 16V Quadrifoglio	11.96 - 01.01 03.98 - 01.01 03.98 - 01.01			ST		87-104-R 	
						  87-104-A  87-104-L	
						87-196-R 	
						  87-196-A  87-104-L	
2.0 16V T.S.	10.95 - 01.01			ST	a	32-509-E 	not for equipment variation: Brasil,Argentine
						87-104-R 	  87-104-A  87-104-L
						87-196-R 	  87-196-A  87-104-L
						36-155-0 	not for equipment variation: Brasil,Argentine
1.9 TD	12.94 - 02.99			ST	a	32-509-B 	->11.1996
					a	32-509-E 	12.1996->
						87-104-R 	  87-104-A  87-104-L
						87-196-R 	  87-196-A  87-104-L
				ST	a	36-155-0 	
1.9 JTD	02.99 - 01.01			ST	a	36-204-0 	
155 (167)	01.92 - 12.97						
1.6 16V T.S. 1.7 T.S. 16V	05.96 - 01.98 05.96 - 12.97			ST	a	32-509-B 	Vehicle Equipment: for vehicles without ride height adjustment Suspension: for vehicles without electronic suspension control
						87-104-R 	  87-104-A  87-104-L
						87-196-R 	  87-196-A  87-104-L
				ST	a	36-155-0 	Vehicle Equipment: for vehicles without ride height adjustment Suspension: for vehicles without electronic suspension control
1.7 T.S. 1.7 T.S. (167.A4D, 167.A4H) 1.8 T.S., 77 kW 1.8 T.S. Sport (167.A4A, 167.A4C, 167.A4E) 2.0 T.S. 16V (167.A2G) 2.0 16V Turbo Q4	04.93 - 04.96 04.93 - 04.96 02.92 - 12.97 01.92 - 12.96 03.95 - 12.97 01.92 - 12.97			ST	a	32-509-B 	Vehicle Equipment: for vehicles without ride height adjustment Suspension: for vehicles without electronic suspension control
						87-104-R 	  87-104-A  87-104-L
						87-196-R 	  87-196-A  87-104-L
						32-476-A 	->03.1995 Vehicle Equipment: for vehicles without ride height adjustment Suspension: for vehicles without electronic suspension control
					a	36-155-0 	04.1995-> Vehicle Equipment: for vehicles without ride height adjustment Suspension: for vehicles without electronic suspension control

































					t = turbo a = automatic e = eXtreme  <b>Article No.</b>	
---	---	---	---	---	---	---







## Alfa Romeo



155 (167)	01.92 - 12.97						
1.8 T.S., 95 kW 2.0 T.S. (167.A2A) 2.0 T.S. (167.A2)	02.92 - 06.93 02.92 - 02.95 02.92 - 04.93			ST	a	32-509-B =	Vehicle Equipment: for vehicles without ride height adjustment Suspension: for vehicles without electronic suspension control
						87-104-R    87-104-A  87-104-L	
2.0 16V Turbo Q4 (167.A2B, 167.A2C, 167.A2E)	01.92 - 12.97			ST	a	32-661-K =	Vehicle Equipment: for vehicles without ride height adjustment Suspension: for vehicles without electronic suspension control
						87-104-R    87-104-A  87-104-L	
2.5 V6 (167.A1C, 167.A1E) 2.5 V6 (167.A1)	10.92 - 12.97 02.92 - 09.96			ST	a	32-661-H =	Vehicle Equipment: for vehicles without ride height adjustment Suspension: for vehicles without electronic suspension control
						87-104-R    87-104-A  87-104-L	
1.9 TD (167.A3)	04.93 - 12.97			ST	a	32-509-B =	Vehicle Equipment: for vehicles without ride height adjustment Suspension: for vehicles without electronic suspension control
						87-104-R    87-104-A  87-104-L	
2.5 TD (167.A1A)	04.93 - 12.97			ST	a	32-661-K =	Vehicle Equipment: for vehicles without ride height adjustment Suspension: for vehicles without electronic suspension control
						87-104-R    87-104-A  87-104-L	
				ST	a	32-476-A =	->03.1995 Vehicle Equipment: for vehicles without ride height adjustment Suspension: for vehicles without electronic suspension control
						87-196-R    87-196-A  87-104-L	
					a	36-155-0 =	04.1995-> Vehicle Equipment: for vehicles without ride height adjustment Suspension: for vehicles without electronic suspension control





					t = turbo a = automatic e = eXtreme	 <b>Article No.</b>
<b>Alfa Romeo</b>						





<b>156 (932)</b>	<b>09.97 -</b>						
1.6 16V T.S. (932A4)	09.97 -			ST	a	36-206-0 =	Shock Absorber Design: spring-bearing damper
1.8 16V T.S. (932A31_)	10.00 -			SP	a	36-A54-0 =	Shock Absorber Design: spring-bearing damper
1.8 16V T.S. (932A3)	09.97 - 10.00			ST	a	33-074-A =	
2.0 16V T.S. (932A21_)	10.00 -			SP	a	32-D18-F =	
2.0 16V T.S. (932A2)	09.97 - 10.00						
2.5 V6 24V (932A1)	09.97 - 10.00						
2.5 V6 24V (932A11_)	10.00 -						
1.9 JTD (932B2)	09.97 - 10.00						
1.9 JTD (932A2B_)	10.00 - 05.01						
2.4 JTD (932B1)	09.97 - 10.00						
2.4 JTD (932A1B_)	10.00 -						



















<b>164 (164)</b>	<b>01.87 - 09.98</b>						
2.0 T.S. (164.A2C, 164.A2L)	06.87 - 09.92			ST	a	32-703-A =	->10.1990 without spring collar
2.0 T.S. (164.A2H)	06.87 - 12.90					32-475-B =	11.1990-> without spring collar
2.5 TD (164.A1A)	06.87 - 09.92					87-107-A	->10.1990
						87-100-A	10.1990-> with integrated ball bearing
				ST	a	32-984-A =	
						87-200-A	
						89-010-0	
2.0 T.S. (164.H3)	09.92 - 09.98			ST	a	32-475-B =	without spring collar
2.0 V6 Turbo (164.K3)	09.92 - 09.98					87-100-A	with integrated ball bearing
2.0 V6 Turbo (164.A2G, 164.A2F)	03.91 - 09.92			ST	a	32-984-A =	
2.5 TD (164.K2A, 164.K2B)	09.92 - 09.98					87-200-A	
						89-010-0	
2.0 Turbo	10.87 - 09.98			ST	a	32-703-A =	->10.1990 without spring collar
						32-475-B =	11.1990-> without spring collar
				ST	a	32-984-A =	
						89-010-0	
2.5 V6	09.92 - 09.98					87-100-A	with integrated ball bearing
3.0 24V QV (164.H1)	09.92 - 09.98					87-200-A	
3.0 V6 (164.H1A, 164.H1B, 164.K1P)	09.92 - 09.98			ST	a	32-703-A =	->Chass. 6183988 without spring collar
3.0 24V (164.K1)	09.92 - 09.98					32-475-B =	Chass. 6183989-> without spring collar
3.0 24V Q4 (164.K1M, 164.K1C)	02.94 - 09.98					87-100-A	with integrated ball bearing
				ST	a	32-984-A =	
						87-200-A	
						89-010-0	
3.0 V6 (164.AD, 164.AH, 164.AB)	06.87 - 09.92			ST	a	32-703-A =	->Chass. 6183988 without spring collar
3.0 V6 (164.A)	06.87 - 09.92					32-475-B =	Chass. 6183989-> without spring collar
						87-107-A	->10.1990
						87-100-A	10.1990-> with integrated ball bearing
				ST	a	32-984-A =	
						87-200-A	
						89-010-0	





					t = turbo a = automatic e = eXtreme	
<b>Article No.</b>						
<b>Alfa Romeo</b>						

















<b>164 (164)</b>	<b>01.87 - 09.98</b>						
3.0 i.e. QV (164.AG)	09.90 - 09.92					87-200-A	





<b>166 (936)</b>	<b>09.98 -</b>						
2.0 T.S (936A3A__)	09.98 - 10.00			ST	a	27-C67-A =	
2.0 V6 (936A3__)	09.98 -						
2.5 V6 24V (936A2__)	09.98 - 10.00			ST	a	27-C68-A =	
3.0 V6 24V (936A1__)	09.98 - 10.00						
2.4 JTD (936A2A__)	09.98 - 10.00						





<b>1750-2000</b>	<b>03.68 - 07.75</b>						
1750 (105.48)	03.68 - 10.72			ST	a	27-133-H =	
2000 (105)	10.71 - 12.83			ST	a	27-134-H =	

<b>ALFASUD (901)</b>	<b>06.72 - 12.84</b>						
1.2 (901.D5)	03.80 - 09.84			ST	a	36-118-1 =	->12.1982
1.2 (901.D0, 901.D1)	03.80 - 09.84						
1.2 ti	11.73 - 09.84			ST	a	27-056-0	->12.1982
1.2 (901.D0, 901.D1)	06.72 - 02.80			ST	a	36-118-1 =	
1.3 (901.F0)	01.78 - 02.80			ST	a	27-056-0	
1.3 ti (901.G0)	09.77 - 09.84			ST	a	36-118-1 =	->05.1984
1.3 Super (901.F2)	01.79 - 09.84						
1.3 SC/ti Super	09.77 - 09.84			ST	a	27-056-0	->05.1984
1.3 ti (901.G4)	03.80 - 12.84						
1.5 ti (901.F1, 901.F4, 901.G1)	01.79 - 09.84			ST	a	36-118-1 =	->03.1982
1.5 ti	03.80 - 12.84			ST	a	27-056-0	->03.1982
1.5 ti Sprint	01.83 - 12.84			ST	a	27-056-0	







<b>ALFASUD Estate (904)</b>	<b>01.78 - 12.81</b>						
1.2	01.78 - 12.81			ST	a	36-118-1 =	
1.3, 48 kW	01.78 - 07.79						
1.3, 51 kW	03.80 - 12.81			ST	a	27-056-0	









<b>ALFASUD Coupe (902.A)</b>	<b>09.76 - 12.89</b>						
1.3 (902.A0)	09.76 - 12.81			ST	a	36-118-1 =	
1.4, 55 kW	05.78 - 02.80			ST	a	27-056-0	
1.4, 63 kW	07.79 - 12.89			ST	a	36-118-1 =	->03.1982
1.5 (902.A5)	07.79 - 01.87			ST	a	27-056-0	->03.1982
1.5 (902.A1)	05.78 - 12.81			ST	a	36-118-1 =	09.1979->
				ST	a	27-056-0	09.1979->
1.5 Veloce	01.83 - 12.87			ST	a	27-056-0	->05.1984
1.5	01.83 - 12.87						
1.7 i.e.	10.87 - 12.89			ST	a	27-056-0	
1.7	03.87 - 12.89						





<b>ALFETTA GT (116)</b>	<b>01.74 - 01.86</b>						
2.0	07.78 - 01.86			ST	t	27-544-B =	01.1985->
				ST	t	27-545-A =	01.1985->
					t	27-545-P =*	01.1985->













<b>ARNA (920)</b>	<b>03.83 - 12.86</b>						
1.2 (920.AA)	01.85 - 12.86			ST	a	32-223-A =⊕	
1.2 (920.AB, 920.AC)	01.85 - 12.86				a	32-224-A =⊕	
1.3	01.85 - 12.86						
1.5	01.85 - 12.86						
1.2	03.83 - 12.86			ST	a	32-223-A =⊕	10.1984->
1.3 TI (920.A1B)	03.83 - 12.86				a	32-224-A =⊕	10.1984->





















						t = turbo a = automatic e = eXtreme	<div style="display: flex; align-items: center; justify-content: center;"> <div style="margin-right: 10px;">Article No.</div> <div style="font-size: 2em; font-weight: bold;">i</div> </div> <h1 style="margin-top: 10px; text-align: right;">Alfa Romeo</h1>
---	---	---	---	---	---	---	---









<b>GIULIA</b>		<b>06.64 - 12.78</b>					
1300 TI (105,39)	04.69 - 07.75			ST	a	27-133-H =	
1300 Super (115)	01.74 - 12.78			ST	a	27-134-H =	
1600 Super (105,14)	06.64 - 08.69						
1600 Super (115)	01.74 - 12.78						















<b>GIULIA Coupe</b>		<b>10.62 - 12.80</b>					
1300 Super	01.74 - 12.78			ST	a	27-133-H =	
1600 Super	01.74 - 12.78			ST	a	27-134-H =	

<b>GTV (116)</b>		<b>01.78 - 02.87</b>					
2.0 (116.36 E)	01.85 - 12.85			ST	t	27-544-B =	
				ST	t	27-545-A =	
					t	27-545-P =*	
2.0 6 2.5 (116.CA)	07.78 - 01.86 11.80 - 02.87			ST	t	27-544-B =	01.1985->
				ST	t	27-545-A =	01.1985->
					t	27-545-P =*	01.1985->

<b>GTV (916C_)</b>		<b>09.94 -</b>					
1.8 16V (916C3) 2.0 16V (916C2C) 3.0 V6 24V (916.C1B__) 3.0 V6 24V (916.C1)	05.98 - 05.98 - 08.00 10.00 - 10.96 - 10.00			ST	a	36-157-1 =	
				ST	a	36-157-1 =	
				ST	a	36-157-1 =	
2.0 16V T.S. (916.C2_)	06.95 - 05.98			ST	a	32-477-B =	->VETT No. 6037255
				ST	a	36-157-1 =	
2.0 V6 Turbo (916.C2A)	06.95 -			ST	a	32-434-B =	->VETT No. 6037255
				ST	a	36-157-1 =	

<b>MONTREAL</b>		<b>12.72 - 03.79</b>					
2.6 (105,64)	12.72 - 03.79			ST	a	27-133-H =	
				ST	a	27-134-H =	

<b>SPIDER (115)</b>		<b>03.71 - 12.93</b>					
1600 (115), 76 kW	03.76 - 12.90			ST	a	27-133-H =	
1600 (115), 79 kW	01.90 - 12.93			ST	a	27-134-H =	
1600 (115), 80 kW	03.71 - 12.79						
2000 Veloce (115)	01.77 - 05.86						

<b>SPIDER (916S_)</b>		<b>09.94 -</b>					
1.8 16V (916S3) 2.0 16V (916S2B) 2.0 V6 Turbo (916S2A) 3.0 V6 (916S1B00) 3.0 V6 24V	05.98 - 05.98 - 08.00 05.98 - 10.00 - 01.99 - 10.00			ST	a	36-157-1 =	
				ST	a	36-157-1 =	
				ST	a	36-157-1 =	
2.0 16V T.S.	06.95 - 05.98			ST	a	32-477-B =	->VETT No. 6037255
				ST	a	36-157-1 =	
3.0 V6 (916S1)	06.95 -			ST	a	32-434-B =	->VETT No. 6037255
				ST	a	36-157-1 =	



t = turbo  
a = automatic  
e = eXtreme

Article No.



# Audi

A3 (8L1)






09.96 -

1.4	01.97 -			ST	t	32-E14-F =			
					a	32-E14-0			
				SP	t	32-E78-F =	->08.2000		
					a	32-E78-0	->08.2000		
				△	t	32-E14-F =			
					a	32-E14-0			
			89-042-0						
				ST	t	27-C14-P =*			
					a	27-C14-F =			
				SP	a	27-C15-F =			
1.6, 74 kW	09.96 - 08.00			ST	t	32-E14-F =			
					a	32-E14-0			
				SP	t	32-E78-F =			
					a	32-E78-0			
				△	t	32-E14-F =			
					a	32-E14-0			
					87-393-R				
					87-393-A				
					87-398-L				
					89-042-0				
						ST	t	27-C14-P =*	
							a	27-C14-F =	
e						60-A49-0	Replace in pairs only Conversion requires Roadworthy Test. Use retrofit kit when retrofitting to NIVOMAT!		
SP	a					27-C15-F =			
			87-404-A						
			62-A49-0 (x1)	Required when retrofitting to NIVOMAT!					
1.6, 75 kW 1.9 TDI, 96 kW	08.00 - 08.00 -			ST	t	32-E14-F =			
					a	32-E14-0			
				△	t	32-E14-F =			
					a	32-E14-0			
							89-042-0		
								ST	t
		a	27-C14-F =						
		e						60-A49-0	Replace in pairs only Conversion requires Roadworthy Test. Use retrofit kit when retrofitting to NIVOMAT!
		SP	a					27-C15-F =	
					62-A49-0 (x1)	Required when retrofitting to NIVOMAT!			
1.8 1.8 T, 110 kW 1.9 TDI, 66 kW 1.9 TDI, 81 kW	09.96 - 12.96 - 09.96 - 07.01 08.97 - 07.01			ST	t	32-E14-F =			
					a	32-E14-0			
				SP	t	32-E78-F =	->08.2000		
					a	32-E78-0	->08.2000		
				△	t	32-E14-F =			
					a	32-E14-0			
					87-393-R				
					87-393-A				
					87-398-L				
					89-042-0				
						ST	t	27-C14-P =*	
							a	27-C14-F =	
e						60-A49-0	Replace in pairs only Conversion requires Roadworthy Test. Use retrofit kit when retrofitting to NIVOMAT!		
SP	a					27-C15-F =			
			87-404-A						
			62-A49-0 (x1)	Required when retrofitting to NIVOMAT!					

					t = turbo a = automatic e = eXtreme		<b>Article No.</b>
Audi							



A3 (8L1)		09.96 -					
1.8 T, 132 kW	12.98 -			ST	t	32-E14-F =	
					a	32-E14-0	
				SP	t	32-E78-F =	->08.2000
					a	32-E78-0	->08.2000
				△	t	32-E14-F =	
					a	32-E14-0	
						89-042-0	
		ST	t	27-C14-P =*			
			a	27-C14-F =			
			e	60-A49-0	Replace in pairs only Conversion requires Roadworthy Test. Use retrofit kit when retrofitting to NIVOMAT!		
			a	27-C15-F =			
						62-A49-0 (x1)	Required when retrofitting to NIVOMAT!
1.8 T quattro	10.98 -			ST	t	32-E14-F =	->Chass. 8L-X-140 000
					a	32-E14-0	->Chass. 8L-X-140 000

A4 (8D2, B5)		01.95 - 11.00									
1.6	01.95 - 07.00			ST	a	33-086-F =					
					a	33-087-F =					
										87-433-A	
						ST	t	27-446-P =*	->01.1999		
							a	27-446-F =	->01.1999		
							e	60-A09-0	->01.1999 Replace in pairs only Conversion requires Roadworthy Test. Use retrofit kit when retrofitting to NIVOMAT!		
							e	60-A10-0	->01.1999 Replace in pairs only Conversion requires Roadworthy Test. Use retrofit kit when retrofitting to NIVOMAT!		
							a	27-446-F =	->01.1999		
a	27-446-F =	->01.1999									
						89-011-0					
						62-A09-0 (x1)	->12.1998 Required when retrofitting to NIVOMAT!				
1.8, 85 kW 1.8, 92 kW 1.8 T, 110 kW 1.8 T, 132 kW 1.9 TDI, 55 kW 1.9 TDI, 66 kW 1.9 TDI, 81 kW 2.5 TDI	04.95 - 11.00 01.95 - 11.00 01.95 - 11.00 12.97 - 11.00 12.95 - 11.00 01.95 - 11.00 10.95 - 11.00 09.97 - 11.00			ST	a	33-086-F =					
					a	33-087-F =					
										87-433-A	
						ST	t	27-446-P =*	->01.1999		
							a	27-446-F =	->01.1999		
							e	60-A09-0	->01.1999 Replace in pairs only Conversion requires Roadworthy Test. Use retrofit kit when retrofitting to NIVOMAT!		
							e	60-A10-0	->01.1999 Replace in pairs only Conversion requires Roadworthy Test. Use retrofit kit when retrofitting to NIVOMAT!		
							a	27-446-F =	->01.1999		
a	27-446-F =	->01.1999									
						89-011-0					
						62-A09-0 (x1)	Required when retrofitting to NIVOMAT!				







					t = turbo a = automatic e = eXtreme	<b>i</b>
<b>Article No.</b>						

# Audi







## A4 (8D2, B5) 01.95 - 11.00

1.8 quattro, 85 kW 1.8 quattro, 92 kW 1.8 T quattro, 110 kW 1.8 T quattro, 132 kW 2.6 quattro 1.9 TDI quattro, 81 kW 1.9 TDI quattro, 85 kW 2.5 TDI quattro	07.95 - 11.00 01.95 - 11.00 01.95 - 11.00 12.97 - 11.00 01.95 - 11.00 09.96 - 11.00 03.00 - 11.00 09.97 - 11.00		⌘	ST	a	33-086-F =					
				SP	a	33-087-F =					
				HD	a	33-086-F =					
								⊙		87-433-A	
					⊖	ST	a	32-423-F =			
						SP	a	32-423-F =			
HD	a	32-423-F =									



  

1.8, 95 kW	01.95 - 11.00		⌘	ST	a	33-086-F =				
				SP	a	33-087-F =				
				HD	a	33-086-F =				
					⊖	ST	t	27-446-P =*	->01.1999	
						a	27-446-F =	->01.1999		
						e	60-A09-0 	->01.1999 Replace in pairs only Conversion requires Roadworthy Test. Use retrofit kit when retrofitting to NIVOMAT!		
				e	60-A10-0 	->01.1999 Replace in pairs only Conversion requires Roadworthy Test. Use retrofit kit when retrofitting to NIVOMAT!				
				SP	a	27-446-F =	->01.1999			
				HD	a	27-446-F =	->01.1999			
									89-011-0	
									62-A09-0 (x1)	Required when retrofitting to NIVOMAT!


  






2.4 2.6 2.8, 142 kW	03.97 - 11.00 01.95 - 11.00 10.96 - 11.00		⌘	ST	a	33-086-F =				
				SP	a	33-087-F =				
				HD	a	33-087-F =	->01.1999			
				a	33-086-F =	02.1999->				
								⊙	87-433-A	
					⊖	ST	t	27-446-P =*	->01.1999	
						a	27-446-F =	->01.1999		
						e	60-A09-0 	->01.1999 Replace in pairs only Conversion requires Roadworthy Test. Use retrofit kit when retrofitting to NIVOMAT!		
				e	60-A10-0 	->01.1999 Replace in pairs only Conversion requires Roadworthy Test. Use retrofit kit when retrofitting to NIVOMAT!				
				SP	a	27-446-F =	->01.1999			
				HD	a	27-446-F =	->01.1999			
									89-011-0	
					62-A09-0 (x1)	Required when retrofitting to NIVOMAT!				














  












2.4 quattro 2.8 quattro, 142 kW	03.97 - 11.00 10.96 - 11.00		⌘	ST	a	33-086-F =				
				SP	a	33-087-F =				
				HD	a	33-087-F =	->01.1999			
				a	33-086-F =	02.1999->				
								⊙	87-433-A	
					⊖	ST	a	32-423-F =		
SP	a	32-423-F =								
HD	a	32-423-F =								






  

S4 quattro	09.97 - 11.00		⊙			87-433-A	
------------	---------------	---	---	--	--	----------	--
























					t = turbo a = automatic e = eXtreme	<b>i</b>
<b>Article No.</b>						
<b>Audi</b>						

<b>A4 (8D2, B5)</b>		<b>01.95 - 11.00</b>					
2.8, 128 kW	09.95 - 07.97		大	ST a 33-086-F =			
				SP a 33-087-F =			
				HD a 33-087-F =			
			一 o	⊙	大	87-433-A	
						ST t 27-446-P =*	
						a 27-446-F =	
				e 60-A09-0  	Replace in pairs only Conversion requires Roadworthy Test. Use retrofit kit when retrofitting to NIVOMAT!		
				e 60-A10-0  	Replace in pairs only Conversion requires Roadworthy Test. Use retrofit kit when retrofitting to NIVOMAT!		
				SP a 27-446-F =			
				HD a 27-446-F =			
	≡			89-011-0			
				62-A09-0 (x1)	Required when retrofitting to NIVOMAT!		
2.8 quattro, 128 kW	01.95 - 07.97		大	ST a 33-086-F =			
				SP a 33-087-F =			
				HD a 33-087-F =			
			⊙	大	87-433-A		
					ST a 32-423-F =		
					SP a 32-423-F =		
	o	大	HD a 32-423-F =				
			ST a 33-086-F =				
			SP a 33-087-F =				
1.9 TDI, 85 kW	03.00 - 11.00		大	HD a 33-086-F =			
				SP a 33-087-F =			
				HD a 33-086-F =			
			⊙	大	87-433-A		































<b>A4 Estate (8D5, B5)</b>		<b>07.95 - 09.01</b>				
1.6 1.8, 85 kW 1.8, 92 kW 1.9 TDI, 55 kW	03.96 - 07.00 07.95 - 09.01 02.96 - 09.01 03.96 - 09.01		大	ST a 33-087-F =	->07.1997	
				a 33-086-F =	08.1997->	
				SP a 33-087-F =		
				HD a 33-087-F =		
			⊙	大	87-433-A	
					ST t 27-465-P =*	->01.1999
					a 27-465-F =	->01.1999
					e 60-A09-0  	->01.1999 Replace in pairs only Conversion requires Roadworthy Test. Use retrofit kit when retrofitting to NIVOMAT!
					e 60-A10-0  	->01.1999 Replace in pairs only Conversion requires Roadworthy Test. Use retrofit kit when retrofitting to NIVOMAT!
					SP a 27-446-F =	->01.1999
HD a 27-446-F =	->01.1999					
	≡			89-043-0		
				62-A09-0 (x1)	Required when retrofitting to NIVOMAT!	
1.8 quattro, 85 kW 1.8 quattro, 92 kW 1.8 T quattro, 110 kW 1.8 T quattro, 132 kW 2.4 quattro 2.6 quattro 1.9 TDI quattro, 81 kW	07.95 - 09.01 01.96 - 09.01 01.96 - 09.01 12.97 - 09.01 03.97 - 09.01 01.96 - 09.01 09.96 - 09.01		大	ST a 33-086-F =		
				SP a 33-087-F =	->01.1999	
				a 33-086-F =	02.1999->	
			⊙	大	HD a 33-087-F =	
					87-433-A	
					ST a 32-423-F =	
	o	大	SP a 32-423-F =			






					t = turbo a = automatic e = eXtreme	<b>i</b>
<b>Article No.</b>						

# Audi



A4 Estate (8D5, B5)	07.95 - 09.01								
1.8 T, 110 kW 1.8 T, 132 kW 2.4 2.6 2.8, 142 kW	03.96 - 09.01 12.97 - 09.01 03.97 - 09.01 02.96 - 09.01 10.96 - 09.01		⌘	ST	a	33-086-F =			
				SP	a	33-087-F =			
				HD	a	33-087-F =			
			⊖		⊖	ST	t	27-465-P =*	->01.1999
						a	27-465-F =	->01.1999	
						e	60-A09-0 	->01.1999 Replace in pairs only Conversion requires Roadworthy Test. Use retrofit kit when retrofitting to NIVOMAT!	
						e	60-A10-0 	->01.1999 Replace in pairs only Conversion requires Roadworthy Test. Use retrofit kit when retrofitting to NIVOMAT!	
						SP	a	27-446-F =	->01.1999
						HD	a	27-446-F =	->01.1999
									
				62-A09-0 (x1)	Required when retrofitting to NIVOMAT!				
S4 quattro	09.97 - 09.01		⊖			87-433-A			
2.8, 128 kW	03.96 - 09.96		⌘	ST	a	33-086-F =			
				SP	a	33-087-F =			
				HD	a	33-087-F =			
			⊖		⊖	ST	t	27-465-P =*	
						a	27-465-F =		
						e	60-A09-0 	Replace in pairs only Conversion requires Roadworthy Test. Use retrofit kit when retrofitting to NIVOMAT!	
						e	60-A10-0 	Replace in pairs only Conversion requires Roadworthy Test. Use retrofit kit when retrofitting to NIVOMAT!	
						SP	a	27-446-F =	
						HD	a	27-446-F =	
									
				62-A09-0 (x1)	Required when retrofitting to NIVOMAT!				
2.8 quattro, 128 kW	01.96 - 09.96		⌘	ST	a	33-086-F =			
				SP	a	33-086-F =			
				a	33-087-F =				
				HD	a	33-086-F =			
				a	33-087-F =				
						87-433-A			
2.8 quattro, 142 kW	10.96 - 09.01		⊖	ST	a	32-423-F =			
				SP	a	32-423-F =			
				ST	a	33-086-F =			
			⌘		⌘	SP	a	33-087-F =	->01.1999
						a	33-086-F =	02.1999->	
						HD	a	33-087-F =	->01.1999
a	33-086-F =	02.1999->							
				87-433-A					
	⊖		⊖	ST	a	32-423-F =			
				SP	a	32-423-F =			







**A4 Estate (8D5, B5) 07.95 - 09.01**





<b>1.9 TDI, 66 kW</b> <b>1.9 TDI, 81 kW</b>	02.96 - 09.01 02.96 - 09.01		大	ST	a	33-086-F =	->07.1997 Automatic Transmission						
				a	33-087-F =	->07.1997 Manual Transmission							
				a	33-086-F =	08.1997->							
				SP	a	33-087-F =							
				HD	a	33-087-F =							
										87-433-A			
									 o	ST	t	27-465-P =*	->01.1999
								a		27-465-F =	->01.1999		
								e		60-A09-0   	->01.1999 Replace in pairs only Conversion requires Roadworthy Test. Use retrofit kit when retrofitting to NIVOMAT!		
								e		60-A10-0   	->01.1999 Replace in pairs only Conversion requires Roadworthy Test. Use retrofit kit when retrofitting to NIVOMAT!		
				SP	a	27-446-F =	->01.1999						
				HD	a	27-446-F =	->01.1999						
							89-043-0						
							62-A09-0 (x1)	Required when retrofitting to NIVOMAT!					
<b>1.9 TDI, 85 kW</b>	03.00 - 09.01		大	ST	a	33-086-F =							
				SP	a	33-087-F =							
				HD	a	33-087-F =							
						87-433-A							
<b>1.9 TDI quattro, 85 kW</b>	03.00 - 09.01		大	ST	a	33-086-F =							
				SP	a	33-087-F =							
				HD	a	33-087-F =							
										87-433-A			
									 o	ST	a	32-423-F =	
				SP	a	32-423-F =							
<b>2.5 TDI</b>	09.97 - 09.01		大	ST	a	33-086-F =							
				SP	a	33-087-F =							
				HD	a	33-086-F =	->01.1999						
										87-433-A			
									 o	ST	t	27-465-P =*	->01.1999
								a		27-465-F =	->01.1999		
								e		60-A09-0   	->01.1999 Replace in pairs only Conversion requires Roadworthy Test. Use retrofit kit when retrofitting to NIVOMAT!		
								e		60-A10-0   	->01.1999 Replace in pairs only Conversion requires Roadworthy Test. Use retrofit kit when retrofitting to NIVOMAT!		
								SP		a	27-446-F =	->01.1999	
								HD		a	27-446-F =	->01.1999	
							89-043-0						
							62-A09-0 (x1)	Required when retrofitting to NIVOMAT!					
<b>2.5 TDI quattro</b>	09.97 - 09.01		大	ST	a	33-086-F =							
				SP	a	33-087-F =	->01.1999						
				a	33-086-F =	02.1999->							
				HD	a	33-086-F =							
										87-433-A			
					 o	ST	a	32-423-F =					
				SP		a	32-423-F =						

					t = turbo a = automatic e = eXtreme	<b>i</b>
<b>Article No.</b>						






# Audi

<b>A4 (8E2, B6)</b>		<b>11.00 -</b>					
1.6	11.00 -		六	ST	a	32-G08-A =	to Axle Load [kg]: 818
1.8 T	11.00 -			a	32-G09-A =	from Axle Load [kg]: 819	
1.8 T quattro	11.00 -			SP	a	32-G10-A =	to Axle Load [kg]: 823
2.0	11.00 -			a	32-G11-A =	from Axle Load [kg]: 824	
3.0	11.00 -		一 〇	ST	a	27-D99-A =	
3.0 quattro	11.00 -			SP	a	27-E01-A =	
1.9 TDI	11.00 -						
2.5 TDI	08.01 -						
2.5 TDI quattro	11.00 -						













<b>A6 (4A, C4)</b>		<b>06.94 - 02.97</b>					
1.8	12.95 - 02.97		一	ST	t	32-402-F =	
2.0, 74 kW	06.94 - 02.97				t	32-402-P =*	
2.0, 85 kW	06.94 - 02.97				a	32-402-1	
2.0 16V	06.94 - 02.97				〇	t	32-402-F =
2.3	06.94 - 12.95		一 〇			87-433-A	
2.6, 102 kW	06.94 - 02.97					89-013-0	
2.6, 110 kW	06.94 - 02.97						
2.8, 128 kW	06.94 - 02.97						
2.8, 142 kW	12.95 - 02.97		一 〇	ST	t	32-692-F =	
1.9 TDI	06.94 - 02.97			t	32-692-P =*		
2.5 TDI, 84 kW	01.95 - 02.97			a	32-692-1		
2.5 TDI, 85 kW	06.94 - 02.97			〇	t	32-693-F =	Standard
2.5 TDI, 103 kW	08.94 - 02.97						
1.8 quattro	12.95 - 02.97		〇			87-433-A	
2.0 16V quattro	06.94 - 02.97			ST	t	32-402-F =	->12.1995
						87-433-A	
						89-013-0	
		ST	t	32-505-F =	->12.1995		
2.3 quattro	06.94 - 12.95		一	ST	t	32-402-F =	
2.6 quattro	06.94 - 02.97					87-433-A	
2.8 quattro, 128 kW	06.94 - 02.97					89-013-0	
2.8 quattro, 142 kW	12.95 - 02.97						
2.5 TDI quattro	10.95 - 02.97		一 〇	ST	t	32-505-F =	
S6 Turbo quattro	06.94 - 02.97			ST	t	32-402-F =	
S6 4.2 quattro	06.94 - 02.97					89-013-0	
						32-115-F =	

<b>A6 Estate (4A, C4)</b>		<b>06.94 - 12.97</b>					
1.8	12.95 - 12.97		一	ST	t	32-402-F =	
2.0, 74 kW	06.94 - 12.97				t	32-402-P =*	
2.0, 85 kW	06.94 - 12.97				a	32-402-1	
2.0 16V	06.94 - 12.97				〇	t	32-402-F =
2.3	06.94 - 12.95		〇			87-433-A	
2.6, 102 kW	06.94 - 06.94					89-013-0	
2.6, 110 kW	06.94 - 12.97						
2.8, 128 kW	06.94 - 12.97						
2.8, 142 kW	12.95 - 12.97		一 〇	ST	t	32-692-F =	
1.9 TDI	06.94 - 12.97			t	32-692-P =*		
2.5 TDI, 84 kW	01.95 - 12.97			a	32-692-1		
2.5 TDI, 85 kW	06.94 - 12.97			〇	t	32-693-F =	Standard
2.5 TDI, 103 kW	08.94 - 12.97						
1.8 quattro	12.95 - 12.97		〇			87-433-A	































					t = turbo a = automatic e = eXtreme	<b>i</b>
<b>Article No.</b>						
<b>Audi</b>						

**A6 Estate (4A, C4) 06.94 - 12.97**

2.0 16V quattro	06.94 - 12.97			ST	t	32-402-F =	->12.1995	
							87-433-A	
							89-013-0	
2.3 quattro 2.6 quattro 2.8 quattro, 128 kW 2.8 quattro, 142 kW 2.5 TDI quattro	06.94 - 12.95 06.94 - 12.97 06.94 - 12.97 12.95 - 12.97 07.95 - 12.97			ST	t	32-402-F =		
							87-433-A	
							89-013-0	
S6 Turbo quattro S6 4.2 quattro	06.94 - 12.97 06.94 - 12.97			ST	t	32-402-F =		
							89-013-0	
							32-115-F =	

**A6 (4B,C5) 01.97 -**

1.8	07.97 -			ST	a	33-086-F =	->Chass. 4B-W-220 000		
				SP	a	33-087-F =	->Chass. 4B-Y-160 000		
					a	33-086-F =	Chass. 4B-W-100 001 - Chass. 4B-W-220 000		
					ST	t	27-C11-P =*		
					a	a	27-C11-F =		
					e	a	60-A06-0 	Replace in pairs only Conversion requires Roadworthy Test. Use retrofit kit when retrofitting to NIVOMAT!	
SP	a	27-C12-F =							
						62-A06-1 (x1)	Required when retrofitting to NIVOMAT!		
1.8 T, 110 kW 1.8 T, 132 kW	01.97 - 12.97 -			ST	a	33-086-F =	->Chass. 4B-W-220 000		
				SP	a	33-087-F =	->Chass. 4B-Y-160 000		
					a	33-086-F =	Chass. 4B-W-100 001 - Chass. 4B-W-220 000		
					ST	t	27-C11-P =*		
					a	a	27-C11-F =		
					e	a	60-A06-0 	Replace in pairs only Conversion requires Roadworthy Test. Use retrofit kit when retrofitting to NIVOMAT!	
						62-A06-1 (x1)	Required when retrofitting to NIVOMAT!		
1.8 T quattro, 110 kW 1.8 T quattro, 132 kW	02.97 - 12.97 -			ST	a	33-086-F =	->Chass. 4B-W-100 000		
				SP	a	33-087-F =	->Chass. 4B-Y-160 000		
					a	33-086-F =	Chass. 4B-W-100 001 - Chass. 4B-W-220 000		
					ST	a	32-D14-F =	->Chass. 4B-W-100 000	
					a	a	32-D15-F 	Chass. 4B-W-100 001 - Chass. 4B-X-070 000	
					SP	a	32-D16-F =		
						87-423-A			
2.4, 100 kW 2.4, 121 kW	07.98 - 02.97 -			ST	a	33-086-F =	->01.1999		
				SP	a	33-087-F =	->Chass. 4B-W-100 000		
					a	33-087-F =	Chass. 4B-W-100 001 - Chass. 4B-W-220 000		
					ST	t	27-C11-P =*		
					a	a	27-C11-F =		
					e	a	60-A06-0 	Replace in pairs only Conversion requires Roadworthy Test. Use retrofit kit when retrofitting to NIVOMAT!	
						62-A06-1 (x1)	Required when retrofitting to NIVOMAT!		



t = turbo  
a = automatic  
e = eXtreme

Article No.









# Audi















**A6 (4B,C5)**

**01.97 -**




2.4, 115 kW	02.97 -		大	ST a	33-086-F =	->01.1999	
				SP a	33-087-F =	->Chass. 4B-W-100 000	
				QI a	33-087-F =	Chass. 4B-W-100 001 - Chass. 4B-W-220 000	
			1/0	ST	t	27-C11-P =*	
					a	27-C11-F =	
					e	60-A06-0 $\uparrow$ QI	Replace in pairs only Conversion requires Roadworthy Test. Use retrofit kit when retrofitting to NIVOMAT!
			SP a	27-C12-F =			
					62-A06-1 (x1)	Required when retrofitting to NIVOMAT!	
2.4 quattro	02.97 -		大	ST a	33-086-F =	->Chass. 4B-W-100 000	
				SP a	33-087-F =	->Chass. 4B-W-100 000	
				QI a	33-087-F =	->Chass. 4B-W-220 000 Chass. 4B-W-100 001->	
						87-433-A	
			1/0	ST	a	32-D14-F =	->Chass. 4B-W-100 000
					a	32-D15-F $\blacktriangle$ =	Chass. 4B-W-100 001 - Chass. 4B-X-070 000
SP a	32-D16-F =						
					87-423-A		
2.7 T	02.99 -		大	ST a	33-086-F =		
				SP a	33-087-F =	->Chass. 4B-W-100 000	
							87-433-A
			1/0	ST	t	27-C11-P =*	
					a	27-C11-F =	
					e	60-A06-0 $\uparrow$ QI	Replace in pairs only Conversion requires Roadworthy Test. Use retrofit kit when retrofitting to NIVOMAT!
			SP a	27-C12-F =			
					62-A06-1 (x1)	Required when retrofitting to NIVOMAT!	
2.7 T quattro	12.97 -		QI			87-433-A	
			1/0	ST	a	32-D14-F =	->Chass. 4B-W-100 000
					a	32-D15-F $\blacktriangle$ =	Chass. 4B-W-100 001 - Chass. 4B-X-070 000
			SP a	32-D16-F =			
					87-423-A		
2.8	02.97 -		大	ST a	33-086-F =	->01.1999	
				SP a	33-087-F =	->Chass. 4B-W-100 000	
							87-433-A
			1/0	ST	t	27-C11-P =*	
					a	27-C11-F =	
					e	60-A06-0 $\uparrow$ QI	Replace in pairs only Conversion requires Roadworthy Test. Use retrofit kit when retrofitting to NIVOMAT!
			SP a	27-C12-F =			
					62-A06-1 (x1)	Required when retrofitting to NIVOMAT!	
2.8 quattro	02.97 -		大	ST a	33-086-F =	->Chass. 4B-W-100 000	
				SP a	33-087-F =	->Chass. 4B-W-100 000	
							87-433-A
			1/0	ST	a	32-D14-F =	->Chass. 4B-W-100 000
					a	32-D15-F $\blacktriangle$ =	Chass. 4B-W-100 001 - Chass. 4B-X-070 000
					SP a	32-D16-F =	
					87-423-A		






					t = turbo a = automatic e = eXtreme	<div style="display: flex; justify-content: space-between; align-items: center;"> <span>Article No.</span>  </div>
<h1 style="margin: 0;">Audi</h1>						

**A6 (4B,C5)****01.97 -**



















1.9 TDI	02.97 -		⌘	ST	a	33-086-F =			
				SP	a	33-087-F =	->Chass. 4B-Y-160 000		
						87-433-A			
			∩	∩	ST	t	27-C11-P =*		
						a	27-C11-F =		
						e	60-A06-0 $\frac{\uparrow}{\downarrow}$ $\frac{\overline{01}}$	Replace in pairs only Conversion requires Roadworthy Test. Use retrofit kit when retrofitting to NIVOMAT!	
SP	a					27-C12-F =			
						62-A06-1 (x1)	Required when retrofitting to NIVOMAT!		
2.5 TDI, 110 kW	07.97 -		⌘	ST	a	33-086-F =			
				SP	a	33-087-F =	->Chass. 4B-W-100 000		
				$\frac{\overline{01}}$	a	33-087-F =	Chass. 4B-W-100 001 - Chass. 4B-W-220 000		
			∩	∩	ST	t	27-C11-P =*		
						a	27-C11-F =		
						e	60-A06-0 $\frac{\uparrow}{\downarrow}$ $\frac{\overline{01}}$	Replace in pairs only Conversion requires Roadworthy Test. Use retrofit kit when retrofitting to NIVOMAT!	
SP	a					27-C12-F =			
						62-A06-1 (x1)	Required when retrofitting to NIVOMAT!		
2.5 TDI quattro, 110 kW	07.97 -		⌘	ST	a	33-086-F =	->Chass. 4B-W-100 000		
				SP	a	33-087-F =	->Chass. 4B-W-100 000		
				$\frac{\overline{01}}$	a	33-087-F =	Chass. 4B-W-100 001 - Chass. 4B-W-220 000		
			∩	∩	ST	a	32-D14-F =	->Chass. 4B-W-100 000	
						a	32-D15-F $\blacktriangle$ =	Chass. 4B-W-100 001 - Chass. 4B-X-070 000	
						SP	a	32-D16-F =	
						87-423-A			
2.5 TDI, 132 kW	02.00 - 08.01		⌘	ST	a	33-086-F =			
				SP	a	33-087-F =	->Chass. 4B-W-100 000		
				$\frac{\overline{01}}$	a	33-087-F =	Chass. 4B-W-100 001 - Chass. 4B-W-220 000		
			∩	∩	ST	t	27-C11-P =*		
						a	27-C11-F =		
						e	60-A06-0 $\frac{\uparrow}{\downarrow}$ $\frac{\overline{01}}$	Replace in pairs only Conversion requires Roadworthy Test. Use retrofit kit when retrofitting to NIVOMAT!	
SP	a					27-C12-F =			
						62-A06-1 (x1)	Required when retrofitting to NIVOMAT!		
2.5 TDI quattro, 132 kW	02.00 -		⌘	ST	a	33-086-F =	->Chass. 4B-W-100 000		
				SP	a	33-087-F =	->Chass. 4B-W-100 000		
				$\frac{\overline{01}}$	a	33-087-F =	Chass. 4B-W-100 001 - Chass. 4B-W-220 000		
			∩	∩	ST	a	32-D14-F =	->Chass. 4B-W-100 000	
						a	32-D15-F $\blacktriangle$ =	Chass. 4B-W-100 001 - Chass. 4B-X-070 000	
						SP	a	32-D16-F =	






**A6 Estate (4B,C5)****12.97 -**

1.8	12.97 -		⌘			33-086-F =	->Chass. 4B-W-100 000		
						33-086-F =	Chass. 4B-W-100 001 - Chass. 4B-W-220 000 Manual Transmission		
						33-087-F =	->Chass. 4B-Y-160 000		
			∩	∩	ST	t	27-C11-P =*		
						a	27-C11-F =		
						SP	a	27-C12-F =	
						87-433-A			















					t = turbo a = automatic e = eXtreme	<b>i</b>
<b>Article No.</b>						

# Audi















A6 Estate (4B,C5)	12.97 -								
1.8 T, 110 kW 1.8 T, 132 kW	12.97 - 04.99 -		⌘	ST	a	33-086-F =	->Chass. 4B-W-100 000		
					a	33-086-F =	->Chass. 4B-W-220 000 Chass. 4B-W-100 001-> not for equipment variation: Automatik		
				SP	a	33-087-F =	->Chass. 4B-Y-160 000		
			⊖		a	33-086-F =	Chass. 4B-W-100 001 - Chass. 4B-W-220 000		
						87-433-A			
1.8 T quattro, 110 kW 1.8 T quattro, 132 kW	12.97 - 12.97 -		⌘	ST	a	33-086-F =	->Chass. 4B-W-100 000		
					a	33-087-F =	->Chass. 4B-Y-160 000		
				SP	a	33-086-F =	Chass. 4B-W-100 001 - Chass. 4B-W-220 000		
			⊖			87-433-A			
2.4, 100 kW 2.4, 121 kW 2.5 TDI, 110 kW	07.98 - 12.97 - 12.97 -		⌘	ST	a	33-086-F =	->01.1999		
					a	33-087-F =	->Chass. 4B-W-100 000		
				SP	a	33-087-F =	Chass. 4B-W-100 001 - Chass. 4B-W-220 000		
			⊖			87-433-A			
2.4, 115 kW	12.97 -		⌘	ST	a	33-086-F =	->01.1999		
					a	33-087-F =	->Chass. 4B-W-100 000		
				SP	a	33-087-F =	Chass. 4B-W-100 001 - Chass. 4B-W-220 000		
			⊖			87-433-A			
2.4 quattro 2.5 TDI quattro, 110 kW	12.97 - 12.97 -		⌘	ST	a	33-086-F =	->Chass. 4B-W-100 000		
					a	33-087-F =	->Chass. 4B-W-100 000		
				SP	a	33-087-F =	Chass. 4B-W-100 001 - Chass. 4B-W-220 000		
			⊖			87-433-A			
2.7 T	02.99 -		⊖			87-433-A			
					⊖	ST	a	27-C11-F =	
						SP	a	27-C12-F =	
2.7 T quattro	12.97 -		⊖			87-433-A			
					⊖	ST	a	32-D15-F ▲=	Chass. 4B-W-100 001 - Chass. 4B-X-070 000
						SP	a	32-D16-F =	
2.8	12.97 -		⊖			87-433-A			
					⊖	ST	t	27-C11-P =*	
						SP	a	27-C12-F =	
2.8 quattro	12.97 -		⌘	ST	a	33-086-F =	->Chass. 4B-W-100 000		
					a	33-087-F =	->Chass. 4B-W-100 000		
				SP	a	33-087-F =	->Chass. 4B-W-100 000		
			⊖			87-433-A			

					t = turbo a = automatic e = eXtreme	<b>i</b>
<b>Article No.</b>						
<b>Audi</b>						













**A6 Estate (4B,C5) 12.97 -**






4.2 quattro	11.98 -					87-433-A	
1.9 TDI	12.97 -			⊕	ST a	33-086-F =	
				⊖	SP a	33-087-F =	->Chass. 4B-Y-160 000
				⊕	ST t	27-C11-P =*	
				⊖	SP a	27-C12-F =	
2.5 TDI, 132 kW	02.00 - 08.01			⊕	ST a	33-086-F =	
				⊖	SP a	33-087-F =	->Chass. 4B-W-100 000
				⊕	ST t	27-C11-P =*	
				⊖	SP a	27-C12-F =	Chass. 4B-W-100 001 - Chass. 4B-W-220000
2.5 TDI quattro, 132 kW	02.00 -			⊕	ST a	33-086-F =	->Chass. 4B-W-100 000
				⊖	SP a	33-087-F =	->Chass. 4B-W-100 000
				⊕	ST a	32-D15-F ▲	Chass. 4B-W-100001 - Chass. 4B-W-220 000
				⊖	SP a	32-D16-F =	Chass. 4B-W-100 001 - Chass. 4B-X-070 000

**V8 (D1) 10.88 - 02.94**







3.6 quattro, 180 kW	04.93 - 02.94			⊕	ST t	32-402-F =	
				⊖	SP t	32-402-F =	
				⊕	ST t	32-115-F =	
				⊖	SP t	32-115-F =	
3.6 quattro, 184 kW	10.88 - 02.94			⊕	ST t	32-402-F =	
				⊖	SP t	32-402-F =	
				⊕	ST t	32-115-F =	
				⊖	SP t	32-115-F =	
4.2 quattro	10.91 - 02.94			⊕	ST t	32-402-F =	
				⊖	SP t	32-402-F =	
				⊕	ST t	32-115-F =	
				⊖	SP t	32-115-F =	
				⊕	ST t	87-900-A	->07.1991
				⊖	SP t	87-900-A	







**A8 (4D2, 4D8) 03.94 -**








2.8, 120 kW	07.95 -			⊕	ST a	32-D19-P =*	->Chass. 4D-Y-010 000
				⊖	SP a	32-D19-P =*	
2.8 quattro, 120 kW	07.95 -			⊕	ST a	87-433-A	
2.8, 128 kW	03.94 -			⊖	SP a	32-D20-P =*	
2.8, 142 kW	04.96 -			⊕	ST a	32-D19-P =*	
2.8 quattro, 142 kW	04.96 -			⊖	SP a	32-D20-P =*	
2.8 quattro, 128 kW	03.94 - 03.96			⊕	ST a	32-D19-P =*	
4.2 quattro, 180 kW	03.94 - 07.96			⊖	SP a	32-D20-P =*	
3.7, 169 kW	07.95 -			⊕	ST a	32-D19-P =*	->09.1998
3.7 quattro, 169 kW	07.95 - 11.98			⊖	SP a	87-433-A	
S 8 quattro, 250 kW	07.96 - 06.99			⊕	ST a	32-D19-P =*	
2.5 TDI	01.97 -			⊖	SP a	32-D20-P =*	
2.5 TDI quattro	07.97 -						











					t = turbo a = automatic e = eXtreme	<b>i</b>
<b>Article No.</b>						











# Audi






<b>A8 (4D2, 4D8)</b>		<b>03.94 -</b>						
3.7, 191 kW	11.98 -							87-433-A
3.7 quattro, 191 kW	11.98 -			ST	a			32-D20-P =*
4.2 quattro, 175 kW	02.99 -							
4.2 quattro, 220 kW	03.94 - 11.98							
4.2 quattro, 228 kW	11.98 -							
S 8 quattro, 265 kW	06.99 -							
3.3 TDI quattro	06.00 -							87-433-A













<b>TT (8N3)</b>		<b>10.98 -</b>						
1.8 T	10.98 -							87-393-R
1.8 T quattro, 132 kW	10.98 -							 87-393-A
1.8 T quattro, 165 kW	10.98 -							 87-398-L
								87-404-A









<b>50 (86)</b>		<b>08.74 - 07.78</b>						
1.1, 37 kW	08.74 - 07.78			ST	t			27-412-F =
1.1, 44 kW	08.74 - 07.77				a			27-412-0
1.3	08.77 - 07.78							87-078-A with integrated ball bearing
								89-002-0
				ST	t			27-849-F =
					a			27-849-0
								89-011-0

<b>80 (80,82,B1)</b>		<b>05.72 - 07.78</b>						
1.3, 40 kW	05.72 - 07.78			ST	t			32-472-P =*
1.3, 44 kW	05.72 - 07.78				t			32-846-F =
1.5, 55 kW	05.72 - 08.75				a			27-112-1
1.5, 63 kW	05.72 - 07.76				a			32-846-0 HD●
1.6, 55 kW	09.75 - 07.78							89-002-0
1.6, 63 kW	09.75 - 07.78			ST	a			27-095-1 ▲
								89-006-0
1.6 GTE	01.76 - 07.78			ST	t			32-472-P =*
					t			32-846-F =
					a			32-846-0
								89-002-0
				ST	a			27-095-1 ▲
								89-006-0

<b>80 (81, 85, B2)</b>		<b>08.78 - 08.86</b>						
1.3 (81), 40 kW	09.78 - 07.81			ST	t			32-472-P =*
1.3 (81), 44 kW	09.78 - 07.86				t			32-846-F =
1.6 (81), 54 kW	02.86 - 07.86				a			32-846-0
1.6 (81), 55 kW	08.78 - 07.86							87-083-A
1.6 (81), 63 kW	08.78 - 02.83							
1.6 GLE (81)	01.79 - 12.86							87-083-R
1.8 (81), 65 kW	02.86 - 07.86							 87-299-A
1.8 (81), 66 kW	01.83 - 08.86							 87-083-L
1.8 (81), 68 kW	08.83 - 08.86							89-002-0
1.6 D (81)	08.80 - 08.86			ST	t			27-093-F =
1.6 TD (81)	08.81 - 05.86				t			27-093-P =*
					a			27-093-2
								89-006-0

					t = turbo a = automatic e = eXtreme	<b>i</b>
<b>Article No.</b>					<b>Audi</b>	

80 (81, 85, B2)	08.78 - 08.86								
1.8 CC quattro (85Q), 66 kW 2.0 quattro (85Q)	08.84 - 08.86 10.83 - 09.84			ST	t	32-846-F =			
						87-083-A			
						87-083-R ⚙️ 87-299-A ⚙️ 87-083-L			
						89-002-0			
1.8 CC quattro (85Q), 68 kW	08.85 - 08.86			ST	t	32-846-F =			
						89-002-0			
						32-920-F =			
1.8 GTE (81), 81 kW 1.8 GTE (81), 82 kW	08.85 - 07.86 10.84 - 08.86			ST	t	32-472-P =*			
					t	32-846-F =			
						89-002-0			
						89-006-0			
1.9 CD-5S (81) 2.0 2.2 (81)	09.81 - 07.83 10.83 - 09.84 10.80 - 07.81			ST	t	32-472-P =*			
					t	32-846-F =			
					a	32-846-0			
						89-002-0			
						ST	t	27-093-F =	
	t	27-093-P =*							
	a	27-093-2							
		89-006-0							
2.2 quattro (85Q)	08.82 - 07.84			ST	t	32-846-F =			
						87-083-A			
						87-083-R ⚙️ 87-299-A ⚙️ 87-083-L			
						89-002-0			

COUPE (81, 85)	07.80 - 10.88									
1.6 1.8 GT, 68 kW	07.80 - 08.81 01.85 - 07.88			ST	t	32-472-P =*				
					t	32-846-F =				
					a	32-846-0				
						89-002-0				
						ST	t	27-093-F =		
	t	27-093-P =*								
	a	27-093-2								
		89-006-0								
1.8 1.8 GT, 65 kW 1.8 GT, 66 kW 1.8 GT, 79 kW 1.8 GT, 82 kW 1.9	08.81 - 07.83 04.86 - 10.88 09.82 - 10.88 08.86 - 10.87 08.86 - 10.88 08.80 - 07.83			ST	t	32-472-P =*				
					t	32-846-F =				
					a	32-846-0				
						87-083-A				
						87-083-R ⚙️ 87-299-A ⚙️ 87-083-L				
						89-002-0				
						ST	t	27-093-F =		
							t	27-093-P =*		
	a	27-093-2								
		89-006-0								



t = turbo  
a = automatic  
e = eXtreme

Article No.













# Audi

COUPE (81, 85)



























07.80 - 10.88





2.0, 85 kW	09.83 - 07.86			ST	t	32-472-P =*				
					t	32-846-F =				
					a	32-846-0				
						87-083-A				
						87-083-R 87-299-A 87-083-L				
						89-002-0				
2.0	10.84 - 10.88			ST	t	32-846-F =				
						89-002-0				
							ST	t	32-920-F =	
2.1 GT 2.3	09.82 - 08.84 01.87 - 10.88			ST	t	32-472-P =*				
					t	32-846-F =				
					a	32-846-0				
						89-002-0				
							ST	t	27-093-F =	
								t	27-093-P =*	
			a	27-093-2						
				89-006-0						
2.2 quattro, 88 kW 2.2 quattro, 100 kW	08.85 - 10.88 10.84 - 10.88					87-083-A				
					87-083-R 87-299-A 87-083-L					
2.2 GT, 100 kW	09.84 - 10.88			ST	t	32-472-P =*				
					t	32-846-F =				
					a	32-846-0				
						87-083-A				
						87-083-R 87-299-A 87-083-L				
						89-002-0				
2.2 GT, 85 kW	07.81 - 10.87			ST	t	32-846-F =				
					a	32-846-0				
							ST	t	32-472-P =*	
									87-083-A	
2.2 GT, 85 kW	07.81 - 10.87			ST	t	32-846-F =				
					a	32-846-0				
							ST	t	27-093-F =	
								t	27-093-P =*	
								a	27-093-2	
									89-006-0	








									
						t = turbo a = automatic e = eXtreme			
						<b>Article No.</b>			














































# Audi








80 (89, 89Q, 8A, B3)	06.86 - 10.91											
1.6 (89, 8A), 51 kW 1.6 (89, 8A), 55 kW 1.8 (89, 8A), 55 kW 1.8 S (89, 8A), 65 kW 1.8 S (89, 8A), 66 kW 1.8 E (89, 8A) 1.8 (89, 8A), 83 kW 2.0 (89, 8A) 1.6 D (89, 8A) 1.6 TD (89, 8A) 1.9 D (89, 8A)	08.87 - 09.91			ST	t	32-472-P =*						
	09.86 - 08.91				t	32-846-F =						
	10.86 - 01.90				a	32-846-0						
	09.86 - 12.90				QI	t	32-472-F =	Standard				
	09.86 - 10.91							87-083-A				
	06.86 - 08.91							87-083-R				
	09.86 - 07.88							 87-299-A  87-083-L				
	10.90 - 08.91						ST	t	27-093-F =			
	09.86 - 08.91							t	27-093-P =*			
	09.86 - 08.91							a	27-093-2			
08.89 - 08.91	QI	t	27-880-F =	Standard								
						89-006-0	Suspension: for vehicles without lowered chassis					
1.8 S quattro (89Q, 8A), 65 kW 1.8 S quattro (89Q, 8A), 66 kW 1.8 E quattro (89Q, 8A) 1.8 quattro (89Q, 8A) 2.0 quattro (89Q, 8A), 82 kW 2.0 E quattro (89Q, 8A) 2.0 quattro (89Q, 8A), 85 kW 2.0 E 16V quattro (89Q, 8A)	09.86 - 07.90			ST	t	32-472-F =						
	09.86 - 09.91				QI	t	32-472-F =	Standard				
	09.86 - 08.91							87-083-A				
	09.86 - 08.90							87-083-R				
	10.90 - 08.91							 87-299-A  87-083-L				
	10.90 - 08.91						ST	t	32-920-F =			
	08.88 - 09.90							QI	t	32-301-F =	Standard	
	08.88 - 09.90											
	10.90 - 08.91											
	03.90 - 08.91									89-006-0	Suspension: for vehicles without lowered chassis	
1.9 E	09.86 - 09.91			ST	t	32-472-P =*						
					t	32-846-F =						
					a	32-846-0						
					QI	t	32-472-F =	Standard				
									89-002-0			
							ST	t	27-093-F =			
								t	27-093-P =*			
								a	27-093-2			
								QI	t	27-880-F =	Standard	
												89-006-0
2.0 E (89, 8A)	08.88 - 10.90					87-083-A						
						87-083-R						
						 87-299-A  87-083-L						
2.0 E 16V (89, 8A)	03.90 - 09.91			ST	t	32-472-P =*						
					t	32-846-F =						
					a	32-846-0						
							89-002-0					
							ST	t	27-093-F =			
								t	27-093-P =*			
								a	27-093-2			
										89-006-0		

COUPE (89, 8B)	10.88 - 12.96								
1.8 2.0 16 V, 101 kW	08.89 - 07.91			ST	t	32-472-F =			
	01.92 - 07.92				QI	t	32-472-F =	Standard	
								89-002-0	
						ST	t	27-880-F =	
QI		t	27-880-F =	Standard					





















					t = turbo a = automatic e = eXtreme	<b>i</b>
<b>Article No.</b>						

# Audi






















2.0, 1964 ccm 2.0, 1984 ccm 2.3, 98 kW 2.3 20V, 123 kW 2.3 20V, 125 kW	05.89 - 07.91 08.90 - 07.91 03.90 - 12.96 08.90 - 07.91 08.89 - 07.91			ST t	32-472-F =		
					t	32-472-F =	Standard
						87-083-A	
						87-083-R ⚡ 87-299-A ⚙ 87-083-L	
						89-002-0	
2.0, 1984 ccm 2.0 16 V, 103 kW 2.6 2.8	09.91 - 12.96 08.92 - 12.96 08.92 - 12.96 09.91 - 12.96			ST t	32-472-F =		
					t	32-472-F =	Standard
						87-261-R ⚡ 87-261-A ⚙ 87-083-L	
						89-002-0	
					ST t	27-880-F =	
2.0 20 V quattro	08.89 - 07.91			ST t	32-472-F =		
						89-002-0	
					ST t	32-301-F =	
							
					ST t	27-880-F =	Standard
2.2 quattro 2.3 20V quattro, 125 kW	11.88 - 07.91 11.88 - 07.91			ST t	32-472-F =		
						87-083-A	
						87-083-R ⚡ 87-299-A ⚙ 87-083-L	
						89-002-0	
					ST t	32-301-F =	
S2 quattro, 162 kW S2 quattro, 169 kW	09.90 - 09.92 10.92 - 12.96				87-261-R ⚡ 87-261-A ⚙ 87-083-L		
					ST t	32-301-F =	
							
							
					ST t	32-472-F =	
2.3 quattro, 98 kW 2.3 quattro, 100 kW	05.90 - 12.96 11.88 - 12.92			ST t	32-472-F =		
						87-083-A	->08.1991
						87-083-R ⚡ 87-299-A ⚙ 87-083-L	->08.1991
						87-261-R ⚡ 87-261-A ⚙ 87-083-L	09.1991->
						89-002-0	
2.3, 100 kW	10.88 - 07.94			ST t	32-472-F =		
					t	32-472-F =	Standard
						87-083-A	->08.1991
						87-083-R ⚡ 87-299-A ⚙ 87-083-L	->08.1991
						87-261-R ⚡ 87-261-A ⚙ 87-083-L	09.1991->
		89-002-0					
	ST t	27-880-F =					
	t	27-880-F =	Standard				

						t = turbo a = automatic e = eXtreme	 <b>Article No.</b>
<b>Audi</b>							





















**COUPE (89, 8B) 10.88 - 12.96**






2.3 20V quattro, 123 kW	05.90 - 12.96			ST	t	32-472-F =	->08.1991	
							87-083-A	->08.1991
							87-083-R   87-299-A  87-083-L	->08.1991
							87-261-R   87-261-A  87-083-L	09.1991->
							89-002-0	
2.6 quattro 2.8 quattro	08.92 - 12.96 08.91 - 12.96			ST	t	32-301-F =	->08.1991	
							87-261-R   87-261-A  87-083-L	
							89-002-0	
					ST	t	32-301-F =	

**CABRIOLET (8G7, B4) 05.91 - 08.00**









1.8	01.97 - 08.00			ST	t	32-472-F =		
							89-002-0	
2.0 E 2.0 16V 2.3 E 2.8 1.9 TDI	01.93 - 07.98 06.95 - 07.96 05.91 - 07.94 11.92 - 08.00 06.95 - 08.00			ST	t	32-472-F =		
							87-261-R   87-261-A  87-083-L	
							89-002-0	
					ST	t	27-205-A =	
2.6, 102 kW 2.6, 110 kW	05.95 - 08.00 06.93 - 08.00			ST	t	32-472-F =	01.1994->	
							87-261-R   87-261-A  87-083-L	
							89-002-0	01.1994->
					ST	t	27-205-A =	01.1994->












**80 (8C, B4) 09.91 - 12.94**






1.6 1.6 E 2.0 2.0 E 2.3 E 1.9 TD 1.9 TDI	09.91 - 12.94 06.93 - 12.94 09.91 - 12.94 09.91 - 12.94 09.91 - 12.94 09.91 - 12.94 09.91 - 12.94			ST	t	32-472-F =			
					t	32-472-P =*			
					a	32-472-0			
						t	32-472-F =	Standard	
							87-261-R   87-261-A  87-083-L		
							89-002-0		
						ST	t	27-810-F =	
							t	27-810-P =*	
							a	27-810-0	
								t	27-811-F =
2.0 E quattro 2.0 E 16V quattro 2.3 E quattro 2.6 quattro 2.8 quattro	09.91 - 12.94 04.92 - 12.94 09.91 - 12.94 06.92 - 12.94 09.91 - 12.94			ST	t	32-472-F =			
						t	32-472-F =	Standard	
							87-261-R   87-261-A  87-083-L		
							89-002-0		

					t = turbo a = automatic e = eXtreme	<b>i</b>
<b>Article No.</b>						













# Audi

80 (8C, B4)		09.91 - 12.94						
2.0 E 16V	08.92 - 12.94			ST	t	32-472-F =		
			t			32-472-P =*		
					89-002-0			
				ST	t	27-810-F =		
			t			27-810-P =*		
S2 quattro	02.93 - 12.94			87-261-R				
			t			87-261-A		
			t			87-083-L		
2.6 2.8	07.92 - 12.94 09.91 - 12.94			ST	t	32-472-F =		
			t			32-472-P =*		
				87-261-R				Standard
		t				87-261-A		
		t				87-083-L		
					89-002-0			
				ST	t	27-810-F =		
			t			27-810-P =*		
			t			27-811-F =	Standard	































80 Estate (8C, B4)		09.91 - 01.96						
1.6 E 2.0 2.0 E 2.3 E 1.9 TDI	06.93 - 01.96 07.92 - 01.96 07.92 - 01.96 07.92 - 01.96 07.92 - 01.96			ST	t	32-472-F =		
			t			32-472-P =*		
				87-261-R				Standard
		t				87-261-A		
		t				87-083-L		
					89-002-0			
				ST	t	27-810-F =		
					t			27-810-P =*
					t			27-810-0
					t			27-811-F =
2.0 E quattro	09.91 - 10.94			ST	t	32-472-F =		
			t			32-472-P =*	Standard	
			t			89-002-0		
2.0 E 16V	02.93 - 01.96			ST	t	32-472-F =		
			t			32-472-P =*		
				87-261-R				
		t				87-261-A		
		t				87-083-L		
					89-002-0			
2.0 E 16V quattro	12.92 - 07.95			ST	t	32-472-F =		
			t			32-472-P =*		
2.3 E quattro	09.91 - 11.94			87-261-R			Standard	
2.6 quattro	07.92 - 07.95		t			87-261-A		
2.8 quattro	08.92 - 07.95		t			87-083-L		
			89-002-0					
S2 quattro	02.93 - 07.95			87-261-R				
RS2 quattro (P1)	03.94 - 05.95		t			87-261-A		
			t			87-083-L		

					t = turbo a = automatic e = eXtreme	<b>i</b>
<b>Article No.</b>						
<b>Audi</b>						















**80 Estate (8C, B4) 09.91 - 01.96**






2.6 2.8	07.92 - 01.96 09.91 - 01.96			ST	t	32-472-F =	
					t	32-472-P =*	
						32-472-F =	Standard
						87-261-R	
						 87-261-A	
						 87-083-L	
						89-002-0	
							ST
			t	27-810-P =*			
				t	27-811-F =	Standard	

**90 (81, 85, B2) 10.84 - 03.87**

2.0 (81), 83 kW 2.0 (81), 85 kW 2.2 (81) 2.2 (81, 85) 1.6 TD	03.86 - 03.87 10.84 - 03.87 10.84 - 03.87 01.85 - 03.87 10.85 - 01.87			ST	t	32-472-F =				
					t	32-472-P =*				
						32-472-F =	Standard			
						87-083-A				
						87-083-R				
						 87-299-A				
						 87-083-L				
						89-002-0				
							ST	t	27-093-F =	
								t	27-093-P =*	
				a	27-093-2					
				t	27-880-F =	Standard				
					89-006-0					
2.0	10.83 - 03.87			ST	t	32-846-F =				
						89-002-0				
							ST	t	32-920-F =	
2.2 E quattro (85), 88 kW 2.2 E quattro (85), 100 kW	08.85 - 03.87 11.84 - 03.87			ST	t	32-846-F =				
						87-083-A				
						87-083-R				
						 87-299-A				
						 87-083-L				
	89-002-0									
		ST	t	32-920-F =						













































**90 (89, 89Q, 8A, B3) 04.87 - 09.91**

2.0 (89) 2.2 E (89, 8A) 2.3 E (89), 98 kW 2.3 E (89), 100 kW 1.6 TD	07.88 - 09.91 04.87 - 07.91 03.90 - 07.91 04.87 - 07.91 04.87 - 09.91			ST	t	32-472-F =				
					t	32-472-P =*				
						32-472-F =	Standard			
						87-083-A				
						87-083-R				
						 87-299-A				
						 87-083-L				
						89-002-0				
							ST	t	27-093-F =	
								t	27-093-P =*	
				a	27-093-2					
				t	27-880-F =	Standard				
					89-006-0	Suspension: for vehicles without lowered chassis				






















					t = turbo a = automatic e = eXtreme	<b>i</b>
<b>Article No.</b>						






# Audi



## 90 (89, 89Q, 8A, B3) 04.87 - 09.91











2.0 20 V	08.89 - 07.91			ST	t	32-472-F =			
					t	32-472-P =*			
					a	32-472-0			
					 t	32-472-F =			
								89-002-0	
						ST	t	27-093-F =	
							t	27-093-P =*	
							a	27-093-2	
 t	27-880-F =								
						89-006-0	Suspension: for vehicles without lowered chassis		
2.0 20 V quattro	08.88 - 09.91			ST	t	32-472-F =			
						89-002-0			
				ST	t	32-920-F =			
2.2 E quattro (89Q, 8A) 2.3 E quattro (89Q, 8A), 98 kW 2.3 E quattro (89Q, 8A), 100 kW	04.87 - 09.91			ST	t	32-472-F =			
	04.90 - 09.91				 t	32-472-F =	Standard		
	04.87 - 07.91						87-083-A		
							87-083-R		
							87-299-A 87-083-L		
							89-002-0		
				ST	t	32-920-F =			
					 t	32-301-F =	Standard		
2.3 E 20V (89) 2.3 E 20V (89, 8A)	04.90 - 07.91			ST	t	32-472-F =			
	08.88 - 07.91						87-083-A		
							87-083-R		
							87-299-A 87-083-L		
							89-002-0		
				ST	t	27-880-F =			
2.3 E 20V quattro (89Q, 8A), 123 kW 2.3 E 20V quattro (89Q, 8A), 125 kW	04.90 - 09.91			ST	t	32-472-F =			
	06.88 - 09.91						87-083-A		
							87-083-R		
							87-299-A 87-083-L		
							89-002-0		
				ST	t	32-301-F =			













## 100 (43, C2) 06.76 - 07.82

1.6 1.9 2.0 2.0 D	08.76 - 07.82 08.80 - 07.82 06.76 - 08.78 08.78 - 07.82			ST	t	32-402-F =				
					a	32-402-1				
							87-081-A			
							89-013-0			
						ST	a	32-783-0		
								89-014-0		
								a	22-819-1	OE 431 425 021 A
1.8 2.1, 85 kW 2.1, 100 kW, petrol	09.76 - 07.82 10.77 - 07.82 03.77 - 07.82			ST	t	32-402-F =				
					a	32-402-1				
							89-013-0			
						ST	a	32-783-0		
								89-014-0		
					a	22-819-1	OE 431 425 021 A			

					t = turbo a = automatic e = eXtreme	<b>i</b>
<b>Article No.</b>						
<b>Audi</b>						

<b>100 (43, C2)</b>	<b>06.76 - 07.82</b>						
2.0 2.1, 85 kW 2.1, 100 kW, Super unleaded (95)	06.76 - 08.78 10.77 - 07.82 03.77 - 07.82				a	22-819-1	OE 431 425 021 A

<b>100 Estate (43, C2)</b>	<b>07.77 - 02.83</b>								
1.6 2.1, 85 kW 2.1, 100 kW 2.0 D	07.77 - 02.83 07.77 - 02.83 07.77 - 02.83 08.78 - 02.83			ST	t	32-402-F =			
					a	32-402-1			
								89-013-0	
									89-014-0
1.9 2.0	08.80 - 07.82 08.77 - 07.80			ST	t	32-402-F =			
					a	32-402-1			
								87-081-A	
									89-013-0
				ST	a	32-783-0			
						89-014-0			
						22-819-1	OE 431 425 021 A		

<b>100 (44, 44Q, C3)</b>	<b>08.82 - 11.90</b>								
2.0 TDi 2.3 2.3 E	01.88 - 10.90 03.83 - 10.90 08.89 - 10.90			ST	t	32-402-F =			
					t	32-402-P =*			
								89-013-0	
									32-124-0
								22-819-1	OE 431 425 021 A
2.3 Turbo 2.1 (44)	08.86 - 10.90 08.82 - 07.84			ST	t	32-402-F =			
					t	32-402-P =*			
								89-013-0	
									32-124-0
				ST	t	32-859-F =			
					t	32-859-P =*			
						22-819-1	OE 431 425 021 A		
S4 2.2 Turbo quattro S4 4.2 V8 quattro 2.2 (44) 2.2 E quattro (44Q)	08.91 - 06.94 10.92 - 06.94 10.84 - 09.86 08.85 - 07.86				a	22-819-1	OE 431 425 021 A		



t = turbo  
a = automatic  
e = eXtreme

Article No.








# Audi

100 (44, 44Q, C3)











08.82 - 11.90

1.8 (44), 55 kW	08.82 - 08.87			ST	t	32-402-F =				
1.8 (44), 65 kW	02.86 - 07.88				t	32-402-P =*				
1.8 (44), 66 kW	08.83 - 07.89				a	32-402-1				
1.8 (44) CAT	01.88 - 11.90						87-080-A			
1.9 (44)	08.82 - 07.84						89-013-0			
2.0 (44), 83 kW	08.86 - 11.87			ST	t	32-859-F =				
2.0 (44), 85 kW	08.84 - 12.87				t	32-859-P =*				
2.0 (44) CAT	01.88 - 11.90				a	32-124-0				
2.2 (44), 85 kW	10.84 - 09.86							a	22-819-1	OE 431 425 021 A
2.2 (44), 101 kW	08.84 - 12.88									
2.2 (44) CAT	06.89 - 11.90									
2.3 E (44), 98 kW	01.90 - 11.90									
2.3 E (44), 100 kW	10.86 - 11.90									
2.0 D (44)	08.82 - 07.88									
2.0 D Turbo (44), 64 kW	08.82 - 02.88									
2.0 D Turbo (44), 74 kW	03.88 - 11.90									
2.5 TDI (44)	01.90 - 11.90									
1.8 quattro (44Q), 65 kW	08.86 - 07.90			ST	t	32-402-F =				
1.8 quattro (44Q) CAT	01.88 - 11.90						87-080-A			
							89-013-0			
							ST	t	32-505-F =	
		a	22-819-1	OE 431 425 021 A						
1.8 quattro (44Q), 66 kW	10.84 - 07.88					87-080-A				
2.2 E quattro (44Q)	08.85 - 07.86									
2.2 quattro (44Q)	08.84 - 12.88				a	22-819-1	OE 431 425 021 A			
2.2 quattro (44Q) CAT	06.89 - 11.90									
2.3 quattro (44Q)	01.90 - 11.90									
2.0 E quattro	08.89 - 10.90			ST	t	32-402-P =*				
					a	22-819-1	OE 431 425 021 A			
2.2 E Turbo quattro (44Q)	08.86 - 11.90			ST	t	32-402-F =	01.1988->			
2.3 E quattro (44Q)	08.86 - 11.90						87-080-A			
							89-013-0			
							ST	t	32-505-F =	01.1988->
		a	22-819-1	OE 431 425 021 A						
2.2 Turbo (44)	08.86 - 11.90			ST	t	32-402-F =	08.1989->			
2.2 Turbo, 147 kW	01.88 - 11.90				t	32-402-P =*	08.1989->			
					a	32-402-1	08.1989->			
							89-013-0			
							ST	t	32-859-F =	08.1989->
		t	32-859-P =*	08.1989->						
				a	32-124-0	08.1989->				
					a	22-819-1	OE 431 425 021 A			
2.2 Turbo, 140 kW	01.88 - 11.90			ST	t	32-402-F =				
					t	32-402-P =*				
					a	32-402-1				
							89-013-0			
							ST	a	27-855-0 ▲●	
								t	32-859-F =	
							t	32-859-P =*		
				a	32-124-0					
					a	22-819-1	OE 431 425 021 A			













































					t = turbo a = automatic e = eXtreme	<b>i</b>
<b>Article No.</b>						
<b>Audi</b>						

**100 (44, 44Q, C3) 08.82 - 11.90**

2.4 D (44)	08.89 - 07.91			ST	t	32-402-F =	
					t	32-402-P =*	
					a	32-402-1	
						32-402-F =	Standard
						87-080-A	
						89-013-0	
				ST	t	32-692-F =	
					t	32-692-P =*	
					a	32-692-1	
						32-693-F =	Standard
			a	22-819-1	OE 431 425 021 A		


















**100 Estate (44, 44Q, C3) 08.82 - 11.90**

1.8 (44), 55 kW 1.8 (44), 65 kW 1.8 (44), 66 kW 1.8 (44) CAT 1.9 (44) 2.0 (44) 2.0 E (44) 2.0 E (44) CAT 2.2 (44), 85 kW 2.2 (44), 101 kW 2.2 (44) CAT 2.3 (44), 98 kW 2.3 (44), 100 kW 2.0 D (44) 2.0 TD (44), 64 kW 2.0 TD (44), 74 kW 2.5 TDI (44)	08.82 - 10.86 02.86 - 07.90 08.83 - 07.89 01.88 - 11.90 02.83 - 07.84 09.86 - 11.87 01.85 - 12.87 01.88 - 11.90 10.84 - 09.86 08.84 - 12.88 06.89 - 11.90 03.90 - 11.90 08.86 - 11.90 03.83 - 11.90 03.83 - 10.87 03.88 - 11.90 01.90 - 11.90			ST	t	32-402-F =									
					t	32-402-P =*									
					a	32-402-1									
						87-080-A									
						89-013-0									
							ST	t	32-859-F =						
								t	32-859-P =*						
								a	32-124-0						
								a	22-819-1	OE 431 425 021 A					
					1.8 quattro (44Q), 65 kW  1.8 quattro (44Q), 66 kW 2.2 Turbo quattro (44Q) 2.3 E quattro (44Q)	08.86 - 07.90  10.84 - 07.88 08.86 - 11.90 08.86 - 11.90			ST	t	32-402-F =	01.1988->			
											87-080-A				
												ST	t	32-505-F =	01.1988->
													a	22-819-1	OE 431 425 021 A
												ST	t	32-402-F =	01.1988->
														87-080-A	
	89-013-0														
		ST	t	32-505-F =			01.1988->								
			a	22-819-1			OE 431 425 021 A								
1.8 quattro (44Q) CAT  2.1 (44)	01.88 - 10.90  08.82 - 07.84			ST			t	32-402-F =							
						87-080-A									
						89-013-0									
							ST	t	32-505-F =						
								t	32-402-F =						
			t	32-402-P =*											
			a	32-402-1											
				89-013-0											
				ST	t	32-859-F =									
					t	32-859-P =*									
					a	32-124-0									













									
						t = turbo a = automatic e = eXtreme			
						Article No.			

# Audi







## 100 Estate (44, 44Q, C3) 08.82 - 11.90










































2.2 E quattro (44Q)	08.85 - 07.86			ST	t	32-402-F =	
						89-013-0	
				ST	t	32-505-F =	
						87-080-A	
2.2 quattro (44Q) CAT	06.89 - 11.90						
2.3 quattro (44Q)	01.90 - 11.90						
2.2 Turbo (44)	08.86 - 11.90			ST	t	32-402-F =	08.1989->
					t	32-402-P =*	08.1989->
					a	32-402-1	08.1989->
				ST	t	32-859-F =	08.1989->
					t	32-859-P =*	08.1989->
					a	32-124-0	08.1989->
2.4 D (44)	08.89 - 11.90			ST	t	32-402-F =	
					t	32-402-P =*	
					a	32-402-1	
				ST	t	32-402-F =	Standard
					t	87-080-A	
					t	89-013-0	
		ST	t	32-692-F =			
			t	32-692-P =*			
			a	32-692-1			
					t	32-693-F =	Standard







## 100 (4A, C4) 12.90 - 06.94



































1.6 4x4	03.92 - 12.94			ST	t	32-402-F =		
					t	32-402-P =*		
2.0	12.90 - 06.94				a	32-402-1		
2.0 E	12.90 - 06.94							
2.0 E 16V	01.92 - 06.94					t	32-402-F =	Standard
2.2	11.90 - 05.94						89-013-0	
2.3 E	12.90 - 06.94							
2.6, 102 kW	07.93 - 06.94			ST	t	32-692-F =		
2.6, 110 kW	03.92 - 06.94				t	32-692-P =*		
2.8 E	12.90 - 06.94				a	32-692-1		
2.0 TD	11.90 - 05.94					t	32-693-F =	Standard
2.4 D	05.91 - 06.94							
2.5 TDI	06.91 - 06.94							
2.0 E quattro	12.90 - 07.92			ST	t	32-402-F =		
2.0 E 16V quattro	07.92 - 06.94						89-013-0	
2.3 E quattro	12.90 - 06.94							
2.6 quattro	04.92 - 06.94			ST	t	32-505-F =		
2.8 E quattro	12.90 - 06.94							






## 100 Estate (4A, C4) 12.90 - 06.94

1.6	11.90 - 05.94			ST	t	32-402-F =		
					t	32-402-P =*		
					a	32-402-1		
						t	32-402-F =	Standard
							89-013-0	
				ST	t	32-692-F =		
					t	32-692-P =*		
					a	32-692-1		





<b>100 Estate (4A, C4) 12.90 - 06.94</b>											
2.0 E, 74 kW 2.2 2.3 E 2.6, 102 kW 2.6, 110 kW 2.8 E 2.0 TD 2.4 D 2.5 TDI	09.91 - 06.94			ST	t	32-402-F =					
	11.90 - 05.94				t	32-402-P =*					
	09.91 - 06.94				a	32-402-1					
	07.93 - 06.94				QI t	32-402-F =	Standard				
	03.92 - 06.94						89-013-0				
	09.91 - 06.94						ST	t	32-692-F =		
	11.90 - 05.94							t	32-692-P =*		
	09.91 - 06.94							a	32-692-1		
	09.91 - 06.94							QI t	32-693-F =	Standard	
	2.0 E, 85 kW				09.91 - 06.94			ST	t	32-402-F =	
		t	32-402-P =*								
		a	32-402-1								
		QI t	32-402-F =	Standard							
				ST	t				32-692-F =		
					t				32-692-P =*		
					a				32-692-1		
					QI t				32-693-F =	Standard	
									89-013-0		
2.0 E quattro 2.0 E 20V quattro 2.3 E quattro 2.6 quattro 2.8 E quattro		12.90 - 07.92			ST				t	32-402-F =	
	08.92 - 05.94					89-013-0					
	09.91 - 06.94						ST	t	32-505-F =		
	07.92 - 06.94										
	09.91 - 06.94										
S4 Turbo quattro	09.91 - 06.94			ST	t	32-402-F =					
						89-013-0					
							ST	t	32-115-F =		
<b>200 (43) 10.79 - 09.82</b>											
2.1 5 E 2.1 5 T	10.79 - 09.82			ST	t	32-402-F =					
	10.79 - 08.82				a	32-402-1					
						89-013-0					
							ST	a	32-783-0		
									89-014-0		
					a	22-819-1	OE 431 425 021 A				
2.1 5 T	10.79 - 08.82				a	22-819-1	OE 431 425 021 A				
<b>200 (44, 44Q) 06.83 - 12.91</b>											
2.1 5 E (44) 2.1 Turbo (44) 2.2 (44)	08.83 - 07.84			ST	t	32-402-F =					
	08.83 - 01.88				t	32-402-P =*					
	08.84 - 07.85				a	32-402-1					
						87-080-A					
						89-013-0					
							ST	t	32-859-F =		
								t	32-859-P =*		
								a	32-124-0		
									a	22-819-1	OE 431 425 021 A
	2.1 Turbo (44) 2.1 Turbo quattro (44Q) 2.2 Turbo 2.3 (44)				08.83 - 01.88				a	22-819-1	OE 431 425 021 A
08.83 - 09.86											
08.83 - 07.85											
11.86 - 09.91											
2.1 Turbo quattro (44Q)	08.83 - 09.86					87-080-A					

					t = turbo a = automatic e = eXtreme	Article No.	
<b>Audi</b>							

<b>200 (44, 44Q) 06.83 - 12.91</b>									
2.2 Turbo (44), 121 kW	08.85 - 09.91			ST	t	32-402-F =	->12.1990		
					t	32-402-P =*	->12.1990		
					a	32-402-1	->12.1990		
						87-080-A			
								89-013-0	
				ST	t	32-859-F =	->12.1990		
					t	32-859-P =*	->12.1990		
					a	32-124-0	->12.1990		
					a	22-819-1	OE 431 425 021 A		
									
2.2 Turbo quattro (44Q), 121 kW	01.85 - 12.91			ST	t	32-402-F =	02.1988 - 12.1990		
						87-080-A			
						89-013-0			
							ST	t	32-505-F =
2.2 Turbo (44), 140 kW 2.2 Turbo (44), 147 kW	02.88 - 12.90 02.88 - 12.90			ST	t	32-402-F =			
					t	32-402-P =*			
					a	32-402-1			
						89-013-0			
				ST	t	32-859-F =			
					t	32-859-P =*			
									
2.2 Turbo quattro (44Q), 147 kW	02.88 - 11.90			ST	t	32-402-F =			
						89-013-0			
							ST	t	32-505-F =
2.2 20V quattro	03.89 - 12.90			ST	t	32-402-F =			
						89-013-0			
							ST	t	32-115-F =
<b>200 Estate (44, 44Q) 09.83 - 12.91</b>									
2.1 Turbo quattro (44Q)	09.83 - 01.88					87-080-A			
2.2 Turbo quattro (44Q)	09.83 - 12.90								
<b>FOX</b>									
1.5 1.6 L,S,LS,GLS	01.72 - 08.78 01.72 - 08.78			ST	t	32-472-P =*			
					t	32-846-F =			
					a	27-112-1			
					a	32-846-0 HD●			
								89-002-0	
				ST	a	27-095-1 ▲			
	89-006-0								
1.6 GTE	09.75 - 08.78			ST	t	32-472-P =*			
					t	32-846-F =			
					a	32-846-0			
						89-002-0			
								89-006-0	
									











					t = turbo a = automatic e = eXtreme	<b>i</b>
<b>Article No.</b>						
<b>Audi</b>						

### 4000



1.6 1.7 1.8 2.2	08.80 - 07.83 08.83 - 08.80 -			ST	t	32-472-P =●*	
					t	32-846-F =	
					a	32-846-0	
					a	89-002-0	
				ST	t	27-093-F =	->Chass. 81-A-0019736
					t	27-093-P =●*	->Chass. 81-A-0019736
					a	27-093-2 =●*	->Chass. 81-A-0019736
					a	89-006-0	

### Austin



### MAESTRO (XC) 03.83 - 08.90

1.3 1.3 LS	03.83 - 08.85 03.83 - 08.90			ST	a	27-A41-0	spring seat height 263mm
					a	27-B16-0	spring seat height 250mm
1.6 1.6 Mayfair HLS	03.83 - 10.84 03.83 - 08.90			ST	a	27-A42-0	spring seat height 161mm
					a	27-A43-0	spring seat height 181mm
1.6 MG 1.6 MG (XC)	03.83 - 08.85 03.83 - 08.90					89-014-0	
2.0 EFi	10.84 - 08.90			ST	a	27-A41-0	spring seat height 263mm
					a	27-B16-0	spring seat height 250mm
				ST	a	27-A43-0	
	89-014-0						

### METRO 10.80 - 04.90



1.0, 30 kW 1.0, 33 kW 1.0 Surf HLE 1.3 L,HLE,S 1.3 Surf (XF) 1.3, 51 kW 1.3, 52 kW 1.3 Turbo	10.80 - 04.90 10.80 - 04.90 10.80 - 04.90 10.80 - 04.90 11.85 - 04.90 10.80 - 04.90 10.80 - 12.85 10.83 - 04.90			ST	a	27-266-0	
---	--	---	---	----	---	----------	--






### MINI MK I 01.67 -

1000, 26 kW 1000, 29 kW 1100 Special 1275 GT	10.67 - 09.84 10.67 - 09.84 01.76 - 08.81 10.69 - 08.80			ST	a	27-030-9	
					a	27-031-9	01.1970->






### Autobianchi

### A 112 10.69 - 12.86


0.9 Junior 0.9, 32 kW 0.9, 33 kW 0.9 E 1.0 E,Elite,LX 1.0 Junior 1.0 Abarth, 43 kW 1.0 Abarth, 51 kW	07.75 - 12.85 10.69 - 12.72 01.76 - 12.78 01.73 - 12.77 11.77 - 12.84 01.82 - 12.85 09.71 - 12.75 01.74 - 12.84			ST	a	27-641-0	Chass. 47201->
					a	27-195-3	Chass. 47201->

					t = turbo a = automatic e = eXtreme	<b>i</b>
<b>Article No.</b>						


# BEDFORD

<b>Astra Max</b>	01.85 - 06.90			ST	t	32-873-F =	leaf spring axle
			a		32-578-1	leaf spring axle	
						89-003-0	
<b>Astra Van</b>	01.82 - 06.90			ST	t	32-873-F =	
			a		32-578-1		
						89-003-0	
				ST	t	27-815-F =	
					a	27-815-1	


## CF SERIE

<b>CF 14 (CWT)</b>	01.69 - 12.76			ST	a	32-801-0									
<b>CF 18 (CWT)</b>	01.69 - 12.76				ST	a	32-802-0								
<b>CF 22 (CWT)</b>	01.69 - 12.76					ST	a								
<b>CF 220</b>	01.76 - 12.82						ST	a							
<b>CF 25 (CWT)</b>	01.69 - 12.76							ST	a						
<b>CF 250</b>	01.76 - 12.82								ST	a					
<b>CF 280</b>	01.76 - 12.82									ST	a				
<b>CF 35 (CWT)</b>	01.69 - 12.76										ST	a			
<b>CF 97760, 97K60</b>												ST	a		
<b>CF 18 (CWT)</b>	03.84 - 07.87												ST	a	32-801-0
<b>CF 22 (CWT)</b>	03.84 - 07.87		ST	a										30-011-A =	
<b>CF 25 (CWT)</b>	03.84 - 07.87			ST	a										
<b>CF 97170, 97370</b>					ST	a									
<b>CF 230</b>	01.83 - 04.84					ST	a							32-801-0	
<b>CF 250</b>	01.83 - 04.84						ST	a							
<b>CF 280</b>	01.83 - 04.84							ST	a						
<b>CF Electric</b>									ST	a					
<b>CF 340</b>	01.76 - 04.84									ST	a			32-801-0 t-	
<b>CF 350</b>	01.76 - 04.84										ST	a		32-802-0 t-	
<b>CF 35 (CWT)</b>	05.84 - 07.87											ST	a	32-802-0	

## KB SERIES


<b>KB Pickup</b>	01.82 - 12.88			ST	a	36-A66-0 =	
------------------	---------------	---	--	----	---	------------	--






## Rascal

<b>Rascal Van</b>	01.86 -			ST	a	30-005-0	
-------------------	---------	---	--	----	---	----------	--









## CHEVANNE

**06.76 - 12.82**









<b>1.3, 39 kW</b>	06.76 - 02.80			ST	a	27-792-9	
<b>1.3, 40 kW</b>	03.80 - 12.82						

					t = turbo a = automatic e = eXtreme	<b>i</b>
<b>Article No.</b>					<b>BMW</b>	









**3 (E21)**
**08.75 - 03.84**

<b>315</b> <b>316, 1563 ccm</b> <b>316, 1754 ccm</b> <b>318</b> <b>318 i</b> <b>320</b> <b>320 i, 92 kW</b> <b>320 i, 81 kW</b>	03.81 - 03.84 08.75 - 08.80 09.80 - 08.82 08.75 - 08.80 11.79 - 08.82 08.75 - 08.77 10.75 - 08.77 01.75 - 08.82			<b>ST</b>	t	27-770-F =				
					a	27-770-4				
						87-138-A	with integrated ball bearing			
						87-355-A ●	with integrated ball bearing			
							<b>ST</b>	t	27-043-F ▲=	
								a	27-799-6	
										89-006-0
					a	22-804-0				









  

<b>320/6</b>	09.77 - 08.82			<b>ST</b>	t	27-770-F =				
					a	27-770-4				
					<input type="checkbox"/>	32-278-F ▲=	Suspension: for vehicles without M-technics			
						87-138-A	with integrated ball bearing			
						87-355-A ●	with integrated ball bearing			
							<b>ST</b>	t	27-043-F ▲=	
								a	27-799-6	
							<input type="checkbox"/>	27-043-F ▲=	Suspension: for vehicles without M-technics	
							<input type="checkbox"/>	27-799-6	Suspension: for vehicles without M-technics	
									89-006-0	
					a	22-804-0				







  






<b>323 i</b>	01.78 - 08.82			<b>ST</b>	a	32-278-F ▲=				
						87-138-A	with integrated ball bearing			
						87-355-A ●	with integrated ball bearing			
							<b>ST</b>	t	27-043-F ▲=	
								a	27-799-6	
									89-006-0	
										a

**3 (E30)**
**09.82 - 01.92**





















<b>316 (Ecotronic)</b> <b>316</b> <b>316 i, 73 kW</b> <b>316 i, 75 kW, 1596 ccm</b> <b>316 i, 75 kW, 1754 ccm</b>	09.83 - 12.90 09.82 - 12.87 09.87 - 06.91 07.88 - 06.91 08.87 - 08.88			<b>ST</b>	t	27-079-F =	strut outer case diameter 45 mm			
					a	32-720-F =	strut outer case diameter 51 mm			
					<input type="checkbox"/>	t	32-720-F =	Suspension: for vehicles without M-technics strut outer case diameter 51 mm		
							87-137-A	with integrated ball bearing		
							89-004-0			
							<b>ST</b>	t	27-008-F =	
								t	27-008-P =*	
								a	27-168-0	
								<input type="checkbox"/>	t	27-008-F =
									87-136-A	
					a	22-830-0				







<b>316 i</b>	09.82 - 12.90			<b>ST</b>	t	27-079-F =	strut outer case diameter 45 mm			
					t	32-720-F =	strut outer case diameter 51 mm			
					a	27-079-0	strut outer case diameter 45 mm			
					<input type="checkbox"/>	t	32-720-F =	<b>09.1986-&gt;</b> Suspension: for vehicles without M-technics strut outer case diameter 51 mm		
							89-004-0			
							<b>ST</b>	t	27-008-F =	
								t	27-008-P =*	
a	27-168-0									
		<input type="checkbox"/>	t	27-008-F =						
					a	22-830-0				

					t = turbo a = automatic e = eXtreme	<b>i</b>
<b>Article No.</b>						
































## BMW






3 (E30)	09.82 - 01.92								
316 S	09.82 - 12.90			ST	t	27-079-F =	strut outer case diameter 45 mm		
					t	32-720-F =	strut outer case diameter 51 mm		
					a	27-079-0	strut outer case diameter 45 mm		
					<input type="checkbox"/> t	32-720-F =	09.1986-> Suspension: for vehicles without M-technics strut outer case diameter 51 mm		
							89-004-0		
					ST	t	27-008-F =		
						t	27-008-P =*		
						a	27-168-0		
						<input type="checkbox"/> t	27-008-F =		
						a	22-830-0		
318 i, 75 kW 318 i, 77 kW	12.84 - 08.88 09.82 - 08.87			ST	t	27-079-F =	strut outer case diameter 45 mm		
					a	27-079-0	strut outer case diameter 45 mm		
					<input type="checkbox"/> t	32-720-F =	Suspension: for vehicles without M-technics strut outer case diameter 51 mm		
							87-137-A	with integrated ball bearing	
							89-004-0		
					ST	t	27-008-F =		
						t	27-008-P =*		
						a	27-168-0		
						<input type="checkbox"/> t	27-008-F =	Suspension: for vehicles without M-technics ->08.1986	
						a	27-168-0	Suspension: for vehicles without M-technics	
					87-136-A				
				a	22-830-0				
318 i, 83 kW 318 i, 85 kW	09.87 - 06.91 09.87 - 06.91			ST	t	27-079-F =	strut outer case diameter 45 mm		
					a	27-079-0	strut outer case diameter 45 mm		
					MT	32-967-F =	09.1988->		
					<input type="checkbox"/> t	32-720-F =	Suspension: for vehicles without M-technics strut outer case diameter 51 mm		
							87-137-A	with integrated ball bearing	
							89-004-0		
					ST	t	27-008-F =		
						t	27-008-P =*		
						a	27-168-0		
						MT	27-974-F =	09.1988->	
				<input type="checkbox"/> t	27-008-F =	Suspension: for vehicles without M-technics			
					87-136-A				
				a	22-830-0				
318 is	09.89 - 08.91			ST	t	32-967-F =			
							87-137-A	with integrated ball bearing	
							89-004-0		
					ST	t	27-974-F =		
								87-136-A	
								a	22-830-0



















































					t = turbo a = automatic e = eXtreme  <b>Article No.</b>		BMW
---	---	---	---	---	---	---	-----







**3 (E30)**
**09.82 - 01.92**

320 i, 92 kW	09.82 - 12.85			ST	t	27-079-F =	strut outer case diameter 45 mm	
					a	27-079-0	strut outer case diameter 45 mm	
					<input type="checkbox"/>	t	32-720-F =	Suspension: for vehicles without M-technics strut outer case diameter 51 mm
							87-137-A	with integrated ball bearing
							89-004-0	
							ST	t
		t	27-008-P =*					
		a	27-168-0					
		<input type="checkbox"/>	t	27-008-F =	Suspension: for vehicles without M-technics			
					a	27-168-0	Suspension: for vehicles without M-technics	
					87-136-A			
					a	22-830-0		
320 i, 95 kW	12.85 - 06.91			ST	t	27-079-F =	strut outer case diameter 45 mm	
					a	27-079-0	->09.1987 strut outer case diameter 45 mm	
					<input type="checkbox"/>	t	32-967-F =	09.1988->
					<input type="checkbox"/>	t	32-720-F =	Suspension: for vehicles without M-technics strut outer case diameter 51 mm
							87-137-A	with integrated ball bearing
							89-004-0	
					ST	t	27-008-F =	
		t				27-008-P =*		
		a				27-168-0	->09.1987	
		<input type="checkbox"/>				t	27-974-F =	09.1988->
			<input type="checkbox"/>	t	27-008-F =	Suspension: for vehicles without M-technics		
				a	27-168-0	->08.1986 Suspension: for vehicles without M-technics		
						87-136-A		
					a	22-830-0		
320 i, 110 kW	12.85 - 06.90			ST	t	27-079-F =	strut outer case diameter 45 mm	
					a	27-079-0	->09.1987 strut outer case diameter 45 mm	
					<input type="checkbox"/>	t	32-967-F =	09.1988->
					<input type="checkbox"/>	t	32-720-F =	Suspension: for vehicles without M-technics strut outer case diameter 51 mm
							89-004-0	
							ST	t
		t	27-008-P =*					
		a	27-168-0	->09.1987				
		<input type="checkbox"/>	t	27-974-F =	09.1988->			
					<input type="checkbox"/>	t	27-008-F =	Suspension: for vehicles without M-technics
				a	27-168-0	->08.1986 Suspension: for vehicles without M-technics		
						87-136-A		
					a	22-830-0		
320 is	01.88 - 12.90			ST	t	32-720-F =	strut outer case diameter 51 mm	
							89-004-0	
				ST	t	27-008-F =		
					t	27-008-P =*		
				a	22-830-0			


























					t = turbo a = automatic e = eXtreme	<b>i</b>
<b>Article No.</b>						

## BMW

























3 (E30)	09.82 - 01.92								
323 i, 102 kW 323 i, 110 kW	09.82 - 08.83 09.83 - 08.86			ST	t	32-720-F =	strut outer case diameter 51 mm		
						87-137-A	with integrated ball bearing		
						89-004-0			
					ST	t	27-008-F =		
						t	27-008-P =*		
						a	27-168-0		
								87-136-A	
			a		22-830-0				
				325 i, 125 kW	12.86 - 06.91			ST	t
MT	t	32-967-F =	09.1988->						
<input type="checkbox"/>	t	32-720-F =	Suspension: for vehicles without M-technics strut outer case diameter 51 mm						
		87-137-A	with integrated ball bearing						
		89-004-0							
			ST			t	27-008-F =		
						t	27-008-P =*		
						MT	t	27-974-F =	09.1988->
						<input type="checkbox"/>	t	27-008-F =	Suspension: for vehicles without M-technics
								87-136-A	
			a		22-830-0				
				325 i X, 125 kW 325 i X, 126 kW	12.86 - 08.91 03.86 - 12.87			ST	a
		ST	t					27-008-F =	
			a					27-168-0	
		87-136-A							
325 i, 126 kW	09.83 - 11.89			ST	t	32-720-F =	09.1985-> strut outer case diameter 51 mm		
				MT	t	32-967-F =	09.1988->		
				<input type="checkbox"/>	t	32-720-F =	09.1985-> Suspension: for vehicles without M-technics strut outer case diameter 51 mm		
						87-137-A	with integrated ball bearing		
						89-004-0			
					ST	t	27-008-F =	09.1985->	
						t	27-008-P =*	09.1985->	
						MT	t	27-974-F =	09.1988->
						<input type="checkbox"/>	t	27-008-F =	09.1985-> Suspension: for vehicles without M-technics
								87-136-A	
			a		22-830-0				
				325 e 2.7, 90 kW 325 e 2.7, 95 kW	10.83 - 12.88 01.85 - 08.87			ST	t
<input type="checkbox"/>	t	32-720-F =	Suspension: for vehicles without M-technics strut outer case diameter 51 mm						
		87-137-A	with integrated ball bearing						
		89-004-0							
			ST					t	27-008-F =
						t	27-008-P =*		
						a	27-168-0	->08.1986	
						<input type="checkbox"/>	t	27-008-F =	Suspension: for vehicles without M-technics
						a	27-168-0	->08.1986 Suspension: for vehicles without M-technics	
			a				22-830-0		

					t = turbo a = automatic e = eXtreme	 <b>Article No.</b>
<b>BMW</b>						

**3 (E30) 09.82 - 01.92**

M3 2.3, 143 kW M3 2.3, 147 kW M3 2.3, 158 kW 324 d	07.86 - 06.91 02.87 - 05.89 06.89 - 06.91 09.85 - 08.91	     	          	ST t a MT t <input type="checkbox"/> t ST t t a MT t <input type="checkbox"/> t a ST t t a MT t <input type="checkbox"/> t a ST t t a MT t <input type="checkbox"/> t a	87-136-A 27-079-F = 27-079-0 32-967-F = 09.1988-> 32-720-F = Suspension: for vehicles without M-technics strut outer case diameter 51 mm 87-137-A with integrated ball bearing 89-004-0 27-008-F = 27-008-P =* 27-168-0 27-974-F = 09.1988-> 27-008-F = Suspension: for vehicles without M-technics 27-168-0 ->08.1986 Suspension: for vehicles without M-technics 87-136-A 22-830-0	strut outer case diameter 45 mm strut outer case diameter 45 mm Suspension: for vehicles without M-technics strut outer case diameter 51 mm with integrated ball bearing Suspension: for vehicles without M-technics ->08.1986 Suspension: for vehicles without M-technics
324 td	09.87 - 08.91	  	    	ST t MT t <input type="checkbox"/> t ST t t a MT t <input type="checkbox"/> t a ST t t a MT t <input type="checkbox"/> t a	32-720-F = strut outer case diameter 51 mm 32-967-F = 09.1988-> 32-720-F = Suspension: for vehicles without M-technics strut outer case diameter 51 mm 87-137-A with integrated ball bearing 89-004-0 27-008-F = 27-008-P =* 27-168-0 27-974-F = 09.1988-> 27-008-F = Suspension: for vehicles without M-technics 87-136-A 22-830-0	strut outer case diameter 51 mm Suspension: for vehicles without M-technics strut outer case diameter 51 mm with integrated ball bearing Suspension: for vehicles without M-technics ->08.1986 Suspension: for vehicles without M-technics

**3 Estate (E30) 07.87 - 06.94**

316 i	09.91 - 06.94	  	    	ST t t ST t t a ST t t a ST t t a	32-720-F = strut outer case diameter 51 mm 89-004-0 27-008-F = 27-008-P =* 27-079-F = ->09.1989 strut outer case diameter 45 mm 32-720-F = 10.1989-> strut outer case diameter 51 mm 89-004-0 27-008-F = 27-008-P =* 32-720-F = strut outer case diameter 51 mm 87-137-A with integrated ball bearing 89-004-0 27-008-F = 27-008-P =* 87-136-A 32-383-A = 27-008-F = 27-168-0	strut outer case diameter 51 mm Suspension: for vehicles without M-technics strut outer case diameter 45 mm strut outer case diameter 51 mm Suspension: for vehicles without M-technics strut outer case diameter 51 mm with integrated ball bearing Suspension: for vehicles without M-technics Suspension: for vehicles without M-technics
318 i, 83 kW 318 i, 85 kW	04.89 - 06.94 09.87 - 06.91	 	  	ST t t ST t t a ST t t a	27-079-F = ->09.1989 strut outer case diameter 45 mm 32-720-F = 10.1989-> strut outer case diameter 51 mm 89-004-0 27-008-F = 27-008-P =* 32-720-F = strut outer case diameter 51 mm 87-137-A with integrated ball bearing 89-004-0 27-008-F = 27-008-P =* 87-136-A 32-383-A = 27-008-F = 27-168-0	->09.1989 strut outer case diameter 45 mm strut outer case diameter 51 mm Suspension: for vehicles without M-technics strut outer case diameter 51 mm with integrated ball bearing Suspension: for vehicles without M-technics
320 i 325 i 324 td	01.88 - 12.91 07.87 - 03.93 01.88 - 06.93	  	   	ST t t ST t t a ST t t a	32-720-F = strut outer case diameter 51 mm 87-137-A with integrated ball bearing 89-004-0 27-008-F = 27-008-P =* 87-136-A 32-383-A = 27-008-F = 27-168-0	strut outer case diameter 51 mm with integrated ball bearing Suspension: for vehicles without M-technics Suspension: for vehicles without M-technics
325 i X	06.88 - 10.93	 	 	ST a ST t a	32-383-A = 27-008-F = 27-168-0	Suspension: for vehicles without M-technics



t = turbo  
a = automatic  
e = eXtreme

Article No.



# BMW

## 3 Convertible (E30) 12.85 - 10.93







318 i 320 i 325 i, 125 kW 325 i, 126 kW	09.90 - 10.93			ST	a	32-B84-F =	
						87-137-A	with integrated ball bearing
	04.86 - 10.93 09.87 - 10.93 12.85 - 12.87			ST	a	89-004-0	
						27-020-A =	
						87-136-A	

## 3 (E36) 09.90 - 02.98



































































316 i, 73 kW 318 i, 83 kW	09.90 - 09.93 12.90 - 10.93			ST	t	32-189-P =	06.1992->	
						32-190-P =	06.1992->	
						a 32-039-A =	->08.1991	
						a 32-040-A =	->08.1991	
						a 32-189-A =	06.1992->	
						a 32-190-A =	06.1992->	
						a 32-875-A =	09.1991 - 05.1992	
						a 32-876-A =	09.1991 - 05.1992	
						MT	t 32-227-F =	->08.1991
							t 32-228-F =	->08.1991
							t 32-557-F =	06.1992->
							t 32-558-F =	06.1992->
							t 32-961-F =	09.1991 - 05.1992
						t 32-962-F =	09.1991 - 05.1992	
							87-386-A	with integrated ball bearing
							89-004-0	
								ST
a 27-C41-A =								
MT	t 27-260-F =							
		87-115-A						

316 i, 75 kW	09.90 - 09.93			ST	t	32-189-P =	06.1992->			
						32-190-P =	06.1992->			
						a 32-039-A =	->08.1991			
						a 32-040-A =	->08.1991			
						a 32-189-A =	06.1992->			
						a 32-190-A =	06.1992->			
						a 32-875-A =	09.1991 - 05.1992			
						a 32-876-A =	09.1991 - 05.1992			
						MT	t 32-227-F =	->08.1991		
							t 32-228-F =	->08.1991		
							t 32-557-F =	06.1992->		
							t 32-558-F =	06.1992->		
							t 32-961-F =	09.1991 - 05.1992		
						t 32-962-F =	09.1991 - 05.1992			
							89-004-0			
								ST	t 27-144-P =*	
									a 27-C41-A =	
MT	t 27-260-F =									

					t = turbo a = automatic e = eXtreme	 <b>Article No.</b>
<b>BMW</b>						

**3 (E36) 09.90 - 02.98**

316 i, 75 kW 318 i, 85 kW 318 is, 1895 ccm 318 tds	07.93 - 02.98 10.93 - 02.98 09.95 - 02.98 01.95 - 02.98				ST	t	32-189-P 					
						t	32-190-P 					
						a	32-189-A 					
						a	32-190-A 					
						MT	t	32-557-F 				
						t	32-558-F 					
								87-386-A	with integrated ball bearing			
								89-004-0				
									ST	t	27-144-P 	
										a	27-C41-A 	
MT	t	27-260-F 										
		87-115-A										
318 is, 1796 ccm	03.93 - 09.97				ST					t	32-189-P 	
										t	32-190-P 	
						a	32-189-A 					
						a	32-190-A 					
						MT	t	32-557-F 				
						t	32-558-F 					
								87-386-A	with integrated ball bearing			
								89-004-0				
									ST	t	27-144-P 	
										a	27-C41-A 	
MT	t	27-260-F 										
		87-115-A	06.1994->									
320 i 325 i	09.90 - 02.98 09.90 - 09.95				ST	t	36-769-P 	->08.1991				
						t	36-770-P 	->08.1991				
						t	36-613-P 	06.1992 - 01.1995				
						t	36-614-P 	06.1992 - 01.1995				
						a	36-769-A 	->08.1991				
						a	36-770-A 	->08.1991				
						a	33-013-A 	02.1995->				
						a	33-014-A 	02.1995->				
						a	36-613-A 	06.1992 - 01.1995				
						a	36-614-A 	06.1992 - 01.1995				
						a	36-621-A 	09.1991 - 05.1992				
						a	36-622-A 	09.1991 - 05.1992				
						MT	t	36-771-F 	->08.1991			
						t	36-772-F 	->08.1991				
						t	36-641-F 	06.1992->				
						t	36-642-F 	06.1992->				
						t	36-681-F 	09.1991 - 05.1992				
						t	36-682-F 	09.1991 - 05.1992				
								87-386-A	with integrated ball bearing			
								89-004-0				
			ST	t	27-144-P 							
				a	27-C41-A 							
				MT	t	27-260-F 						
		87-115-A										



t = turbo  
a = automatic  
e = eXtreme

Article No.









# BMW





































3 (E36)

09.90 - 02.98









































323 i 2.5	03.95 - 02.98			ST	a	33-013-A							
					a	33-014-A							
					MT	t	36-641-F						
					t	36-642-F							
									87-386-A	with integrated ball bearing			
									89-004-0				
							ST	t	27-144-P				
								a	27-C41-A				
							MT	t	27-260-F				
328 i	01.95 - 02.98			ST	a	33-013-A							
					a	33-014-A							
					MT	t	36-641-F						
					t	36-642-F							
									87-386-A	with integrated ball bearing			
									89-004-0				
							ST	t	27-144-P				
								a	27-C41-A				
							MT	t	27-260-F				
325 td	09.91 - 02.98			ST	t	36-613-P	06.1992 - 01.1995						
					t	36-614-P	06.1992 - 01.1995						
					a	36-621-A	->05.1992						
					a	36-622-A	->05.1992						
					a	33-013-A	02.1995->						
					a	33-014-A	02.1995->						
					a	36-613-A	06.1992 - 01.1995						
					a	36-614-A	06.1992 - 01.1995						
					MT	t	36-681-F	->05.1992					
						t	36-682-F	->05.1992					
						t	36-641-F	06.1992->					
						t	36-642-F	06.1992->					
									87-386-A	with integrated ball bearing			
									89-004-0				
							ST	t	27-144-P				
								a	27-C41-A				
							MT	t	27-260-F				
325 tds	05.93 - 02.98			ST	t	36-613-P	->01.1995						
					t	36-614-P	->01.1995						
					a	36-613-A	->01.1995						
					a	36-614-A	->01.1995						
					a	33-013-A	02.1995->						
					a	33-014-A	02.1995->						
					MT	t	36-641-F						
						t	36-642-F						
									87-386-A	with integrated ball bearing			
									89-004-0				
							ST	t	27-144-P				
								a	27-C41-A				
							MT	t	27-260-F				

					t = turbo a = automatic e = eXtreme	<div style="display: flex; justify-content: space-between; align-items: center;"> <span>Article No.</span>  </div>
<b>BMW</b>						

**3 Hatchback (E36) 03.94 - 08.00**

316 i, 75 kW 318 ti, 1796 ccm 318 ti, 1895 ccm 318 tds	03.94 - 08.00 11.94 - 08.95 07.95 - 08.00 01.95 - 08.00			ST	t	32-189-P 						
					t	32-190-P 						
					a	32-189-A 						
					a	32-190-A 						
					MT	t	32-557-F 					
					t	32-558-F 						
							87-386-A	with integrated ball bearing				
							89-004-0					
									ST	t	27-295-P 	
										a	27-295-B 	
MT	t	27-304-F 										
		87-115-A										
				ST						t	32-189-P 	
										t	32-190-P 	
					a	32-189-A 						
					a	32-190-A 						
MT	t	32-557-F 										
	t	32-558-F 										
				ST	t	27-295-P 						
					a	27-295-B 						
					MT	t	27-304-F 					
					t	27-008-F 						

**3 Coupe (E36) 03.92 - 04.99**

316 i 318 is, 1895 ccm	09.93 - 04.99 09.95 - 04.99			ST	t	32-189-P 						
					t	32-190-P 						
					a	32-189-A 						
					a	32-190-A 						
					MT	t	32-557-F 					
					t	32-558-F 						
							87-386-A	with integrated ball bearing				
							89-004-0					
									ST	t	27-144-P 	
										a	27-C41-A 	
MT	t	27-260-F 										
		87-115-A										
				ST						t	32-189-P 	06.1992->
										t	32-190-P 	06.1992->
					a	32-875-A 	->05.1992					
					a	32-876-A 	->05.1992					
					a	32-189-A 	06.1992->					
					a	32-190-A 	06.1992->					
					MT	t	32-961-F 	->05.1992				
						t	32-962-F 	->05.1992				
						t	32-557-F 	06.1992->				
						t	32-558-F 	06.1992->				
		89-004-0										
				ST	t	27-144-P 						
					a	27-C41-A 						
					MT	t	27-260-F 					



t = turbo  
a = automatic  
e = eXtreme

Article No.








# BMW

3 Coupé (E36)

































03.92 - 04.99

318 is, 1796 ccm	03.92 - 10.95			ST	t	32-189-P	06.1992->	
					t	32-190-P	06.1992->	
					a	32-875-A	->05.1992	
					a	32-876-A	->05.1992	
					a	32-189-A	06.1992->	
					a	32-190-A	06.1992->	
					MT	t	32-961-F	->05.1992
						t	32-962-F	->05.1992
						t	32-557-F	06.1992->
						t	32-558-F	06.1992->
							87-386-A	with integrated ball bearing
							89-004-0	
							ST	t
a	27-C41-A							
MT	t	27-260-F						
		87-115-A						
		87-115-A						
320 i 325 i	03.92 - 04.99 03.92 - 04.99			ST	t	36-613-P	06.1992 - 01.1995	
					t	36-614-P	06.1992 - 01.1995	
					a	36-621-A	->05.1992	
					a	36-622-A	->05.1992	
					a	33-013-A	02.1995->	
					a	33-014-A	02.1995->	
					a	36-613-A	06.1992 - 01.1995	
					a	36-614-A	06.1992 - 01.1995	
					MT	t	36-681-F	->05.1992
						t	36-682-F	->05.1992
						t	36-641-F	06.1992->
						t	36-642-F	06.1992->
							87-386-A	with integrated ball bearing
		89-004-0	->01.1995					
		89-004-0						
		ST	t	27-144-P				
			a	27-C41-A				
			MT	t	27-260-F			
					87-115-A			
					87-115-A			
323 i 2.5	03.95 - 04.99			ST	a	33-013-A		
					a	33-014-A		
					MT	t	36-641-F	
						t	36-642-F	
							87-386-A	with integrated ball bearing
							89-004-0	
							ST	t
a	27-C41-A							
MT	t	27-260-F						
		87-115-A						
		87-115-A						
328 i	01.95 - 04.99			ST	a	33-013-A	02.1995->	
					a	33-014-A	02.1995->	
					MT	t	36-641-F	
						t	36-642-F	
							87-386-A	with integrated ball bearing
							89-004-0	
							ST	t
a	27-C41-A							
MT	t	27-260-F						
		87-115-A						
		87-115-A						



















					t = turbo a = automatic e = eXtreme	<b>i</b>
<b>Article No.</b>						
<b>BMW</b>						























**3 Convertible (E36) 03.93 - 04.99**






318 i	01.94 - 04.99			ST	t	36-613-P 	->01.1995			
					t	36-614-P 	->01.1995			
					a	36-613-A 	->01.1995			
					a	36-614-A 	->01.1995			
					a	33-013-A 	02.1995->			
					a	33-014-A 	02.1995->			
					MT	t	36-641-F 			
					MT	t	36-642-F 			
							87-386-A	with integrated ball bearing		
							89-004-0	->01.1995		
		89-004-0								
		ST	t	27-144-P 	->01.1995					
			a	27-C41-A 	->01.1995					
			a	27-161-B 	02.1995->					
					87-115-A					
										
320 i 323 i 2.5 325 i 328 i	12.93 - 04.99 06.95 - 04.99 03.93 - 03.95 03.95 - 04.99			ST	a	36-613-A 				
					a	36-614-A 				
					MT	t	36-641-F 			
					MT	t	36-642-F 			
						87-386-A	with integrated ball bearing			
						89-004-0				
						ST	a	27-161-B 		
									87-115-A	
										

**3 Estate (E36) 01.95 - 10.99**









316 i	01.96 - 10.99			ST	a	33-013-A 			
					a	33-014-A 			
318 i 320 i 323 i 2.5 328 i 318 tds 325 tds	07.95 - 10.99 01.95 - 10.99 09.95 - 10.99 01.95 - 10.99 01.95 - 10.99 01.95 - 10.99			ST	a	33-013-A 			
					a	33-014-A 			
					MT	t	33-015-F 		
					MT	t	33-016-F 		
						87-386-A	with integrated ball bearing		
						ST	a	27-161-B 	
							MT	t	27-336-F 
				87-115-A					

**3 (E46) 02.98 -**









316 i	09.98 -			ST	t	32-D82-F 			
					t	32-D83-F 			
					a	32-D82-A 			
					a	32-D83-A 			
									
318 i 320 d	02.98 - 09.01 04.98 - 09.01			ST	t	32-E82-F 	->09.1998		
					t	32-E83-F 	->09.1998		
					t	32-D82-F 	09.1998->		
					t	32-D83-F 	09.1998->		
					a	32-E82-A 	->09.1998		
					a	32-E83-A 	->09.1998		
					a	32-D82-A 	09.1998->		
					a	32-D83-A 	09.1998->		
						ST	t	27-C41-F 	
							a	27-C41-A 	
								87-115-A	

					t = turbo a = automatic e = eXtreme	<b>i</b>
<b>Article No.</b>						









# BMW

<b>3 (E46) 02.98 -</b>								
320 i 323 i 328 i	03.98 - 09.00 03.98 - 09.00 02.98 - 06.00			ST	t	32-E86-F ☺	->09.1998	
					t	32-E87-F ☺	->09.1998	
					t	32-D86-F ☺	09.1998->	
					t	32-D87-F ☺	09.1998->	
					a	32-E86-A ☺	->09.1998	
					a	32-E87-A ☺	->09.1998	
					a	32-D86-A ☺	09.1998->	
					a	32-D87-A ☺	09.1998->	
				ST	t	27-C41-F ☺		
					a	27-C41-A ☺		
						87-115-A		
330 d	10.99 -			ST	t	32-D86-F ☺		
					t	32-D87-F ☺		
					a	32-D86-A ☺		
					a	32-D87-A ☺		
				ST	t	27-C41-F ☺		
					a	27-C41-A ☺		
						87-115-A		







## 3 Coupe (E46) 04.99 -






316 Ci 318 Ci	04.00 - 11.99 - 09.01			ST	t	32-D82-F ☺	
					t	32-D83-F ☺	
					a	32-D82-A ☺	
					a	32-D83-A ☺	
				ST	t	27-C41-F ☺	
					a	27-C41-A ☺	
320 Ci 323 Ci 328 Ci 330 Ci	08.99 - 09.00 04.99 - 09.00 04.99 - 06.00 06.00 -			ST	t	32-D86-F ☺	
					t	32-D87-F ☺	
					a	32-D86-A ☺	
					a	32-D87-A ☺	
				ST	t	27-C41-F ☺	
					a	27-C41-A ☺	

## 3 Estate (E46) 10.99 -

318 i 320 d	10.99 - 09.01 03.00 - 09.01			ST	t	32-D82-F ☺	
					t	32-D83-F ☺	
					a	32-D82-A ☺	
					a	32-D83-A ☺	
				ST	a	27-C42-A ☺	
320 i, 110 kW 320 i, 125 kW 328 i	10.99 - 09.00 09.00 - 10.99 - 06.00			ST	t	32-D86-F ☺	
					t	32-D87-F ☺	
					a	32-D86-A ☺	
					a	32-D87-A ☺	
				ST	a	27-C42-A ☺	





























## 5 (E12) 08.72 - 08.81






518	07.74 - 05.81			ST	t	32-939-F ☺	Chass. 4 632 974->		
					a	32-201-0	->Chass. 4 632 973		
					a	32-939-1	Chass. 4 632 974->		
						89-004-0			
						ST	t	32-053-F ☺	08.1976->
							a	32-326-0	->07.1976
							a	32-053-0	08.1976->
								87-148-A	
						89-020-0			

					t = turbo a = automatic e = eXtreme	<b>i</b>
<b>Article No.</b>					<b>BMW</b>	















**5 (E12)**







































**08.72 - 08.81**






520	08.72 - 08.77			ST	t	32-939-F =	Chass. 4413737-> Automatic Transmission			
					t	32-939-F =	Chass. 4717726-> Manual Transmission			
					a	32-201-0	->Chass. 4413736 Automatic Transmission			
					a	32-201-0	->Chass. 4717725 Manual Transmission			
					a	32-939-1	Chass. 4413737-> Automatic Transmission			
					a	32-939-1	Chass. 4717726-> Manual Transmission			
					89-004-0					
				ST	t	32-053-F =	08.1976->			
					a	32-326-0	->07.1976			
					a	32-053-0	08.1976->			
						87-148-A				
						89-020-0				
520/6 528 i, 130 kW 528 i, 135 kW	09.77 - 05.81 04.77 - 05.81 04.77 - 05.81			ST	t	32-939-F =				
					a	32-939-0				
								89-004-0		
				ST	t	32-053-F =				
					a	32-053-0				
						87-148-A				
						89-020-0				
520 i, 92 kW	10.75 - 05.77			ST	t	32-939-F =	Chass. 4 454 063->			
					a	32-201-0	->Chass. 4 454 062			
					a	32-939-1	Chass. 4 454 063->			
								89-004-0		
							ST	t	32-053-F =	08.1976->
								a	32-326-0	->07.1976
		a	32-053-0	08.1976->						
								87-148-A		
								89-020-0		
		520 i, 96 kW	08.72 - 10.75			ST	t	32-939-F =	Chass. 4 454 063->	
a	32-201-0						->Chass. 4 454 062			
a	32-939-1						Chass. 4 454 063->			
								89-004-0		
				ST	a	32-326-0	->07.1976			
								87-148-A		
								89-020-0		

					t = turbo a = automatic e = eXtreme	<b>i</b>
<b>Article No.</b>						
<b>BMW</b>						


























**5 (E12) 08.72 - 08.81**






525, 107 kW	08.73 - 10.76			ST	t	32-939-F =	Chass. 4 516 705-> Automatic Transmission				
					t	32-939-F =	Chass. 4 829 407-> Manual Transmission				
					a	32-201-0	->Chass. 4 516 704 Automatic Transmission				
					a	32-351-0 ▲●	->Chass. 4 516 704 Automatic Transmission				
					a	32-201-0	->Chass. 4 829 406 Manual Transmission				
					a	32-351-0 ▲●	->Chass. 4 829 406 Manual Transmission				
					a	32-939-0	Chass. 4 516 705-> Automatic Transmission				
					a	32-939-0	Chass. 4 829 407-> Manual Transmission				
							89-004-0				
							ST	t	32-053-F =	08.1976->	
								a	32-326-0	->07.1976	
								a	32-053-0	08.1976->	
										87-148-A	
										89-020-0	Chass. 4516705-> Automatic Transmission
							89-020-0	Chass. 4829407-> Manual Transmission			
525, 110 kW	08.76 - 05.81			ST	t	32-939-F =	Chass. 4 516 705-> Automatic Transmission				
					t	32-939-F =	Chass. 4 829 407-> Manual Transmission				
					a	32-201-0	->Chass. 4 516 704 Automatic Transmission				
					a	32-351-0 ▲	->Chass. 4 516 704 Automatic Transmission				
					a	32-201-0	->Chass. 4 829 406 Manual Transmission				
					a	32-351-0 ▲	->Chass. 4 829 406 Manual Transmission				
					a	32-939-0	Chass. 4 516 705-> Automatic Transmission				
					a	32-939-0	Chass. 4 829 407-> Manual Transmission				
							89-004-0				
							ST	t	32-053-F =		
								a	32-053-0		
										87-148-A	
										89-020-0	Chass. 4516705-> Automatic Transmission
										89-020-0	Chass. 4829407-> Manual Transmission

5 (E12)	08.72 - 08.81							
528, 121 kW 528, 125 kW	01.75 - 08.77 01.75 - 08.77			ST	t	32-939-F =	Chass. 4 551 949-> Automatic Transmission	
					t	32-939-F =	Chass. 4 757 068-> Manual Transmission	
					a	32-201-0	->Chass. 4 551 948 Automatic Transmission	
					a	32-351-0 ▲	->Chass. 4 551 948 Automatic Transmission	
					a	32-201-0	->Chass. 4 757 067 Manual Transmission	
					a	32-351-0 ▲	->Chass. 4 757 067 Manual Transmission	
					a	32-939-0	Chass. 4 551 949-> Automatic Transmission	
					a	32-939-0	Chass. 4 757 068-> Manual Transmission	
				89-004-0				
				ST	t	32-053-F =	08.1976->	
					a	32-326-0	->07.1976	
					a	32-053-0	08.1976->	
							87-148-A	
							89-020-0	Chass. 4551949-> Automatic Transmission
		89-020-0	Chass. 4757068-> Manual Transmission					
M 535 i	06.80 - 08.81				87-148-A			
5 (E28)	06.80 - 06.90							
528 e 533 i (USA)	09.81 - 12.87 09.82 - 12.87			ST	t	32-839-F =		
					a	32-836-0		
							89-004-0	
				ST	t	32-279-F =		
					a	32-912-2		
			e	60-103-0   	Conversion requires Roadworthy Test. Replace in pairs only			
				89-020-0				
518 524 d	06.81 - 08.84 03.86 - 12.87			ST	t	32-839-F =		
					a	32-836-0		
							87-137-A	with integrated ball bearing
				ST	t	32-833-F =		
					a	32-833-0		
					e	60-103-0   	Conversion requires Roadworthy Test. Replace in pairs only Only applicable with BMW coil spring no. 3353 1 125 326	
				87-148-A				
				89-020-0				
518 i	09.83 - 12.87			ST	t	32-839-F =		
					a	32-836-0		
							87-137-A	with integrated ball bearing
				ST	t	32-833-F =		
					a	32-833-0		
					e	60-103-0   	Conversion requires Roadworthy Test. Replace in pairs only Only applicable with BMW coil spring no. 3353 1 125 326	
				87-148-A	->09.1986			
				89-020-0				

					t = turbo a = automatic e = eXtreme	<b>i</b>
<b>Article No.</b>						
<b>BMW</b>						


































**5 (E28)                      06.80 - 06.90**






520 i, 92 kW 525 e 2.7, 90 kW 525 e 2.7, 92 kW 525 e 2.7, 95 kW	06.81 - 12.87 09.81 - 12.87 05.83 - 12.87 12.84 - 12.87			ST	t	32-839-F =				
					a	32-836-0				
						87-137-A	with integrated ball bearing			
						89-004-0				
							ST	t	32-833-F =	->03.1986
								t	32-279-F =	04.1986->
								a	32-833-0	->03.1986
								a	32-912-2	04.1986->
								e	60-103-0 	Conversion requires Roadworthy Test. Replace in pairs only Only applicable with BMW coil spring no. 3353 1 125 326
								87-148-A	->09.1986	
			89-020-0							
520 i, 95 kW	08.85 - 12.87			ST	t	32-839-F =				
					a	32-836-0				
						87-137-A	with integrated ball bearing			
						89-004-0				
							ST	t	32-833-F =	->03.1986
								t	32-279-F =	04.1986->
								a	32-833-0	->03.1986
								a	32-912-2	04.1986->
								e	60-103-0 	Conversion requires Roadworthy Test. Replace in pairs only Only applicable with BMW coil spring no. 3353 1 125 326
								87-148-A	->09.1986	
			89-020-0							
520 i, 110 kW	12.86 - 06.90			ST	t	32-839-F =	->12.1987			
					a	32-836-0	->12.1987			
						89-004-0				
							ST	t	32-279-F =	->12.1987
								a	32-912-2	->12.1987
								e	60-103-0 	->12.1987 Replace in pairs only
								89-020-0		

					t = turbo a = automatic e = eXtreme	<b>i</b>
<b>Article No.</b>						
<b>BMW</b>						

















5 (E28)

06.80 - 06.90






525 i	06.81 - 12.87			ST	t	32-839-F =			
					a	32-836-0			
						87-137-A	with integrated ball bearing		
								89-004-0	
				ST		t	32-279-F =	->03.1982 for vehicles with ABS	
					t	32-833-F =	->03.1986 for vehicles without ABS		
					t	32-833-F =	->03.1986 04.1982-> for vehicles with ABS		
					t	32-279-F =	04.1986->		
					a	32-912-2	->03.1982 for vehicles with ABS		
					a	32-833-0	->03.1986 for vehicles without ABS		
a	32-833-0				->03.1986 04.1982-> for vehicles with ABS				
a	32-912-2				04.1986->				
						87-148-A	->09.1986		
						89-020-0			
528 i	06.81 - 12.87			ST	t	32-839-F =			
					a	32-836-0			
						87-137-A	with integrated ball bearing		
								89-004-0	
				ST		t	32-279-F =		
					a	32-912-2			
e	60-103-0 				Conversion requires Roadworthy Test. Replace in pairs only				
					87-148-A	->09.1986			
						89-020-0			
535 i, M 535 i, 136 kW 535 i, M 535 i, 141 kW 535 i, M535 i	01.85 - 12.87 01.85 - 12.87 01.85 - 12.87					87-137-A	with integrated ball bearing		
								87-148-A	->09.1986
M5 3.5	08.85 - 12.87			ST	t	32-839-F =			
					a	32-836-0			
						87-137-A	with integrated ball bearing		
								89-004-0	
				ST		t	32-833-F =	->03.1986	
					t	32-279-F =	04.1986->		
					a	32-833-0	->03.1986		
					a	32-912-2	04.1986->		
					e	60-103-0 	Conversion requires Roadworthy Test. Replace in pairs only Only applicable with BMW coil spring no. 3353 1 125 326		
								87-148-A	
						89-020-0			

					t = turbo a = automatic e = eXtreme	<b>i</b>
<b>Article No.</b>						

# BMW













5 (E34)	01.88 - 11.95										
518 i, 83 kW 518 i, 85 kW	08.89 - 09.95 08.89 - 09.95			ST	a	32-979-A =	->07.1990				
					a	32-058-A =	07.1990->				
					<input type="checkbox"/>	a	36-676-F =	->07.1990 Suspension: for vehicles without lowered chassis			
					a	36-747-A =	07.1990-> Suspension: for vehicles without lowered chassis				
						87-150-A	07.1990->				
						87-137-A	->07.1990 with integrated ball bearing				
							ST	t	32-650-P =*		
								a	32-650-F =	Use BMW nr. 3352 1 136 063 supporting ring and 3353 1 136 624 rubber stop for removing a shock absorber with a Ø 15 mm piston rod	
								e	60-155-0   	01.1990-> Conversion requires Roadworthy Test. Replace in pairs only	
								<input type="checkbox"/>	a	32-650-F =	Suspension: for vehicles without lowered chassis Use BMW nr. 3352 1 136 063 supporting ring and 3353 1 136 624 rubber stop for removing a shock absorber with a Ø 15 mm piston rod
a	32-979-A =	->07.1990									
520 i	01.88 - 08.91			ST	a	32-979-A =	->07.1990				
					a	32-058-A =	07.1990 - 09.1990				
					<input type="checkbox"/>	a	36-676-F =	->07.1990 Suspension: for vehicles without lowered chassis			
						87-150-A	07.1990->				
						87-137-A	->07.1990 with integrated ball bearing				
							ST	t	32-650-P =*	->09.1990	
								a	32-650-F =	->09.1990 Use BMW nr. 3352 1 136 063 supporting ring and 3353 1 136 624 rubber stop for removing a shock absorber with a Ø 15 mm piston rod	
								e	60-155-0   	->09.1990 Conversion requires Roadworthy Test. Replace in pairs only	
								<input type="checkbox"/>	a	32-650-F =	->07.1990 Suspension: for vehicles without lowered chassis Use BMW nr. 3352 1 136 063 supporting ring and 3353 1 136 624 rubber stop for removing a shock absorber with a Ø 15 mm piston rod
								a	32-979-A =	->07.1990	



					t = turbo a = automatic e = eXtreme	<b>i</b>
<b>Article No.</b>					<b>BMW</b>	

**5 (E34)**

**01.88 - 11.95**

520 i 24V	09.89 - 09.95			ST	a	32-979-A =	05.1990 - 07.1990			
					a	32-058-A =	07.1990->			
					<input type="checkbox"/>	a	36-676-F =	05.1990 - 07.1990 Suspension: for vehicles without lowered chassis		
					a	36-747-A =	07.1990 - 09.1992 Suspension: for vehicles without lowered chassis			
					a	32-058-A =	10.1992-> Suspension: for vehicles without lowered chassis			
						87-150-A	07.1990->			
						87-137-A	->07.1990 with integrated ball bearing			
						89-004-0				
							ST	t	32-650-P =*	05.1990->
								a	32-650-F =	05.1990-> Use BMW nr. 3352 1 136 063 supporting ring and 3353 1 136 624 rubber stop for removing a shock absorber with a Ø 15 mm piston rod
e	60-155-0 	05.1990-> Conversion requires Roadworthy Test. Replace in pairs only								
<input type="checkbox"/>	a	32-650-F =	05.1990-> Suspension: for vehicles without lowered chassis Use BMW nr. 3352 1 136 063 supporting ring and 3353 1 136 624 rubber stop for removing a shock absorber with a Ø 15 mm piston rod							
t	36-676-P =	->07.1990								
525 i	01.88 - 08.91			ST	a	36-676-F =	->07.1990			
					<input type="checkbox"/>	a	36-676-F =	->07.1990 Suspension: for vehicles without lowered chassis		
						87-150-A	07.1990->			
						87-137-A	->07.1990 with integrated ball bearing			
					89-004-0					
							ST	t	32-650-P =*	->07.1990
								a	32-650-F =	->07.1990 Use BMW nr. 3352 1 136 063 supporting ring and 3353 1 136 624 rubber stop for removing a shock absorber with a Ø 15 mm piston rod
								e	60-155-0 	->07.1990 Conversion requires Roadworthy Test. Replace in pairs only
								<input type="checkbox"/>	a	32-650-F =



t = turbo  
a = automatic  
e = eXtreme

Article No.








# BMW

























5 (E34)

01.88 - 11.95

525 i 24V	09.89 - 09.95			ST	t	36-748-P =	07.1990 - 09.1992			
					a	32-979-A =	05.1990 - 07.1990			
					a	36-747-A =	07.1990 - 09.1992			
					a	32-058-A =	09.1992->			
					<input type="checkbox"/>	a	36-747-A =	07.1990 - 09.1992 Suspension: for vehicles without lowered chassis		
					a	32-058-A =	09.1992-> Suspension: for vehicles without lowered chassis			
						87-150-A	07.1990->			
						87-137-A	->07.1990 with integrated ball bearing			
							ST	t	32-650-P =*	05.1990->
								a	32-650-F =	05.1990-> Use BMW nr. 3352 1 136 063 supporting ring and 3353 1 136 624 rubber stop for removing a shock absorber with a Ø 15 mm piston rod
e	60-155-0	05.1990-> Conversion requires Roadworthy Test. Replace in pairs only								
<input type="checkbox"/>	a	32-650-F =	07.1990-> Suspension: for vehicles without lowered chassis Use BMW nr. 3352 1 136 063 supporting ring and 3353 1 136 624 rubber stop for removing a shock absorber with a Ø 15 mm piston rod							
525 i 24V	10.91 - 09.95				87-150-A					
						ST	t	32-650-P =*		
				a	32-650-F =	Use BMW nr. 3352 1 136 063 supporting ring and 3353 1 136 624 rubber stop for removing a shock absorber with a Ø 15 mm piston rod				
530 i	01.88 - 08.91			ST	t	36-676-P =	->07.1990			
					t	36-748-P =	08.1990->			
					a	36-676-F =	->07.1990			
					a	36-747-A =	08.1990->			
					<input type="checkbox"/>	a	36-676-F =	->07.1990 Suspension: for vehicles without lowered chassis		
						87-150-A	07.1990->			
						89-004-0				
							ST	t	32-650-P =*	
								a	32-650-F =	Use BMW nr. 3352 1 136 063 supporting ring and 3353 1 136 624 rubber stop for removing a shock absorber with a Ø 15 mm piston rod
								e	60-155-0	Conversion requires Roadworthy Test. Replace in pairs only
<input type="checkbox"/>	a	32-650-F =	->07.1990 Suspension: for vehicles without lowered chassis Use BMW nr. 3352 1 136 063 supporting ring and 3353 1 136 624 rubber stop for removing a shock absorber with a Ø 15 mm piston rod							

					t = turbo a = automatic e = eXtreme	<b>i</b>
<b>Article No.</b>						
<b>BMW</b>						

**5 (E34) 01.88 - 11.95**

<b>530 i V8</b>	09.92 - 09.95			ST	t	36-748-P =					
					a	36-747-A =					
					<input type="checkbox"/>	a	36-747-A =				
							87-150-A	07.1990->			
							89-004-0				
							ST	t	32-650-P =*		
								a	32-650-F =	Use BMW nr. 3352 1 136 063 supporting ring and 3353 1 136 624 rubber stop for removing a shock absorber with a Ø 15 mm piston rod	
								e	60-155-0   	Conversion requires Roadworthy Test. Replace in pairs only	
								<input type="checkbox"/>	a	32-650-F =	Suspension: for vehicles without lowered chassis Use BMW nr. 3352 1 136 063 supporting ring and 3353 1 136 624 rubber stop for removing a shock absorber with a Ø 15 mm piston rod
<b>535 i</b>	01.88 - 09.95			ST	t	36-676-P =	->07.1990				
					t	36-748-P =	07.1990 - 09.1992				
					a	36-676-F =	->07.1990				
					a	36-747-A =	07.1990 - 09.1992				
					<input type="checkbox"/>	a	36-676-F =	->07.1990 Suspension: for vehicles without lowered chassis			
					a	36-747-A =	07.1990 - 05.1993 Suspension: for vehicles without lowered chassis				
							87-150-A	07.1990->			
							89-004-0				
							ST	t	32-650-P =*	->09.1992	
								a	32-650-F =	->09.1992 Use BMW nr. 3352 1 136 063 supporting ring and 3353 1 136 624 rubber stop for removing a shock absorber with a Ø 15 mm piston rod	
								e	60-155-0   	->09.1992 Conversion requires Roadworthy Test. Replace in pairs only	
								<input type="checkbox"/>	a	32-650-F =	->05.1993 Suspension: for vehicles without lowered chassis Use BMW nr. 3352 1 136 063 supporting ring and 3353 1 136 624 rubber stop for removing a shock absorber with a Ø 15 mm piston rod
<b>540 i V8</b>	09.92 - 09.95			ST	t	36-748-P =					
					a	36-747-A =					
					<input type="checkbox"/>	a	36-747-A =	Suspension: for vehicles without lowered chassis			
							87-150-A				
							89-004-0				
							ST	t	32-650-P =*		
								a	32-650-F =	Use BMW nr. 3352 1 136 063 supporting ring and 3353 1 136 624 rubber stop for removing a shock absorber with a Ø 15 mm piston rod	
								<input type="checkbox"/>	a	32-650-F =	Suspension: for vehicles without lowered chassis Use BMW nr. 3352 1 136 063 supporting ring and 3353 1 136 624 rubber stop for removing a shock absorber with a Ø 15 mm piston rod



t = turbo  
a = automatic  
e = eXtreme

Article No.








# BMW





































5 (E34)







01.88 - 11.95

524 td	03.88 - 09.95			ST	t	36-676-P =	->07.1990			
					t	36-748-P =	07.1990 - 09.1992			
					a	36-676-F =	->07.1990			
					a	36-747-A =	07.1990 - 09.1992			
					<input type="checkbox"/>	a	36-676-F =	->07.1990 Suspension: for vehicles without lowered chassis		
					a	36-747-A =	07.1990 - 09.1992 Suspension: for vehicles without lowered chassis			
							87-150-A	07.1990->		
							89-004-0			
							ST	t	32-650-P =*	->09.1992
								a	32-650-F =	->09.1992 Use BMW nr. 3352 1 136 063 supporting ring and 3353 1 136 624 rubber stop for removing a shock absorber with a Ø 15 mm piston rod
e	60-155-0	->09.1992 Conversion requires Roadworthy Test. Replace in pairs only								
<input type="checkbox"/>	a	32-650-F =	->09.1992 Suspension: for vehicles without lowered chassis Use BMW nr. 3352 1 136 063 supporting ring and 3353 1 136 624 rubber stop for removing a shock absorber with a Ø 15 mm piston rod							
525 td	04.93 - 09.95			ST	a	32-058-A =				
					<input type="checkbox"/>	a	32-058-A =	Suspension: for vehicles without lowered chassis		
							87-150-A			
							89-004-0			
							ST	t	32-650-P =*	
a	32-650-F =	Use BMW nr. 3352 1 136 063 supporting ring and 3353 1 136 624 rubber stop for removing a shock absorber with a Ø 15 mm piston rod								
e	60-155-0	Conversion requires Roadworthy Test. Replace in pairs only								
<input type="checkbox"/>	a	32-650-F =	Suspension: for vehicles without lowered chassis Use BMW nr. 3352 1 136 063 supporting ring and 3353 1 136 624 rubber stop for removing a shock absorber with a Ø 15 mm piston rod							
525 tds	09.91 - 09.95			ST	t	36-748-P =	->09.1992			
					a	36-747-A =	->09.1992			
					a	32-058-A =	09.1992->			
					<input type="checkbox"/>	a	36-747-A =	->09.1992 Suspension: for vehicles without lowered chassis		
					a	32-058-A =	09.1992-> Suspension: for vehicles without lowered chassis			
							87-150-A			
							89-004-0			
							ST	t	32-650-P =*	
								a	32-650-F =	Use BMW nr. 3352 1 136 063 supporting ring and 3353 1 136 624 rubber stop for removing a shock absorber with a Ø 15 mm piston rod
								e	60-155-0	Conversion requires Roadworthy Test. Replace in pairs only
<input type="checkbox"/>	a	32-650-F =	Suspension: for vehicles without lowered chassis Use BMW nr. 3352 1 136 063 supporting ring and 3353 1 136 624 rubber stop for removing a shock absorber with a Ø 15 mm piston rod							

					t = turbo a = automatic e = eXtreme	<b>i</b>
<b>Article No.</b>						<b>BMW</b>

**5 Estate (E34)**
**11.91 - 01.97**








518 i	03.93 - 09.94			ST	a	32-058-A =			
				<input type="checkbox"/>	a	36-747-A =	Suspension: for vehicles without M-technics		
						87-150-A			
						89-004-0			
						ST	t	32-650-P =*	
			a	32-650-F =	Use BMW nr. 3352 1 136 063 supporting ring and 3353 1 136 624 rubber stop for removing a shock absorber with a Ø 15 mm piston rod				
				<input type="checkbox"/>	a	32-650-F =	Suspension: for vehicles without M-technics Use BMW nr. 3352 1 136 063 supporting ring and 3353 1 136 624 rubber stop for removing a shock absorber with a Ø 15 mm piston rod		
518 g	11.95 - 06.96			ST	a	32-058-A =			
				<input type="checkbox"/>	a	36-747-A =	Suspension: for vehicles without M-technics		
						89-004-0			
						ST	t	32-650-P =*	
							a	32-650-F =	Use BMW nr. 3352 1 136 063 supporting ring and 3353 1 136 624 rubber stop for removing a shock absorber with a Ø 15 mm piston rod
				<input type="checkbox"/>	a	32-650-F =	Suspension: for vehicles without M-technics Use BMW nr. 3352 1 136 063 supporting ring and 3353 1 136 624 rubber stop for removing a shock absorber with a Ø 15 mm piston rod		
520 i	11.91 - 01.97			ST	a	32-058-A =			
				<input type="checkbox"/>	a	36-747-A =	Suspension: for vehicles without M-technics		
						87-150-A	->12.1995		
						89-004-0			
						ST	t	32-650-P =*	
							a	32-650-F =	Use BMW nr. 3352 1 136 063 supporting ring and 3353 1 136 624 rubber stop for removing a shock absorber with a Ø 15 mm piston rod
							ST	a	36-B08-0 
				a	36-B09-0 				
				<input type="checkbox"/>	a	32-650-F =	Suspension: for vehicles without M-technics Use BMW nr. 3352 1 136 063 supporting ring and 3353 1 136 624 rubber stop for removing a shock absorber with a Ø 15 mm piston rod		
525 i 530 i V8	11.91 - 01.97 09.92 - 01.97			ST	t	36-748-P =			
					a	36-747-A =			
						87-150-A	->12.1995		
						89-004-0			
						ST	a	36-B08-0 	
				a	36-B09-0 				
525 i X	02.92 - 01.97					87-150-A	->12.1995		
				ST	t	32-650-P =*			
					a	32-650-F =	Use BMW nr. 3352 1 136 063 supporting ring and 3353 1 136 624 rubber stop for removing a shock absorber with a Ø 15 mm piston rod		
540 i	09.93 - 01.97					87-150-A	->12.1995		
				ST	a	36-B08-0 	->12.1995		
					a	36-B09-0 	->12.1995		







					t = turbo a = automatic e = eXtreme	
<b>Article No.</b>						

## BMW

### 5 Estate (E34)







**11.91 - 01.97**







525 td	03.93 - 01.97			ST	a	32-058-A =			
				<input type="checkbox"/>	a	36-747-A =	Suspension: for vehicles without M-technics		
						87-150-A	->12.1995		
						ST	t	32-650-P =*	
							a	32-650-F =	Use BMW nr. 3352 1 136 063 supporting ring and 3353 1 136 624 rubber stop for removing a shock absorber with a Ø 15 mm piston rod
						<input type="checkbox"/>	a	32-650-F =	Suspension: for vehicles without M-technics Use BMW nr. 3352 1 136 063 supporting ring and 3353 1 136 624 rubber stop for removing a shock absorber with a Ø 15 mm piston rod







525 tds	12.91 - 01.97			ST	t	36-748-P =			
					a	36-747-A =			
				<input type="checkbox"/>	a	36-747-A =	Suspension: for vehicles without M-technics		
						ST	t	32-650-P =*	
							a	32-650-F =	Use BMW nr. 3352 1 136 063 supporting ring and 3353 1 136 624 rubber stop for removing a shock absorber with a Ø 15 mm piston rod
						<input type="checkbox"/>	a	32-650-F =	Suspension: for vehicles without M-technics Use BMW nr. 3352 1 136 063 supporting ring and 3353 1 136 624 rubber stop for removing a shock absorber with a Ø 15 mm piston rod






### 5 (E39)

**11.95 -**



























520 i, 100 kW	04.99 -			ST	a	36-A60-A =	Vehicle Equipment: for vehicles without ride height adjustment - 09.99, use delivered rubber-pad		
					t	36-A61-A =	- 09.99, use delivered rubber-pad		
					t	36-A61-A =	- 09.99, use delivered rubber-pad		
						ST	t	33-056-P =*	Vehicle Equipment: for vehicles without ride height adjustment
							a	33-056-A =	Vehicle Equipment: for vehicles without ride height adjustment
							t	33-035-A =	

520 i, 110 kW 523 i 525 tds	01.96 - 09.00 11.95 - 09.00 01.96 -			ST	a	36-A60-A =	Vehicle Equipment: for vehicles without ride height adjustment - 09.99, use delivered rubber-pad		
					t	36-A61-A =	- 09.99, use delivered rubber-pad		
					t	36-A61-A =	- 09.99, use delivered rubber-pad		
						ST	t	33-056-P =*	Vehicle Equipment: for vehicles without ride height adjustment
							a	33-056-A =	Vehicle Equipment: for vehicles without ride height adjustment
							t	33-035-A =	





520 i, 125 kW	09.00 -			ST	a	36-A60-A =	Vehicle Equipment: for vehicles without ride height adjustment - 09.99, use delivered rubber-pad		
					t	36-A61-A =	- 09.99, use delivered rubber-pad		
					t	36-A61-A =	- 09.99, use delivered rubber-pad		
						ST	t	33-056-P =*	Vehicle Equipment: for vehicles without ride height adjustment
							a	33-056-A =	Vehicle Equipment: for vehicles without ride height adjustment
							t	33-035-A =	






					t = turbo a = automatic e = eXtreme	<b>i</b>
<b>Article No.</b>						
<b>BMW</b>						

**5 (E39)**
**11.95 -**




























528 i	11.95 - 09.00			ST	a	36-A60-A =	Vehicle Equipment: for vehicles without ride height adjustment - 09.99, use delivered rubber-pad			
				SP	t	36-A61-A =	- 09.99, use delivered rubber-pad			
				MT	t	36-A61-A =	- 09.99, use delivered rubber-pad			
							87-618-A	->09.1997 with integrated ball bearing		
							87-372-A	for vehicles with EDC		
							ST	t	33-056-P =*	Vehicle Equipment: for vehicles without ride height adjustment
			a	33-056-A =			Vehicle Equipment: for vehicles without ride height adjustment			
		SP	t	33-035-A =						
				MT	t	33-035-A =				
							87-116-A			
					87-117-A	for vehicles with EDC				
535 i, 173 kW 535 i, 180 kW 540 i	04.96 - 03.99 04.99 - 04.96 -			ST	a	36-A62-A =	- 09.99, use delivered rubber-pad			
				SP	t	36-A63-A =	- 09.99, use delivered rubber-pad			
				MT	t	36-A63-A =	- 09.99, use delivered rubber-pad			
							87-372-A	for vehicles with EDC		
							ST	a	33-056-A =	
								t	33-035-A =	
		MT	t	33-035-A =						
							87-116-A			
							87-117-A	for vehicles with EDC		
		525 td	01.97 -			ST	a	36-A60-A =	- 09.99, use delivered rubber-pad	
SP	t					36-A61-A =	- 09.99, use delivered rubber-pad			
MT	t					36-A61-A =	- 09.99, use delivered rubber-pad			
							87-618-A	->09.1997 with integrated ball bearing		
							ST	t	33-056-P =*	
								a	33-056-A =	
SP				t	33-035-A =					
				MT	t	33-035-A =				
							87-116-A			
							87-117-A	for vehicles with EDC		
530 d, 135 kW	08.98 - 09.00			ST	a	36-A60-A =	- 09.99, use delivered rubber-pad			
				SP	t	36-A61-A =	- 09.99, use delivered rubber-pad			
				MT	t	36-A61-A =	- 09.99, use delivered rubber-pad			
						ST	t	33-056-P =*		
							a	33-056-A =		
						SP	t	33-035-A =		
				MT	t	33-035-A =				
		530 d, 142 kW	09.00 -			ST	a	36-A60-A =		
						SP	t	36-A61-A =		
						MT	t	36-A61-A =		
						ST	t	33-056-P =*		
							a	33-056-A =		
						SP	t	33-035-A =		
				MT	t	33-035-A =				

**5 Estate (E39)**
**01.97 -**





















520 i, 100 kW 530 d, 135 kW 530 d, 142 kW	04.99 - 08.98 - 09.00 09.00 -			ST	a	36-A60-A =	- 09.99, use delivered rubber-pad
				SP	t	36-A61-A =	- 09.99, use delivered rubber-pad
				MT	t	36-A61-A =	- 09.99, use delivered rubber-pad
				ST	a	37-627-A =	
					a	37-628-D =	

					t = turbo a = automatic e = eXtreme	<b>i</b>
<b>Article No.</b>						






# BMW

5 Estate (E39)	01.97 -							
520 i, 110 kW 523 i	01.97 - 09.00 01.97 - 09.00			ST a	36-A60-A =	- 09.99, use delivered rubber-pad		
				SP t	36-A61-A =	- 09.99, use delivered rubber-pad		
				MT t	36-A61-A =	- 09.99, use delivered rubber-pad		
							87-618-A	->09.1997 with integrated ball bearing
					ST a	37-627-A =		
					a	37-628-D =≡		
							87-392-A	
520 i, 125 kW 525 tds	09.00 - 06.98 -			ST a	36-A60-A =	- 09.99, use delivered rubber-pad		
				SP t	36-A61-A =	- 09.99, use delivered rubber-pad		
				MT t	36-A61-A =	- 09.99, use delivered rubber-pad		
					ST a	37-627-A =		
					a	37-628-D =≡		
								
528 i	01.97 - 09.00			ST a	36-A60-A =	- 09.99, use delivered rubber-pad		
				SP t	36-A61-A =	- 09.99, use delivered rubber-pad		
				MT t	36-A61-A =	- 09.99, use delivered rubber-pad		
							87-618-A	->09.1997 with integrated ball bearing
					ST a	37-628-D =≡		
								
540 i	01.97 -			ST a	36-A62-A =	- 09.99, use delivered rubber-pad		
				SP t	36-A63-A =	- 09.99, use delivered rubber-pad		
				MT t	36-A63-A =	- 09.99, use delivered rubber-pad		
							87-372-A	for vehicles with EDC
					ST a	37-628-D =≡		
								
























## 6 (E24) 04.76 - 09.90






630 CSI -USA (E 24) 633 CSI -USA (E 24)	07.78 - 06.82 07.78 - 09.82			ST t	32-939-F =			
				a	32-939-1			
					89-004-0			
					ST t	32-053-F =		
					a	32-053-0		
								
630 CSI -USA (E 24)	- 06.78			ST a	32-201-0			
					89-004-0			
							ST t	32-053-F =
		a	32-053-0					
								
		633 CSI -USA (E 24)	09.82 - 12.90			ST t	32-839-F =	
a	32-836-0							
	89-004-0							
					ST t	32-279-F =		
					a	32-912-2		
							e	60-103-0 
					89-020-0			
























































					t = turbo a = automatic e = eXtreme	<b>i</b>
<b>Article No.</b>						
<b>BMW</b>						






**6 (E24) 04.76 - 09.90**

635 CSI -USA (E 24)	09.82 - 12.90			ST	t	32-839-F =	
					a	32-836-0	
						89-004-0	
							ST
a	32-912-2						
e	60-103-0 	Conversion requires Roadworthy Test. Replace in pairs only					
	89-020-0						
628 CSi 633 CSi, 145 kW	09.79 - 08.87 09.78 - 08.84			ST	t	32-939-F =	->05.1982
					t	32-839-F =	06.1982->
					a	32-939-1	->05.1982
					a	32-836-0	06.1982->
						87-137-A	05.1982-> with integrated ball bearing
				ST	t	32-053-F =	->05.1982
					t	32-279-F =	06.1982->
					a	32-053-0	->05.1982
					a	32-912-2	06.1982->
					e	60-103-0 	06.1982-> Conversion requires Roadworthy Test. Replace in pairs only Only applicable with BMW coil spring no. 3353 1 125 326
	87-148-A	05.1982->					
	89-020-0						
630 CS, 135 kW 630 CS, 136 kW	04.76 - 08.79 04.76 - 08.79			ST	t	32-939-F =	07.1978->
					a	32-201-0	->06.1978
					a	32-939-1	07.1978->
				ST	t	32-053-F =	
					a	32-053-0	
						89-020-0	
633 CSi, 147 kW	04.76 - 09.78			ST	a	32-201-0	->06.1978
						89-004-0	
				ST	t	32-053-F =	->06.1978
					a	32-053-0	->06.1978
					89-020-0		
635 CSi, 136 kW 635 CSi, 141 kW 635 CSi, 155 kW	01.85 - 05.89 04.85 - 09.90 08.87 - 05.89			ST	t	32-839-F =	
					a	32-836-0	
						89-004-0	
				ST	t	32-279-F =	
					a	32-912-2	
					e	60-103-0 	Conversion requires Roadworthy Test. Replace in pairs only
					87-148-A		
					89-020-0		














					t = turbo a = automatic e = eXtreme	<b>i</b>
<b>Article No.</b>						

# BMW








































6 (E24)	04.76 - 09.90								
635 CSi, 160 kW	06.78 - 08.88			ST	t	32-939-F =	->09.1979		
					t	32-839-F =	06.1982->		
					a	32-939-1	->09.1979		
					a	32-836-0	06.1982->		
						89-004-0			
						ST	t	32-053-F =	->09.1979
							t	32-279-F =	06.1982->
							a	32-053-0	->09.1979
							a	32-912-2	06.1982->
							e	60-103-0 	06.1982-> Conversion requires Roadworthy Test. Replace in pairs only
					87-148-A	06.1982->			
					89-020-0				
M 635 CSi, 191 kW M 635 CSi, 211 kW	10.86 - 10.88 03.84 - 05.89			ST	e	60-103-0 	Conversion requires Roadworthy Test. Replace in pairs only		
7 (E23)	05.77 - 08.86								
730	09.79 - 08.81			ST	t	32-208-A =			
					a	32-076-0			
						ST	a	32-753-0	
								89-021-0	
730	09.81 - 08.84			ST	t	32-208-A =			
					a	32-076-0			
						ST	t	32-206-A =	
							a	32-937-0	
					89-021-0				
728 730	05.77 - 08.79 05.77 - 08.79			ST	t	32-208-A =			
					a	32-076-0			
						ST	a	32-025-0	
								89-020-0	
728 i 732 i/733 i	07.78 - 08.86 05.77 - 08.86			ST	t	32-208-A =			
					a	32-076-0	->08.1984		
						89-004-0			
						ST	t	32-206-A =	09.1981->
							a	32-025-0	->08.1979
							a	32-753-0	09.1979 - 08.1981
							32-937-0	09.1981 - 08.1984	
							87-148-A	09.1979->	
					89-021-0	09.1979->			
735 i, 136 kW	01.85 - 08.86			ST	t	32-208-A =			
						89-004-0			
						ST	t	32-206-A =	
								87-148-A	
								89-021-0	
735 i, 141 kW	04.85 - 08.86			ST	t	32-208-A =			
						89-004-0			
						ST	t	32-206-A =	
					89-021-0				

					t = turbo a = automatic e = eXtreme	<b>i</b>
<b>Article No.</b>						
<b>BMW</b>						























**7 (E23) 05.77 - 08.86**






735 i, 160 kW	09.79 - 08.86			ST	t	32-208-A =	
					a	32-076-0	->08.1984
						89-004-0	
				ST	t	32-206-A =	09.1981->
					a	32-753-0	->08.1981
					a	32-937-0	09.1981 - 08.1984
				87-148-A			
				89-021-0			
745 i, 3188 ccm 745 i, 3406 ccm	04.80 - 04.83 05.83 - 08.86			ST	t	32-208-A =	
					a	32-076-0	
						89-004-0	

**7 (E32) 09.86 - 09.94**
















































730 i,iL, 138 kW 730 i,iL, 145 kW 735 i,iL, 155 kW	12.86 - 09.94 12.86 - 09.94 09.86 - 09.92			ST	a	36-640-A =	->02.1988			
					a	36-679-A =	03.1988 - 07.1990			
					a	36-746-A =	08.1990->			
					SP	36-640-A =	->02.1988			
					a	36-679-A =	03.1988 - 07.1990			
					ST	a	32-468-A =			
						a	36-B12-0 	09.1987 - 09.1991		
							36-B13-0 	09.1987 - 09.1991		
						SP	32-468-A =	->12.1991		
							36-B15-0 	->07.1990		
730 i,iL V8 740 i,iL V8	04.92 - 09.94 04.92 - 09.94			ST	a	36-746-A =				
						87-150-A				
						89-004-0				
735 i,iL, 162 kW	09.86 - 12.87			ST	a	36-640-A =				
					SP	36-640-A =				
						89-004-0				
					SP	a	36-640-A =			
							ST	a	32-468-A =	
								a	36-B12-0 	09.1987->
									36-B13-0 	09.1987->
							a	36-B15-0 		
							a	36-B14-0 		
						750 i,iL V12	09.87 - 09.94			ST
a	36-746-A =	08.1990->								
	87-150-A	07.1990->								
	89-004-0									
				ST						
						36-B14-0 	->05.1990			

**7 (E38) 10.94 - 11.01**



728 i,iL	08.95 - 11.01			ST	a	37-605-A = 						
					a	37-606-A = 						
						87-135-A						
					ST	a	32-330-A =	not for equipment variation: iL				
							36-B10-0 					
						a	36-B11-0 					
											87-260-A	
											87-118-A	
					87-259-A	for vehicles with EDC						

					t = turbo a = automatic e = eXtreme	<b>i</b>
<b>Article No.</b>						
<b>BMW</b>						



**7 (E38) 10.94 - 11.01**

730 i,iL, 155 kW 730 i,iL, 160 kW 735 i,iL 725 tds	10.94 - 11.01			ST	a	37-605-A 					
	10.94 - 11.01				a	37-606-A 					
	01.96 - 11.01					87-135-A					
	04.96 - 11.01						ST	a	32-330-A =	not for equipment variation: iL	
									a	36-B10-0 	
									a	36-B11-0 	
			87-260-A								
					87-118-A						
					87-259-A	for vehicles with EDC					
740 i,iL, 3982 ccm 740 i,iL, 4398 ccm	10.94 - 11.01			ST	a	37-605-A 					
	01.96 - 11.01				a	37-606-A 					
							87-135-A				
							ST	a	36-B36-0 		
									a	36-B37-0 	
									a	36-B10-0 	
		a	36-B11-0 								
					87-260-A						
					87-118-A						
					87-259-A	for vehicles with EDC					
750 i,iL	12.94 - 11.01			ST	a	37-605-A 	not for equipment variation: iL				
					a	37-606-A 	not for equipment variation: iL				
							87-135-A				
							ST	a	36-B36-0 	not for equipment variation: iL	
									a	36-B37-0 	not for equipment variation: iL
									a	36-B10-0 	
	a	36-B11-0 									
					87-260-A						
					87-118-A						
					87-259-A	for vehicles with EDC					
730 d, 135 kW 730 d, 142 kW	08.98 - 04.00			ST	a	37-605-A 					
	04.00 - 11.01				a	37-606-A 					
							87-135-A				
							ST	a	32-330-A =		
									a	36-B10-0 	
									a	36-B11-0 	








**8 (E31) 04.90 - 12.99**






830 Ci 840 Ci 850 i,Ci 850 CSi	08.92 - 12.99 01.96 - 12.99 04.90 - 10.94 04.93 - 12.96					87-150-A	
---	--	---	---	--	--	----------	--





















































**X5 05.00 -**

3.0 i 4.4 i 4.6 is 3.0 TDS	05.00 - 05.00 - 02.02 - 05.01 -					87-620-A ○	
-------------------------------------	--	---	---	--	--	------------	--

**Z1 06.88 - 06.91**

2.5	06.88 - 06.91			ST	t	32-720-F =					
							87-137-A	with integrated ball bearing			
							89-004-0				
							ST	t	27-008-F =		
										87-115-A ●	
										87-136-A ●	

					t = turbo a = automatic e = eXtreme	<b>i</b>
<b>Article No.</b>						
<b>BMW</b>						

<b>Z3</b>		<b>10.95 -</b>									
1.8 1.9, 103 kW	10.95 - 10.98 10.95 - 03.99			ST	a	32-C01-F					
					a	32-C02-F					
					SP	t	32-C03-F				
				MT	t	32-C03-F					
					t	32-C04-F					
					t	32-C04-F					
		ST	a	27-B56-F	=						
			SP	t	27-B57-F	=					
			MT	t	27-B57-F	=					
						87-115-A					
1.9, 85 kW 1.9, 87 kW 2.8	01.99 - 07.98 - 04.97 - 06.00			ST	a	32-C01-F					
					a	32-C02-F					
					SP	t	32-C03-F				
				MT	t	32-C03-F					
					t	32-C04-F					
					t	32-C04-F					
		ST	a	27-B56-F	=						
			SP	t	27-B57-F	=					
			MT	t	27-B57-F	=					
						87-115-A					
2.0	04.99 -			ST	a	32-C01-F					
					a	32-C02-F					
						ST	a	27-B56-F	=		
				87-115-A							
3.0 M 3.2	06.00 - 03.97 - 06.01							87-115-A			
<b>Z8</b>		<b>06.00 -</b>									
4.9	06.00 -							87-491-A			
<b>02 (E10)</b>		<b>04.66 - 07.77</b>									
1502 1.6 1602 1600/2 1600 Ti 1802 2002 2002 Ti 2002 Tii 2002 Turbo	01.75 - 07.77 04.71 - 07.75 12.67 - 12.71 09.67 - 11.69 05.71 - 07.75 02.68 - 07.75 06.68 - 04.72 05.71 - 07.75 01.74 - 07.75			ST	a	27-523-0					
								87-138-A	with integrated ball bearing		
							87-355-A	with integrated ball bearing			
						ST	a	27-060-1			
<b>02 Estate (E6)</b>		<b>01.71 - 07.75</b>									
1600 1802 2002 2002 Tii	05.71 - 04.73 05.71 - 07.75 05.71 - 07.75 01.71 - 07.75			ST	a	27-523-0					
								87-138-A	with integrated ball bearing		
						ST	a	27-060-1			
								87-355-A	with integrated ball bearing		
<b>02 Convertible (E10)</b>		<b>12.67 - 10.75</b>									
1600-2	12.67 - 10.71							87-138-A	with integrated ball bearing		
								87-355-A	with integrated ball bearing		
<b>2000-3.0 Coupe (E9)</b>		<b>10.65 - 03.76</b>									
2.5 CS 2800 CS 3.0 CS 3.0 Csi	09.74 - 03.76 01.69 - 04.71 05.71 - 03.76 07.71 - 03.76			ST	a	32-201-0					
								89-004-0			
											
											



t = turbo  
a = automatic  
e = eXtreme

Article No.








# BMW





























2500-3.3 (E3)






10.68 - 04.77

2500	10.68 - 04.77			ST	t	32-939-F =	Chass. 2 072 400->	
					t	32-939-F =	Chass. 2 453 396-> Automatic Transmission	
					a	32-201-0	->Chass. 2 072 399	
					a	32-201-0	->Chass. 2 453 395 Automatic Transmission	
					a	32-939-1	Chass. 2 072 400->	
		a	32-939-1	Chass. 2 453 396-> Automatic Transmission				
							89-004-0	
				ST	a	32-025-0	01.1977->	
					a	32-326-0	Chass. 2 072 400 - 12.1976	
					a	32-326-0	Chass. 2 453 396-> ->12.1976 Automatic Transmission	
							89-020-0	01.1977->
2.8 L	02.75 - 04.77			ST	t	32-939-F =	Chass. 3 032 935->	
					t	32-939-F =	Chass. 3 041 378-> Automatic Transmission	
					a	32-201-0	->Chass. 3 032 934	
					a	32-201-0	->Chass. 3 041 377 Automatic Transmission	
					a	32-939-1	Chass. 3 032 935->	
		a	32-939-1	Chass. 3 041 378-> Automatic Transmission				
							89-004-0	
				ST	a	32-025-0	01.1977->	
					a	32-326-0	Chass. 3 032 935 - 12.1976	
					a	32-326-0	Chass. 3 041 378-> ->12.1976 Automatic Transmission	
							89-020-0	01.1977->
3.0 S	05.71 - 04.77			ST	t	32-939-F =	Chass. 2 113 971->	
					t	32-939-F =	Chass. 3 025 745->	
					a	32-201-0	->Chass. 2 113 970	
					a	32-201-0	->Chass. 3 025 744	
					a	32-939-1	Chass. 2 113 971->	
		a	32-939-1	Chass. 3 025 745->				
							89-004-0	
				ST	a	32-025-0	01.1977->	
					a	32-326-0	Chass. 2 113 971 - 12.1976	
					a	32-326-0	Chass. 3 025 745 - 12.1976	
							89-020-0	01.1977->











					t = turbo a = automatic e = eXtreme	<b>i</b>
<b>Article No.</b>						
<b>BMW</b>						

**2500-3.3 (E3)**
**10.68 - 04.77**







3.0 L	02.75 - 04.77			ST	t	32-939-F =	Chass. 3 052 297->
					t	32-939-F =	Chass. 3 061 615-> Automatic Transmission
					a	32-201-0	->Chass. 3 052 296
					a	32-201-0	->Chass. 3 061 614 Automatic Transmission
					a	32-939-1	Chass. 3 052 297->
		a	32-939-1	Chass. 3 061 615-> Automatic Transmission			
					89-004-0		
				ST	a	32-025-0	01.1977->
					a	32-326-0	Chass. 3 052 297 - 12.1976
					a	32-326-0	Chass. 3 061 615-> ->12.1976 Automatic Transmission
						89-020-0	01.1977->
3.0 Si, 143 kW	10.75 - 04.77			ST	t	32-939-F =	Chass. 3 225 209->
					t	32-939-F =	Chass. 3 230 470-> Automatic Transmission
					a	32-201-0	->Chass. 3 225 208
					a	32-201-0	->Chass. 3 230 469 Automatic Transmission
					a	32-939-1	Chass. 3 225 209->
		a	32-939-1	Chass. 3 230 470-> Automatic Transmission			
					89-004-0		
				ST	a	32-025-0	01.1977->
					a	32-326-0	Chass. 3 225 209-> ->12.1976 Automatic Transmission
					a	32-326-0	Chass. 3 230 470 - 12.1976
						89-020-0	01.1977->
3.0 Si, 147 kW	07.71 - 09.75			ST	t	32-939-F =	Chass. 3 225 209->
					t	32-939-F =	Chass. 3 230 470-> Automatic Transmission
					a	32-201-0	->Chass. 3 225 208
					a	32-201-0	->Chass. 3 230 469 Automatic Transmission
					a	32-939-1	Chass. 3 225 209->
		a	32-939-1	Chass. 3 230 470-> Automatic Transmission			
					89-004-0		
				ST	a	32-326-0	Chass. 3 225 209-> Automatic Transmission
					a	32-326-0	Chass. 3 230 470->
					a	32-326-0	Chass. 3 230 470->
3.3 L	01.74 - 09.76			ST	t	32-939-F =	Chass. 3 080 411->
					t	32-939-F =	Chass. 3 090 589-> Automatic Transmission
					a	32-201-0	->Chass. 3 080 410
					a	32-201-0	->Chass. 3 090 588 Automatic Transmission
					a	32-939-1	Chass. 3 080 411-> Automatic Transmission
		a	32-939-1	Chass. 3 090 589->			
					89-004-0		
				ST	a	32-326-0	Chass. 3 080 411->
					a	32-326-0	Chass. 3 090 589-> Automatic Transmission

					t = turbo a = automatic e = eXtreme  <b>Article No.</b>	<b>i</b>
---	---	---	---	---	---	----------



























# Chrysler

VOYAGER I (ES)	08.84 - 01.95						
2.5 i, 72 kW	08.84 - 01.95			ST	a	32-D45-A =	01.1986->
				ST	a	32-D46-A =	01.1986->
2.5 i, 74 kW	08.90 - 01.95			ST	a	32-D45-A =	
3.3 i, 110 kW	08.90 - 01.95			ST	a	32-D46-A =	
3.3 i AWD, 110 kW	08.90 - 01.95			ST	a	32-D46-A =	
3.3 i, 120 kW	08.90 - 01.95						
3.3 i AWD, 120 kW	08.90 - 01.95						
2.5 TD	01.92 - 01.95						







					t = turbo a = automatic e = eXtreme	Article No.		<b>Citroen</b>
---	---	---	---	---	---	-------------	---	----------------









**AX (ZA-\_) 07.86 - 12.98**






10 E	12.86 - 12.88			ST	t	32-C82-F =							
10, 33 kW	07.86 - 12.98				a	32-C82-0							
11, 40 kW	12.86 - 06.90						87-399-R						
11, 44 kW	10.89 - 12.97						 87-399-A	 87-415-L					
1.3 Sport	04.87 - 12.88						89-032-0						
14, 44 kW	12.86 - 12.88												
14, 49 kW	06.88 - 12.89						ST	t	27-A70-F =				
14, 55 kW	03.89 - 12.96							a	27-A70-0				
14, 62 kW	01.88 - 12.92									87-399-R			
14 D, 37 kW	08.91 - 12.97									 87-399-A	 87-415-L		
14 D, 38 kW	09.88 - 06.92	27-A70-F =											
15 D, 40 kW	08.94 - 12.97	27-A70-0											
10, 37 kW	07.92 - 12.98			ST	t	32-C82-F =							
1.4 GTi, 74 kW	06.91 - 12.92				a	32-C82-0							
15 D, 43 kW	08.94 - 12.97						ST	t	27-A70-F =				
		a	27-A70-0										
11 CAT	09.88 - 12.89			ST	t	32-C82-F =							
1.4 GTi, 66 kW	08.91 - 12.96				a	32-C82-0							
1.4 GTi, 69 kW	06.91 - 12.96						87-399-R						
							 87-399-A	 87-415-L					
							ST	t	27-A70-F =				
		a	27-A70-0										
14 4X4	08.91 - 12.96				87-399-R								
					 87-399-A	 87-415-L							

**AZU**













AZU 250	07.75 - 12.83			ST	a	27-747-0	
AZU 250 GA	01.72 - 12.83						ST



**BERLINGO (MF) 07.96 -**



















1.1 i (MFHDZ)	07.96 -			ST	t	32-C87-F = 	not for equipment variation: Audace	
1.4 i (MFKFX)	07.96 -				t	32-C88-F = 	not for equipment variation: Audace	
1.8 i (MFLFX)	05.97 -				a	32-C87-0 	not for equipment variation: Audace	
1.8 i 4WD (MFLFX)	05.97 -				a	32-C88-0 	not for equipment variation: Audace	
1.8 D (MFA9A)	07.98 -			ST	t	32-C97-F =		
1.9 D (MFWJZ)	07.98 -				a	32-C97-0		
1.9 D 4WD (MFWJZ)	07.98 -				OHD	t	32-C97-F =	
1.9 D (MFDJY)	07.96 -					a	32-C97-0	
2.0 HDI 90 (MFRHY)	12.99 -				OI	t	32-C97-F =	
						a	32-C97-0	





					t = turbo a = automatic e = eXtreme	<b>i</b>
<b>Article No.</b>						






## Citroen





<b>BERLINGO Box (M_) 07.96 -</b>												
1.1 i (MAHDZ, MBHDZ) 1.4 i (MBKFX) 1.8 D (MBA9A, MCA9A) 1.9 D (MBWJZ, MCWJZ) 1.9 D 4WD 1.9 D 2.0 HDI 90 (MBRHY, MCRHY)	07.96 -			ST	t	32-C87-F 	Payload [kg]: 475 Payload [kg]: 600					
	07.96 -				t	32-C88-F 	Payload [kg]: 475 Payload [kg]: 600					
	07.96 -				t	32-C89-F 	Payload [kg]: 765 Payload [kg]: 800					
	04.99 -				t	32-C90-F 	Payload [kg]: 765 Payload [kg]: 800					
	07.98 -				a	32-C87-0 	Payload [kg]: 475 Payload [kg]: 600					
	07.96 -				a	32-C88-0 	Payload [kg]: 475 Payload [kg]: 600					
	07.98 -				a	32-C89-0 	Payload [kg]: 765 Payload [kg]: 800					
	07.96 -				a	32-C90-0 	Payload [kg]: 765 Payload [kg]: 800					
	12.99 -											
								ST	t	32-C97-F =		
					a				32-C97-0			
									OHD	t	32-C97-F =	
					a					32-C97-0		
									Oī	t	32-C97-F =	
	a	32-C97-0										







<b>C15/C25/C32/C35</b>							
C32 Fourgonette	01.73 -			ST	a	27-321-0	
C35 Fourgonette	01.73 -				a	32-361-0	









<b>C15 (VD-_) 10.84 - 12.97</b>							
1.1 1.4 E, 44 kW 1.4	10.84 - 12.96			ST	t	32-641-F =	05.1988->
	05.87 - 12.96				a	27-044-0	->04.1988
	07.87 - 12.96				a	32-641-0	05.1988->
						89-009-0	05.1988->
				ST	a	36-192-0	
1.1 i	07.88 - 12.96			ST	t	32-641-F =	
					a	32-641-0	
						89-009-0	
				ST	a	36-192-0	
1.4 E, 40 kW	07.87 - 12.96			ST	a	27-044-0	->04.1988
							a
1.4 i	05.91 - 12.96			ST	t	32-641-F =	05.1988->
					a	32-641-0	05.1988->
						89-009-0	
				ST	a	36-192-0	05.1988->
1.8 Diesel	07.86 - 12.97			ST	t	32-641-F =	01.1985->
					a	32-641-0	01.1985->
						89-009-0	
						87-415-L	
				ST	a	36-192-0	









<b>EVASION (22) 06.94 -</b>								
2.0 2.0 Turbo C.T. 2.1 TD	06.94 -			ST	t	32-C83-F =	->Chass. 8891	
	06.94 -				a	32-C83-0	->Chass. 8891	
	05.96 -						87-413-L	
				ST	t	32-C85-F =	->Chass. 7608	
					a	32-C85-0	->Chass. 7608	





					t = turbo a = automatic e = eXtreme	<b>i</b>
<b>Article No.</b>						
<b>Citroen</b>						









<b>EVASION (22) 06.94 -</b>								
1.9 TD	11.94 -			ST	t	32-C83-F =	07.1995 - Chass. 8891	
					a	32-C83-0	07.1995 - Chass. 8891	
							87-413-L	
						ST	t	32-C85-F =
a	32-C85-0	07.1995 - Chass. 7608						






<b>EVASION (U6U) 05.97 -</b>							
1.8	05.97 -			ST	a	32-C84-0	->Chass. 8891
					t	32-C85-F =	->Chass. 7608
					a	32-C85-0	->Chass. 7608
2.0 2.0 16V 2.0 Turbo	05.97 - 05.98 - 04.00			ST	t	32-C83-F =	->Chass. 8891
					a	32-C83-0	->Chass. 8891
				ST	t	32-C85-F =	->Chass. 7608
							a
1.9 TD					a	32-C85-0	->Chass. 7608
2.1 TD					a	32-C85-0	->Chass. 7608

<b>JUMPY (U6U) 06.94 -</b>									
1.6 1.9 D, 1905 ccm 1.9 TD, 66 kW 1.9 TD, 68 kW	10.95 - 10.95 - 04.98			ST	t	32-C84-F =			
					a	32-C84-0			
							87-413-L		
						ST	t	32-C86-F =	->Chass. 7608
							a	32-C86-0	->Chass. 7608
							a	32-G19-0	Chass. 7609->
2.0 2.0 i 16V 1.9 D, 1868 ccm 2.0 HDi, 69 kW 2.0 HDi, 80 kW	04.00 - 03.00 - 04.98 - 10.99 - 03.00 -			ST	t	32-C84-F =			
					a	32-C84-0			
				ST	a	32-G19-0			













































<b>JUMPY Box 06.94 -</b>									
1.6 i 1.9 TD	10.95 - 10.95 -			ST	t	32-C84-F =			
					a	32-C84-0			
						ST	t	32-C86-F =	->Chass. 7608
									a
							a	32-G19-0	Chass. 7609->
2.0 i 16V 1.9 D 2.0 HDi	03.00 - 04.98 - 10.99 -			ST	t	32-C84-F =			
					a	32-C84-0			
				ST	a	32-G19-0			









<b>JUMPY Flatbed / Chassis 10.99 -</b>							
1.9 TD 2.0 HDi	10.99 - 10.99 -			ST	t	32-C84-F =	
					a	32-C84-0	
				ST	a	32-G19-0	






<b>SAXO (S0,S1) 05.96 -</b>							
1.6 i 16V	02.96 -			ST	t	32-C82-F =	
					a	32-C82-0	
				ST	t	27-A71-F =	
							a
1.0 X, 33 kW 1.0 X, 37 kW 1.1 X,SX, 40 kW 1.1 X,SX, 44 kW	05.96 - 05.98 - 05.96 - 05.96 -			ST	t	32-C82-F =	
					89-032-0		
1.4 VTS 1.6 VTL,VTR 1.6 VTS 1.5 D, 40 kW 1.5 D, 42 kW	05.96 - 05.96 - 06.96 - 09.96 - 09.96 -			ST	t	27-A70-F =	

					t = turbo a = automatic e = eXtreme	<b>i</b>
<b>Article No.</b>						







































## Citroen

VISA	09.78 - 03.91						
1.4 Challenger	02.84 - 12.88			ST	a	27-044-0	
1.4 Chrono	03.82 - 12.88			ST	a	32-A58-A =	
1.0	09.84 - 06.88			ST	a	27-044-0	
0.6, 24 kW	07.82 - 03.91			ST	a	27-044-0	
0.6, 25 kW	09.78 - 06.88			ST	a	32-776-0	
11 E, 35 kW	09.78 - 06.88			ST	a	27-044-0	07.1983 - 06.1984
11 E, 37 kW	07.82 - 03.91			ST	a	32-776-0	07.1983 - 06.1984
11 E, 42 kW	09.78 - 03.91			ST	a	27-044-0	->12.1988
14	07.84 - 03.91			ST	a	27-044-0	Equipment Variation: Typ TRS
						87-415-L	
				ST	a	32-776-0	->12.1988
							Equipment Variation: Typ TRS
14 GT, 55 kW	03.82 - 03.87			ST	a	27-044-0	07.1982 - 12.1988
14 GT, 58 kW	03.82 - 03.91					87-415-L	
				ST	a	32-A58-A =	07.1982->
							
16 GTI, 76 kW	01.85 - 06.86			ST	a	32-A36-F =Ⓢ	->12.1988
					a	32-A37-F =Ⓢ	->12.1988
						89-009-0	
				ST	a	32-A58-A =	->12.1988
16 GTI, 83 kW	06.86 - 03.91			ST	a	32-A36-F =Ⓢ	01.1985 - 12.1988
					a	32-A37-F =Ⓢ	01.1985 - 12.1988
						89-009-0	
				ST	a	32-A58-A =	01.1985 - 12.1988
17 D	04.84 - 03.91			ST	t	32-641-F =	->12.1988
					a	32-641-0	->12.1988
						89-009-0	
						87-415-L	
				ST	a	32-776-0	->12.1988































XSARA (N1)	04.97 -						
1.4 i	04.97 -			ST	t	32-C87-F =Ⓢ	
1.6 i	04.97 - 09.00				t	32-C88-F =Ⓢ	
1.8 i	04.97 - 09.00				a	32-C87-0 Ⓢ	
1.5 D	04.97 - 09.00				a	32-C88-0 Ⓢ	
1.8 D	04.97 - 09.00			ST	t	32-D97-F =	
1.9 D, 51 kW	07.98 -				a	32-D97-0	
1.9 D, 50 kW	04.97 - 09.00				t	27-A66-F =	
1.9 D, 55 kW	01.98 - 09.00				a	27-A66-0	
1.9 TD	04.97 - 09.00						
2.0 HDI 90	02.99 -						
1.8 i Aut.	04.97 - 09.00			ST	t	32-C87-F =Ⓢ	
					t	32-C88-F =Ⓢ	
					a	32-C87-0 Ⓢ	
					a	32-C88-0 Ⓢ	
				ST	t	32-D97-F =	
					a	32-D97-0	







					t = turbo a = automatic e = eXtreme	<b>i</b>
<b>Article No.</b>						
<b>Citroen</b>						

**XSARA (N1)****04.97 -**









1.8 i 16V	04.97 - 09.00			ST	t	32-C87-F 	not for equipment variation: GPL, VTS	
					t	32-C88-F 	not for equipment variation: GPL, VTS	
					t	32-C89-F 	Equipment Variation: GPL, VTS	
					t	32-C90-F 	Equipment Variation: GPL, VTS	
					a	27-D22-A 		
					a	32-C87-0 	not for equipment variation: GPL, VTS	
					a	32-C88-0 	not for equipment variation: GPL, VTS	
					a	32-C89-0 	Equipment Variation: GPL, VTS	
					a	32-C90-0 	Equipment Variation: GPL, VTS	
							ST	t
a	32-D97-0 							
OHD	t	27-A66-F 	not for equipment variation: VTS					
	a	27-A66-0 	not for equipment variation: VTS					
	t	32-C89-F 	not for equipment variation: VTS					
	t	32-C90-F 	not for equipment variation: VTS					
		ST	a	32-C89-0 	not for equipment variation: VTS			
			a	32-C90-0 	not for equipment variation: VTS			
			t	27-A66-F 	not for equipment variation: VTS			
			a	27-A66-0 	not for equipment variation: VTS			
			OHD	t	27-A66-F 			
				a	27-A66-0 			
		ST		t	32-C89-F 	<b>07.1997-&gt;</b> not for equipment variation: VTS		
			t	32-C90-F 	<b>07.1997-&gt;</b> not for equipment variation: VTS			
			a	32-C89-0 	<b>07.1997-&gt;</b> not for equipment variation: VTS			
			a	32-C90-0 	<b>07.1997-&gt;</b> not for equipment variation: VTS			
					ST	t	27-A66-F 	<b>07.1997-&gt;</b> not for equipment variation: VTS
						a	27-A66-0 	<b>07.1997-&gt;</b> not for equipment variation: VTS
OHD	t	27-A66-F 				<b>07.1997-&gt;</b>		
	a	27-A66-0 	<b>07.1997-&gt;</b>					

























**XSARA Estate (N2)****10.97 -**









1.4 i	10.97 -			ST	t	32-C87-F 		
					t	32-C88-F 		
1.6 i	10.97 - 09.00			ST	a	32-C87-0 		
1.8 i	10.97 - 09.00				a	32-C88-0 		
1.8 i Aut.	10.97 - 09.00			ST	t	32-D97-F 		
1.5 D	10.97 - 09.00				a	32-D97-0 		
1.8 D	10.97 - 09.00				OHD	t	27-A66-F 	
1.9 D, 51 kW	07.98 -					a	27-A66-0 	
1.9 D, 50 kW	10.97 - 09.00					t	32-C87-F 	not for equipment variation: GPL, VTS
1.9 D, 55 kW	01.98 - 09.00					t	32-C88-F 	not for equipment variation: GPL, VTS
1.9 TD	10.97 - 09.00			ST	t	32-C89-F 	Equipment Variation: GPL, VTS	
1.8 i 16V	10.97 - 09.00				t	32-C90-F 	Equipment Variation: GPL, VTS	
					a	32-C87-0 	not for equipment variation: GPL, VTS	
					a	32-C88-0 	not for equipment variation: GPL, VTS	
					a	32-C89-0 	Equipment Variation: GPL, VTS	
					a	32-C90-0 	Equipment Variation: GPL, VTS	
				ST	t	32-D97-F 		
a	32-D97-0 							
OHD	t				27-A66-F 			
	a	27-A66-0 						






















						t = turbo a = automatic e = eXtreme	<b>i</b>
<b>Article No.</b>							






# Citroen




























































<b>XSARA Estate (N2) 10.97 -</b>					
2.0 16V	07.98 - 09.00				
		<b>ST</b>	t	32-C89-F 	
			t	32-C90-F 	
			a	32-C89-0 	
			a	32-C90-0 	
		<b>ST</b>	t	27-A66-F =	
			a	27-A66-0	
		<b>OHD</b>	t	27-A66-F =	
			a	27-A66-0	







<b>XSARA Coupe (N0) 02.98 -</b>							
1.8 i	02.98 - 09.00						
		<b>ST</b>	t	32-C87-F 			
			t	32-C88-F 			
			a	32-C87-0 			
			a	32-C88-0 			
		<b>ST</b>	t	32-D97-F =			
			a	32-D97-0			
1.8 i 16V	02.98 - 09.00			<b>ST</b>	t	32-C89-F 	
					t	32-C90-F 	
					a	32-C89-0 	
					a	32-C90-0 	
		<b>ST</b>	t	32-D97-F =			
					a	32-D97-0	
2.0 i 16V	02.98 -			<b>ST</b>	t	32-C89-F 	
					t	32-C90-F 	
					a	32-C89-0 	
					a	32-C90-0 	
		<b>ST</b>	t	27-A67-F =			
					a	27-A67-0	

<b>XSARA PICASSO (N68) 12.99 -</b>					
1.6 1.8 16V 2.0 HDI	06.00 - 02.00 - 06.00 -				
		<b>ST</b>	t	30-A58-F 	
			t	30-A59-F 	
			a	30-A58-0 	
			a	30-A59-0 	
		<b>ST</b>	t	32-F40-F =	
				32-F40-0 =	











































<b>ZX (N2) 03.91 - 06.97</b>							
1.1	03.91 - 06.97						
		<b>ST</b>	t	32-A77-F 	->Chass. 5683		
			t	32-A77-F 	Chass. 5684->		
			t	32-A78-F 	Chass. 5684->		
			a	32-A77-0 	->Chass. 5683		
			a	32-A77-0 	Chass. 5684->		
			a	32-A78-0 	Chass. 5684->		
		<b>ST</b>	t	27-A66-F =			
				27-A66-0			
1.4 i	03.91 - 06.97			<b>ST</b>	t	32-A77-F 	->Chass. 5683
					t	32-A77-F 	Chass. 5684->
					t	32-A78-F 	Chass. 5684->
					a	32-A77-0 	->Chass. 5683
					a	32-A77-0 	Chass. 5684->
					a	32-A78-0 	Chass. 5684->
						87-415-L	
		<b>ST</b>	t	27-A66-F =			
				27-A66-0			

					t = turbo a = automatic e = eXtreme	<b>i</b>
<b>Article No.</b>						
<b>Citroen</b>						







ZX (N2)	03.91 - 06.97											
1.6 i	03.91 - 06.97			ST	t	32-A79-F  	->Chass. 5683					
					t	32-A79-F 	Chass. 5684->					
					t	32-A80-F 	Chass. 5684->					
					a	32-A79-0 	->Chass. 5683					
					a	32-A79-0 	Chass. 5684->					
					a	32-A80-0 	Chass. 5684->					
						87-415-L						
				ST	t	27-A66-F =						
					a	27-A66-0						
1.8 i	07.92 - 06.97			ST	t	32-A79-F  	->Chass. 5683					
					t	32-A79-F 	Chass. 5684->					
					t	32-A80-F 	Chass. 5684->					
					a	32-A79-0 	->Chass. 5683					
					a	32-A79-0 	Chass. 5684->					
					a	32-A80-0 	Chass. 5684->					
						87-415-L						
				ST	t	27-A66-F =						
					a	27-A66-0						
1.8 i 16V	01.96 - 06.97					87-415-L						
1.9 i	03.91 - 06.97			ST	t	32-A81-F  	->Chass. 5683					
					t	32-A82-F 	->Chass. 5683					
					t	32-A79-F 	Chass. 5684->					
					t	32-A80-F 	Chass. 5684->					
					a	32-A81-0 	->Chass. 5683					
					a	32-A82-0 	->Chass. 5683					
					a	32-A79-0 	Chass. 5684->					
					a	32-A80-0 	Chass. 5684->					
											87-415-L	
									ST	t	27-A67-F =	
					a	27-A67-0						
2.0 i	07.92 - 06.97			ST	t	32-A81-F  	->Chass. 5683 not for equipment variation: Volcane 16S					
					t	32-A82-F 	->Chass. 5683 not for equipment variation: Volcane 16S					
					t	32-A79-F 	Chass. 5684-> not for equipment variation: Volcane 16S					
					t	32-A80-F 	Chass. 5684-> not for equipment variation: Volcane 16S					
					t	32-A87-F 	Equipment Variation: Volcane 16S					
					t	32-A88-F 	Equipment Variation: Volcane 16S					
					a	32-A81-0 	->Chass. 5683 not for equipment variation: Volcane 16S					
					a	32-A82-0 	->Chass. 5683 not for equipment variation: Volcane 16S					
					a	32-A79-0 	Chass. 5684-> not for equipment variation: Volcane 16S					
					a	32-A80-0 	Chass. 5684-> not for equipment variation: Volcane 16S					
						87-415-L						
				ST	t	27-A67-F =						
					a	27-A67-0	not for equipment variation: Volcane 16S					
2.0 i 16V, 110 kW 2.0 i 16V, 112 kW 2.0 i 16V, 120 kW	06.94 - 06.97			ST	t	32-A87-F 						
	07.92 - 10.94				t	32-A88-F 						
	05.96 - 06.97						87-415-L					
				ST	t	27-A67-F =						

					t = turbo a = automatic e = eXtreme  <b>Article No.</b>	
---	---	---	---	---	---	---







# Citroen

<b>ZX (N2)</b>		<b>03.91 - 06.97</b>										
1.9 D, 47 kW 1.9 D, 50 kW	03.91 - 06.97 06.94 - 06.97			ST	t	32-A79-F 	->Chass. 5683					
					t	32-A77-F 	Chass. 5684-> for vehicles without ABS					
					t	32-A78-F 	Chass. 5684-> for vehicles without ABS					
					t	32-A79-F 	Chass. 5684-> for vehicles with ABS					
					t	32-A80-F 	Chass. 5684-> for vehicles with ABS					
					a	32-A79-0 	->Chass. 5683					
					a	32-A77-0 	Chass. 5684-> for vehicles without ABS					
					a	32-A78-0 	Chass. 5684-> for vehicles without ABS					
					a	32-A79-0 	Chass. 5684-> for vehicles with ABS					
					a	32-A80-0 	Chass. 5684-> for vehicles with ABS					
						87-415-L						
				ST	t	27-A66-F =						
					a	27-A66-0						
1.9 TD	07.92 - 06.97			ST	t	32-A79-F 	Chass. 5684->					
					t	32-A80-F 	Chass. 5684->					
					a	32-A79-0 	Chass. 5684->					
					a	32-A80-0 	Chass. 5684->					
							87-415-L					
									ST	t	27-A66-F =	Chass. 5684-> not for equipment variation: Volcane
										t	27-A67-F =	Chass. 5684-> Equipment Variation: Volcane
										a	27-A66-0	Chass. 5684-> not for equipment variation: Volcane
					a	27-A67-0	Chass. 5684-> Equipment Variation: Volcane					
<b>ZX Estate (N2)</b>		<b>10.93 - 10.97</b>										
1.4 i 1.8 i 1.8 i 16V 1.9 TD	10.93 - 10.97 10.93 - 10.97 01.96 - 02.98 10.93 - 10.97			ST	t	32-A79-F 	01.1994->					
					t	32-A80-F 	01.1994->					
					a	32-A79-0 	01.1994->					
					a	32-A80-0 	01.1994->					
							87-415-L					
				ST	t	27-A66-F =	01.1994->					
					a	27-A66-0	01.1994->					
1.6 i 1.9 D, 47 kW 1.9 D, 50 kW	10.93 - 10.97 10.93 - 10.97 06.94 - 10.97					87-415-L						
<b>2 CV</b>		<b>03.63 - 07.90</b>										
4, 12 kW	03.63 - 02.70			ST	a	27-791-0	01.1966->					
4, 17 kW	01.70 - 12.75			ST	a	27-747-0						
6, 18 kW	09.75 - 06.81			ST	a	27-791-0						
6, 20 kW	08.79 - 07.90											
6, 21 kW	02.70 - 10.85											
<b>ACADIANE</b>		<b>08.78 - 10.88</b>										
6, 22 kW	08.78 - 10.88			ST	a	27-250-0	->12.1983					
6, 23 kW	08.78 - 10.88											
<b>AMI</b>		<b>01.63 - 12.77</b>										
6 (AM, AMB) 8 (AM3)	01.63 - 05.68 07.69 - 12.77			ST	a	27-747-0						









						t = turbo a = automatic e = eXtreme	<b>i</b>
<b>Article No.</b>							<b>Citroen</b>







**AK**

AK 350	01.63 - 05.68			ST	a	27-747-0	
AK Lieferwagen	01.63 - 12.68						
AKS 400	09.70 - 06.76						
AKS 400	07.76 - 12.83			ST	a	27-250-0	
				ST	a	27-251-0	







**AMI Estate 05.68 - 12.77**

6 (AMB)	05.68 - 07.69			ST	a	27-747-0	01.1965->
8 (AM3)	07.69 - 12.77						
10 Super (AM3)	03.73 - 12.77			ST	a	27-250-0	
				ST	a	27-251-0	









**DYANE 08.67 - 10.84**

4, 13 kW	08.67 - 03.68			ST	a	27-791-0	01.1966->
4, 17 kW	04.68 - 07.75						
6, 21 kW	12.68 - 12.72						
6, 24 kW	05.72 - 12.80			ST	a	27-747-0	07.1975 - 06.1979
				ST	a	27-791-0	->06.1979













**LN**

LN	07.76 - 05.77			ST	a	32-328-0	
LN	06.77 -			ST	a	32-328-0	
				ST	a	32-142-0	















**LNA 11.76 - 10.86**

0.6, 24 kW	11.76 - 07.79			ST	a	27-044-0	11.1978->
				ST	a	32-142-0	11.1978->
0.6, 25 kW	07.82 - 04.85			ST	a	27-044-0	
0.6, 26 kW	11.78 - 07.82			ST	a	32-142-0	
1.1	07.82 - 04.85						











**MEHARI 05.68 - 10.87**







0.6, 19 kW	05.68 - 10.79			ST	a	27-747-0	07.1975->
				ST	a	27-791-0	
0.6, 21 kW	10.79 - 10.87			ST	a	27-747-0	
				ST	a	27-791-0	
4x4	10.79 - 10.87			ST	a	27-250-0	
				ST	a	27-251-0	

**C25 Bus (280\_,290\_) 07.81 - 02.94**

1.8 E	07.87 - 02.94			ST	a	36-627-0	01.1986->
				ST	a	32-866-0	
2.0 E	09.81 - 02.94			ST	a	36-603-1	->12.1985
2.5 D	10.85 - 02.94			ST	a	36-627-0	01.1986->
				ST	a	32-866-0	
2.0	02.91 - 02.94			ST	a	36-627-0	
1.9 D	07.87 - 02.94			ST	a	32-866-0	
2.5 D Turbo	08.87 - 02.94						





**C25 Box (280\_,290\_) 07.81 - 03.94**

2.0 E	09.81 - 03.94			ST	a	36-627-0	01.1986->
				a		36-603-1	11.1981 - 12.1985
				ST	a	32-866-0	01.1986->
2.0	02.91 - 03.94			ST	a	36-627-0	
				ST	a	32-866-0	





					t = turbo a = automatic e = eXtreme	<div style="display: flex; justify-content: space-between; align-items: center;"> <span>Article No.</span>  </div>
---	---	---	---	---	---	---

# Citroen





## C25 Flatbed / Chassis (280\_,290\_) 07.81 - 03.94

C25 D Chassis/Kabine 2.0	01.88 - 02.91 - 03.94			ST	a	36-627-0	
				ST	a	32-549-0	

## JUMPER Bus (230P) 02.94 -





2.0	02.94 -			ST	a	32-D30-0	
2.0 4X4	08.96 -						
1.9 TD, 66 kW	08.94 -			ST	a	32-D33-A =	
1.9 TD, 68 kW	02.94 -						
1.9 TD 4X4	08.96 -						
2.5 D	08.94 -						
2.5 D 4X4	08.96 -						
2.5 TD	08.94 -						
2.5 TD 4X4	08.96 -						
2.5 TDi	12.96 - 11.00						
2.5 TDi 4X4	12.96 - 11.00						

## JUMPER Box (230L) 02.94 -





2.0	03.94 -			ST	a	32-D30-0	Payload [kg]: 1000
1.9 D, 50 kW	07.99 -						Payload [kg]: 1400
1.9 D, 51 kW	02.94 -					32-D31-0	Payload [kg]: 1800
1.9 TD	03.94 -			ST	a	32-D32-A =	Payload [kg]: 1000
2.5 D	03.94 -						Payload [kg]: 1400
2.5 TD	03.94 -					32-D35-A =	Payload [kg]: 1800

# Dacia





## 1300 12.72 - 05.83

1.3	12.72 - 05.83			ST	a	32-389-4	
				ST	a	32-390-4	





## 1300 Estate 12.72 - 05.83







1.3	12.72 - 05.83			ST	a	32-389-4	
				ST	a	32-390-4	

## 1310 05.83 -

































1.3	05.83 -			ST	a	32-389-4	
				ST	a	32-390-4	







## 1310 Estate 05.83 -

1.3	05.83 -			ST	a	32-389-4	
				ST	a	32-390-4	

					t = turbo a = automatic e = eXtreme	
<b>Article No.</b>						

















# Daewoo

<b>ESPERO (KLEJ) 10.91 - 09.99</b>									
1.5 16V 1.8, 66 kW 1.8, 70 kW 2.0	02.95 - 06.99			ST	t	32-873-F =			
	02.95 - 09.99		a	32-578-1					
	02.95 - 06.99			87-033-A	with integrated ball bearing				
	02.95 - 06.99		89-003-0						
				ST	t	27-201-P =*			
			a	27-201-0					
		a	27-201-F =●						
<b>LANOS (KLAT) 05.97 -</b>									
1.4 1.5 1.6 16V	05.97 -			ST	t	32-873-F =			
	05.97 -		a	32-578-1					
	05.97 -			89-003-0					
				ST	t	27-201-P =*			
			a	27-201-0					
			a	27-201-F =●					
<b>LANOS Saloon (KLAT) 05.97 -</b>									
1.4 1.5	05.97 -			ST	t	32-873-F =			
	05.97 -		a	32-578-1					
				89-003-0					
				ST	t	27-201-P =*			
			a	27-201-0					
			a	27-201-F =●					
<b>NEXIA (KLETN) 02.95 - 08.97</b>									
1.5, 44 kW 1.5, 52 kW 1.5, 55 kW 1.5 16V 1.8	08.96 - 08.97			ST	t	32-873-F =			
	02.95 - 08.97		a	32-578-1					
	02.95 - 08.97			87-033-A	with integrated ball bearing				
	02.95 - 08.97		89-003-0						
	10.95 - 08.97			ST	t	27-201-P =*			
			a	27-201-0					
		a	27-201-F =●						
<b>NEXIA Saloon (KLETN) 02.95 - 08.97</b>									
1.5, 44 kW 1.5, 52 kW 1.5, 55 kW 1.5 16V 1.8	08.96 - 08.97			ST	t	32-873-F =			
	02.95 - 08.97		a	32-578-1					
	02.95 - 08.97			87-033-A	with integrated ball bearing				
	02.95 - 08.97		89-003-0						
	10.95 - 08.97			ST	t	27-201-P =*			
			a	27-201-0					
		a	27-201-F =●						
<b>TICO (KLY3) 02.95 -</b>									
0.8	02.95 -			ST	a	27-C20-0 ☺			
			a	27-C21-0 ☺					
				ST	a	27-C22-F =			







					t = turbo a = automatic e = eXtreme	
<b>Article No.</b>						

# Daihatsu

























## APPLAUSE I (A101, A111) 06.89 - 07.97

1.6 16V (A101), 66 kW 1.6 16V (A101), 77 kW	06.89 - 07.97			ST	a	32-C30-A 	
	06.89 - 07.97			ST	a	32-C31-A 	
1.6 16V 4WD (A111)	06.89 - 07.97			ST	a	32-C30-A 	
					a	32-C31-A 	
				ST	a	32-C34-A 	
					a	32-C35-A 	









## CHARADE II (G11, G30) 01.83 - 12.86

1.0 (G11)	10.83 - 03.87			ST	a	27-071-0 	
1.0 Turbo (G11)	10.83 - 03.87				a	27-072-0 	
1.0 D (G30)	10.83 - 03.87			ST	a	27-946-0	
1.0 TD (G30)	02.85 - 03.87						









## CHARADE III (G100, G101, G102) 01.87 - 01.93

1.0 (G100), 38 kW 1.0 (G100), 40 kW	03.87 - 12.92			ST	t	27-A36-A 	
	11.90 - 12.92				t	27-A37-A 	
1.0 (G100), 41 kW	04.89 - 12.92				a	27-A36-0 	
1.3 i (G102)	06.88 - 12.92				a	27-A37-0 	
1.0 D (G101) 1.0 TD (G101)	03.87 - 12.92			ST	t	27-B44-A 	
					t	27-B45-A 	
					a	27-B44-0 	
					a	27-B45-0 	
1.0 Turbo (G100)	03.87 - 10.90			ST	t	27-A36-A 	
					t	27-A37-A 	
				ST	t	27-B44-A 	
					t	27-B45-A 	
1.0 GTi (G100)	03.87 - 12.92			ST	t	27-A36-A 	
					t	27-A37-A 	











## CHARADE IV (G200) 01.93 -

1.3	09.96 -			ST	a	27-C82-A 	
1.3 16V, 55 kW	05.96 -				a	27-C83-A 	
1.3 16V, 62 kW	01.93 -			ST	a	32-E19-A 	
1.5 (G203)	01.96 -				a	32-E20-A 	
1.5 16V	01.97 -						
1.6 GTi	03.93 -						





## CHARADE IV Saloon (G200) 08.94 -






1.5	09.96 -			ST	a	27-C82-A 	
1.5 16V	08.94 -				a	27-C83-A 	
				ST	a	32-E19-A 	
					a	32-E20-A 	

## CHARMANT (A) 10.81 - 07.87







1.3 (A35)	11.81 - 07.87			ST	a	27-225-5	->07.1983
					a	32-872-F =	08.1983->
				ST	t	36-A34-0 =	
1.5 (A55)	09.81 - 07.83			ST	a	27-225-5	
					t	36-A34-0 =	
1.6 (A45)	12.81 - 09.84			ST	a	32-872-F =	
					t	36-A34-0 =	
1.6 (A60), 57 kW	09.85 - 07.87				t	36-A34-0 =	
1.6 (A60), 60 kW	05.86 - 07.87			ST			
1.6 (A60), 61 kW	08.83 - 07.87						

## CUORE III (L201) 08.90 - 12.94





0.8	10.90 - 12.94			ST	a	27-C76-0 	
					a	27-C77-0 	
					t	27-C78-0	

					t = turbo a = automatic e = eXtreme	<b>i</b>
<b>Article No.</b>						
<b>Daihatsu</b>						





**CUORE IV (L501) 01.95 - 11.96**

0.8	01.95 - 11.96			ST	a	27-C79-0 	
						27-C80-0 	
				ST	a	27-C81-0	->07.1996



















**FEROZA Soft Top (F300) 10.88 -**

1.6 16V 1.6 i 16V	10.88 - 10.88 -			ST	a	46-A30-0 	
						36-C12-0 	







**FEROZA Hard Top (F300) 10.88 -**

1.6 16V 1.6 i 16V	10.88 - 10.88 -			ST	a	46-A30-0 	
						36-C12-0 	





**GRAN MOVE (G3) 10.96 -**

1.5 16V (G303)	10.96 - 07.98			ST	a	32-F13-A 	
						32-F14-A 	
				ST	a	32-F15-A 	->09.1997 for vehicles with ABS
						32-F16-A 	->09.1997 for vehicles with ABS
						32-F15-A 	09.1997-> for vehicles without ABS
				32-F16-A 	09.1997-> for vehicles without ABS		
1.6 16V (G301)	05.98 -			ST	a	32-F13-A 	
						32-F14-A 	
				ST	a	32-F15-A 	for vehicles without ABS
				32-F16-A 	for vehicles without ABS		



**MOVE (L6,L9) 10.96 -**

0.8	10.96 -			ST	a	32-F17-A 	
						32-F18-A 	
				ST	a	27-D46-A	

**ROCKY Hard Top (F7, F8) 02.87 -**

2.8 D	12.87 -			ST	a	32-F24-A	05.1993-> Equipment Variation: F70, F75, F77
						32-F25-A	05.1993-> Equipment Variation: F70, F75, F77
2.8 TD	05.93 -			ST	a	32-F24-A	
						32-F25-A	

**TAFT 09.76 - 02.85**

2.8 D 4x4 (F60)	08.82 - 02.85			ST	a	27-C98-0	
-----------------	---------------	---	---	----	---	----------	--



t = turbo  
a = automatic  
e = eXtreme

Article No.



# Daimler

## 2.8 - 5.3






## 10.69 - 02.93

Sovereign 2.8	10.69 - 05.75		$\frac{1}{0}$	ST	a	36-302-0	->12.1986
Sovereign 3.4	05.75 - 12.78		$\frac{1}{0}$	ST	a	36-303-0	->12.1986
Sovereign 4.2, 124 kW	06.76 - 03.79		$\frac{1}{0}$				2 shock absorbers per wheel
Sovereign 4.2, 127 kW	09.73 - 03.79						
Sovereign 4.2, 137 kW	10.69 - 09.73						
Sovereign 4.2, 151 kW	03.79 - 10.86						
Double Six / Vanden 5.3, 186 kW	09.73 - 05.75						
Double Six / Vanden 5.3, 198 kW	07.72 - 09.73						
Double Six 5.3, 197 kW	07.81 - 02.93						
Double Six 5.3, 211 kW	05.75 - 07.81						
Double Six H.E. 5.3	07.81 - 10.86						







## XJ 40, 81

## 10.86 - 09.94





Sovereign 3.6, 136 kW	10.86 - 09.89		$\frac{1}{0}$	ST	a	36-146-0	
Sovereign 3.6, 145 kW	10.86 - 07.89		$\frac{1}{0}$	ST	a	36-800-6	
Sovereign 4.0	09.89 - 09.94		$\frac{1}{0}$		a	46-055-0	
Double Six 6.0	02.93 - 09.94						

					t = turbo a = automatic e = eXtreme	<b>i</b>
<b>Article No.</b>						
<b>Fiat</b>						

























**ARGENTA (132A) 05.77 - 03.87**

1600 i.e	04.81 - 12.85							87-388-L	
2000 Volumex	06.84 - 07.85								
2500 Turbodiesel	07.83 - 08.85								
1600	04.81 - 12.85			ST	a			27-538-9	09.1981->
2000, 1995 ccm	06.78 - 12.85							87-388-L	
2000, 1981 ccm	09.81 - 12.85								
2000 i.e.	06.81 - 07.86			ST	a			27-186-9	09.1981->
2500 Diesel	06.81 - 11.85								







**BARCETTA (183) 03.95 -**






1.8 16V	04.95 -			ST	a			32-D21-A =	
				ST	a			32-D22-A =	

**BRAVA (182) 10.95 - 10.01**











1.4 (182.BG)	10.95 - 10.01			ST	t			27-145-P =*	->Chass. 4085697
1.4 12 V (182.BA)	10.95 - 10.01				a			27-145-A =	->Chass. 4085697
1.6 16V (182.BH)	10.95 - 10.01				a			27-C16-A =	Chass. 4085698->
1.6 16V (182.BB)	02.96 - 10.01				a			27-C16-F =	Chass. 4085698->
								87-385-A	
								89-026-0	
				ST	t			32-104-P =*	
					a			32-104-K =	
1.8 GT 16V (182.BC)	10.95 - 10.01			ST	t			32-D23-F =	
1.9 TD 75 S (182.BF)	03.96 - 10.01				a			32-D23-A =	
1.9 TD 100 S (182.BF)	03.96 - 10.01							87-385-A	
								89-026-0	
				ST	t			32-104-P =*	
					a			32-104-K =	
2.0 20 V	12.98 -			ST	a			32-D25-A =	
					SP			33-067-A =	
				ST	a			32-D26-A =	
					SP			36-204-0 =	
1.9 D	10.95 - 10.01			ST	a			27-C16-A =	
					a			27-C16-F =	
								89-026-0	
								32-104-P =*	
					a			32-104-K =	
1.9 JTD 105	12.98 - 10.01			ST	t			32-D23-F =	
					a			32-D23-A =	
								89-026-0	
								32-104-P =*	
					a			32-104-K =	







**BRAVO (182) 10.95 - 10.01**













1.4 (182.AG)	10.95 - 10.01			ST	t			27-145-P =*	->Chass. 4085697
1.4 (182.AA)	10.95 - 10.01				a			27-145-A =	->Chass. 4085697
1.6 16V (182.AH)	10.95 - 10.01				a			27-C16-A =	Chass. 4085698->
1.6 16V (182.AB)	03.96 - 10.01				a			27-C16-F =	Chass. 4085698->
								87-385-A	
								89-026-0	
				ST	t			32-104-P =*	
					a			32-104-K =	

					t = turbo a = automatic e = eXtreme	<b>i</b>
<b>Article No.</b>						






## Fiat

BRAVO (182)	10.95 - 10.01						
1.8 GT (182.AC) 1.9 TD 75 S (182.AF) 1.9 TD 100 S (182.AF)	10.95 - 10.01 03.96 - 10.01 03.96 - 10.01			ST	t	32-D23-F =	
					a	32-D23-A =	
						87-385-A	
						89-026-0	
2.0 HGT 20V (182.AD)	10.95 - 07.98					87-385-A	
1.9 D	10.95 - 10.01			ST	a	27-C16-A =	
					a	27-C16-F =	
						89-026-0	
1.9 JTD 105	12.98 - 10.01			ST	t	32-D23-F =	
					a	32-D23-A =	
						89-026-0	
				ST	t	32-104-P =*	
					a	32-104-K =	









































CINQUECENTO (170)	07.91 - 01.98						
0.7 i (170AD) 0.9 i.e. S (170AF, 170CF)	07.94 - 01.98 07.91 - 01.98			ST	t	32-B26-F =	
					a	32-B26-0	
						87-171-A	with integrated ball bearing
						89-035-0	
0.7 (170AA) 0.9 (170AB) 0.9 i.e. (170AC)	12.91 - 01.96 07.91 - 12.93 07.91 - 12.93			ST	t	27-A91-F =	
					a	27-A91-0	
						89-035-0	
1.1 Sporting (170AH)	10.94 - 01.98					87-171-A	with integrated ball bearing

COUPE (FA/175)	11.93 -						
1.8 16V 2.0 16V	03.96 - 11.93 -			ST	a	32-764-A =	
						87-104-L	
2.0 20V, 108 kW	08.96 -			ST	a	32-805-A =	
2.0 20V, 113 kW	04.98 -					87-104-L	
2.0 16V Turbo	11.93 -			ST	a	32-759-A =	
						87-104-L	
2.0 20V Turbo	08.96 -			ST	a	33-115-A =	
						87-104-L	
					a	32-805-A =	



					t = turbo a = automatic e = eXtreme	<b>i</b>
<b>Article No.</b>					<b>Fiat</b>	

**CROMA (154)****12.85 - 12.96**

1600	12.85 - 12.90			ST	t	32-569-A =				
					t	32-569-P =●*				
					a	32-592-0				
						89-010-0				
							ST	t	32-571-P ▲=*	->10.1986
		t	32-682-P =*	11.1986->						
		a	32-570-0	->10.1986						
		a	32-571-A =●	->10.1986						
		a	32-656-0	11.1986->						
		a	32-682-A =	11.1986->						
				87-216-A						
				89-010-0						
2000 CHT (154.AC)	12.85 - 02.89			ST	t	32-569-A =				
					t	32-569-P =●*				
					a	32-592-0				
									87-214-A	with integrated ball bearing
									89-010-0	
				ST	t	32-571-P ▲=*	->10.1986			
		t			32-682-P =*	11.1986->				
		a			32-570-0	->10.1986				
		a			32-571-A =●	->10.1986				
		a			32-656-0	11.1986->				
a	32-682-A =	11.1986->								
				87-216-A						
				89-010-0						
2000 CHT 2500 V6	01.91 - 09.92 06.93 - 08.96					87-216-A				
2000 i.e. (154.AM)	03.86 - 09.90			ST	t	32-569-A =				
					t	32-569-P =●*				
					a	32-592-0				
									87-217-A	with integrated ball bearing
									89-010-0	
				ST	t	32-571-P ▲=*	->10.1986			
		t			32-682-P =*	11.1986->				
		a			32-570-0	->10.1986				
		a			32-571-A =●	->10.1986				
		a			32-656-0	11.1986->				
a	32-682-A =	11.1986->								
				87-216-A	->09.1986					
				89-010-0						
2000 i.e. (154.AM, 154.LM) 2000 i.e. (154.AD)	10.87 - 08.96 03.87 - 09.92			ST	t	32-569-A =				
					t	32-569-P =●*				
					a	32-592-0				
									87-217-A	with integrated ball bearing
									89-010-0	
				ST	t	32-682-P =*				
		a			32-656-0					
		a			32-682-A =					
								87-216-A		
								89-010-0		



t = turbo  
a = automatic  
e = eXtreme

Article No.








# Fiat
































## CROMA (154)

12.85 - 12.96



2000 16V	08.92 - 08.96			ST	t	32-569-A =				
					t	32-569-P =●*				
						89-010-0				
				ST	t	32-682-P =*				
					a	32-682-A =				
						87-216-A				
					89-010-0					
2000 i.e. Turbo (154.AM, 154.LM) 2000 i.e. Turbo	06.87 - 08.96			ST	t	32-569-A =				
	11.86 - 11.88				t	32-569-P =●*				
						87-217-A	with integrated ball bearing			
									89-010-0	
						ST	t	32-682-P =*		
							a	32-682-A =		
		87-216-A								
					89-010-0					
2000 i.e. Turbo (154.AM)	12.85 - 06.90			ST	t	32-569-A =				
					t	32-569-P =●*				
						87-217-A	with integrated ball bearing			
						89-010-0				
				ST	t	32-571-P ▲=*	->10.1986			
					t	32-682-P =*	11.1986->			
					a	32-571-A =	->10.1986			
					a	32-682-A =	11.1986->			
					87-216-A	->09.1986				
					89-010-0					
1900 Turbo D i.d. (154.LL, 154.PL)	05.89 - 10.92			ST	t	32-569-A =				
					t	32-569-P =●*				
					a	32-592-0				
				ST	t	32-682-P =*				
					a	32-656-0				
					a	32-682-A =				
					87-216-A					
					89-010-0					
1900 Turbo D i.d.	11.92 - 12.96			ST	t	32-569-A =				
					t	32-569-P =●*				
					a	32-592-0				
				ST	t	32-682-P =*				
					a	32-656-0				
					a	32-682-A =				
					87-214-A	with integrated ball bearing				
					89-010-0					

					t = turbo a = automatic e = eXtreme	<b>i</b>	<b>Article No.</b>	<b>Fiat</b>
---	---	---	---	---	---	----------	--------------------	-------------

**CROMA (154)**
**12.85 - 12.96**

2500 D	12.85 - 12.89			ST	t	32-569-A =					
					t	32-569-P =●*					
					a	32-568-1 ●					
					a	32-592-0					
							87-214-A	with integrated ball bearing			
							89-010-0				
							ST	t	32-571-P ▲=*	->10.1986	
		t	32-682-P =*	11.1986->							
		a	32-570-0	->10.1986							
		a	32-571-A =●	->10.1986							
		a	32-656-0	11.1986->							
		a	32-682-A =	11.1986->							
					87-216-A						
					89-010-0						
2500 TD (154.AE)	12.85 - 08.89			ST	t	32-569-A =					
					t	32-569-P =●*					
					a	32-568-1 ●					
					a	32-592-0					
							87-214-A	with integrated ball bearing			
							89-010-0				
							ST	t	32-571-P ▲=*	->10.1986	
		t	32-682-P =*	11.1986->							
		a	32-570-0	->10.1986							
		a	32-571-A =●	->10.1986							
		a	32-656-0	11.1986->							
		a	32-682-A =	11.1986->							
					87-216-A			->09.1986			
					89-010-0						
2500 TDE	12.91 - 08.96			ST	t	32-569-A =					
					t	32-569-P =●*					
					a	32-568-1 ●					
					a	32-592-0					
							89-010-0				
							ST	t	32-682-P =*		
					a			32-656-0			
		a	32-682-A =								
				87-216-A							
				89-010-0							
		2500 TD (154.LL, 154.PL)	05.89 - 08.96					ST	t	32-569-A =	
									t	32-569-P =●*	
						a	32-568-1				
						a	32-592-0				
						87-214-A	with integrated ball bearing				
						89-010-0					
						ST	t		32-682-P =*		
a				32-656-0							
a				32-682-A =							
					87-216-A						
					89-010-0						

**DUNA (146 B)**
**01.87 - 12.91**

60 1.1	01.87 - 12.91				87-388-L	
70 1.3	01.87 - 12.91					
DS 1.7	01.87 - 12.91					

						<p>t = turbo a = automatic e = eXtreme</p> <p style="text-align: center;"><b>Article No.</b></p>	
--	--	--	--	--	--	--	--

## Fiat

<b>DUNA Estate (146 B) 01.87 - 12.91</b>							87-388-L	
60 1.1	01.87 - 12.91							
70 1.3	01.87 - 12.91							
DS 1.7	01.87 - 12.91							

<b>FIORINO (127) 10.77 - 12.87</b>								
1.3 Diesel	01.82 - 06.83			ST	a		27-367-0	
	01.82 - 06.83			ST	a		27-373-0	
Furgone (Brasilien) Panorama (Brasilien)	07.82 - 12.87			ST	a		27-367-0	
	07.82 - 12.87			ST	a		27-375-0	
Pickup (Brasilien)	07.82 - 12.87			ST	a		27-375-0	
	07.82 - 12.87			ST	a		27-375-0	
Superfioreno (Europa)	07.82 - 06.83			ST	a		27-194-4	
	07.82 - 06.83			ST	a		27-375-0	
900	10.77 - 03.81			ST	a		27-194-4	
	10.77 - 03.81			ST	a		27-195-3	
1050	01.80 - 12.87			ST	a		27-367-0	->06.1983
	01.80 - 12.87			ST	a		27-373-0	->06.1983

<b>FIORINO (147) 01.80 - 04.88</b>								
1.0	12.86 - 04.88						87-388-L	
1.1 60	11.86 - 04.88							
1.3	12.87 - 08.93							
1.5	01.88 - 08.93							
1.7 Diesel, 42 kW	01.88 -							
1.7 Diesel, 44 kW	12.87 - 12.90							

<b>FIORINO Box (146 Uno) 05.88 -</b>								
60 1.1	05.88 - 12.93						87-388-L	
70 i.e. 1.4	10.89 -							
75 i.e. 1.6	10.93 -							
60 1.7 D, 42 kW	05.88 -							
60 1.7 D, 44 kW	05.88 -							

<b>MAREA (185) 09.96 -</b>								
1.4 80 12V	09.96 -			ST	t		32-D28-F =	
	09.96 -				a		32-D28-A =	
1.6 100 16V	09.96 -							
1.8 115 16V	09.96 -						87-385-A	
1.9 TD 75	09.96 -			ST	a		32-E15-A =	
	09.96 -							
1.9 TD 100	09.96 -			ST	a		32-E15-A =	
	09.96 -							
1.6 100 16V Bipower	04.99 -			ST	t		32-D28-F =	
	04.99 -				a		32-D28-A =	
2.0 150 20V, 108 kW	09.96 - 04.99			ST	t		32-E16-F =	
	01.01 -				a		32-E16-A =	
2.0 155 20V	04.99 - 01.01						87-385-A	
2.4 TD 125	09.96 - 04.99			ST	a		32-E15-A =	
2.4 JTD 130	04.99 -							

<b>MAREA Estate (185) 09.96 -</b>								
1.4 80 12V	09.96 -			ST	t		32-D28-F =	
	09.96 -				a		32-D28-A =	
1.6 100 16V	09.96 -							
1.8 115 16V	09.96 -						87-385-A	
1.9 TD 75	09.96 -			ST	a		32-E15-A =	
	09.96 -							
1.9 TD 100	09.96 -			ST	a		32-E15-A =	
	09.96 -							
2.0 150 20V	09.96 - 04.99			ST	t		32-E16-F =	
	09.96 - 04.99				a		32-E16-A =	
2.4 TD 125	09.96 - 04.99						87-385-A	
				ST	a		32-E15-A =	



t = turbo  
a = automatic  
e = eXtreme

Article No.



**Fiat**

**MULTIPLA (186)**

**04.99 -**

1.6 16V Blupower (186AMA1A) 1.6 16V Bipower (186AMB1A)	04.99 -			ST	a	32-E06-A =		
	04.99 -						87-663-A	
1.6 16V Bipower 1.9 JTD 110	10.01 - 03.01 -			ST	a	32-E07-A =		
							87-663-A	
1.6 100 16V (186AXA1A)	04.99 -			ST	a	32-E05-A =	not for equipment variation: SX GPL Equipment Variation: SX GPL	
					a	32-E06-A =		
							87-663-A	
						ST	a	32-E07-A =
1.9 JTD 105 (186AXB1A)	04.99 -			ST	a	32-E05-A =		
							87-663-A	
						ST	a	32-E07-A =

**PALIO**






**04.96 -**

1.0, 45 kW 1.0, 56 kW 1.2 1.5 1.6 16V 1.7 TD	04.96 -			ST	a	32-E90-A =	
	04.96 -						
	06.98 -						
	04.96 - 06.98						
	04.96 -						
1.4 1.4 CAT	04.96 -			ST	a	32-E90-A =	
	04.96 -					ST	a









**PANDA (141A\_)**









**03.80 -**





















650	01.82 -			ST	t	27-961-F =	->01.1986		
					a	27-961-2	->01.1986		
						27-961-6	->01.1986		
						ST	a	27-253-1	->01.1986
750 (141AA)	01.86 - 01.95			ST	t	27-961-F =	02.1986->		
					a	27-961-2	02.1986->		
							87-173-A	->12.1992	
						ST		27-961-6	02.1986->
						ST	t	27-603-A =	02.1986->
800 900, 33 kW	02.81 - 12.85 09.82 - 12.85			ST	t	27-961-F =			
					a	27-961-2			
						ST		27-961-6	
900, 29 kW 1000 CAT 1300 D	04.92 - 12.96 10.87 - 08.98 04.86 - 12.92			ST	t	27-961-F =			
					a	27-961-2			
							87-173-A		
						ST		27-961-6	
						ST	t	27-603-A =	
1000 4X4, 32 kW 1000 4X4, 37 kW 1100 Trekking 4X4 1100 4X4	01.86 - 07.89 01.86 - 12.92 10.91 - 02.95 -			ST	a	27-C40-A =			
						ST	a	27-B43-0	
1000, 32 kW	01.86 - 04.92			ST	t	27-961-F =			
					a	27-961-2			
							87-173-A		
						ST		27-961-6	
						ST	t	27-603-A =	
		a	27-603-0						






					t = turbo a = automatic e = eXtreme	<b>Article No.</b> <span style="font-size: 2em; vertical-align: middle;">i</span>
---	---	---	---	---	---	---






# Fiat

















<b>PANDA (141A_) 03.80 -</b>							
1000 4X4, 33 kW	10.87 - 05.91			ST	a	27-C40-A =	
						87-173-A	
1000, 37 kW	01.85 - 12.92			ST	a	27-B43-0	
						27-961-F =	02.1986->
				a	27-961-2	02.1986->	
				ST		27-961-6	02.1986->
1100 Selecta, 37 kW 1100 Selecta, 40 kW	03.92 - 02.95 -			ST	t	27-961-F =	09.1995->
						a	27-961-2
				ST		27-961-6	09.1995->
				ST	t	27-603-A =	09.1995->
		a	27-603-0	09.1995->			
















<b>PANDA Box 01.86 -</b>							
750	01.86 - 07.92			ST	t	27-961-F =	02.1986 - 12.1992
						a	27-961-2
				ST		27-961-6	02.1986 - 12.1992
				ST	t	27-603-A =	02.1986 - 12.1992
		a	27-603-0	02.1986 - 12.1992			
1000	01.86 - 02.92			ST	t	27-961-F =	->07.1989
						a	27-961-2
				ST		27-961-6	->07.1989
				ST	t	27-603-A =	->07.1989
		a	27-603-0	->07.1989			














<b>PUNTO (176) 09.93 - 09.99</b>							
1.1 i 55 (Ost-Europa)	09.93 - 09.99			ST	t	27-B10-F =	
						a	27-B10-0
1.6 i Sporting	09.93 - 03.97			ST	t	27-B10-F =	
						a	27-B10-0
1.6 i Sporting	04.97 - 09.99			ST	a	36-151-0 =	
						36-152-0 =	
55 1.1 60 1.2, 43 kW 60 1.2, 44 kW 75 1.2 90 1.6	09.93 - 09.99			ST	t	27-B10-F =	
	01.94 - 09.99					a	27-B10-0
	03.94 - 09.99					87-164-A	
	01.94 - 09.99			ST	a	36-152-0 =	->03.1997
01.94 - 04.97			a	36-211-0 =	04.1997->		
1.4 GT Turbo, 96 kW	09.96 - 09.99			ST	a	32-B77-F =	
						36-151-0 =	
1.4 GT Turbo, 98 kW	01.94 - 09.96			ST	a	32-B77-F =	
						87-164-A	
				ST	a	36-151-0 =	
1.7 D	04.94 - 09.97			ST	a	32-B77-F =	09.1996 - 03.1997
						36-152-0 =	09.1996 - 03.1997
60 TD 1.7	09.96 - 09.99			ST	a	32-B77-F =	
						36-152-0 =	->03.1997
				a	36-211-0 =	04.1997->	








					t = turbo a = automatic e = eXtreme	<b>i</b>
<b>Article No.</b>						
<b>Fiat</b>						

























<b>PUNTO (176)</b>		<b>09.93 - 09.99</b>					
1.7 TD, 51 kW	01.94 - 09.99			ST	a	32-B77-F =	
1.7 TD, 52 kW	01.94 - 09.99					87-164-A	
				ST	a	36-152-0 =	->03.1997
					a	36-211-0 =	04.1997->













<b>PUNTO Convertible (176C)</b>		<b>04.94 - 06.00</b>					
60 1.2, 43 kW	04.94 - 06.00			ST	t	27-B10-F =	->03.1997
60 1.2, 44 kW	05.95 - 06.00					27-B10-0	->03.1997
						87-164-A	
				ST	a	36-152-0 =	->03.1997
85 16V 1.2	04.97 - 06.00			ST	t	27-B10-F =	->09.1999
					a	27-B10-0	->09.1999
90 1.6	04.94 - 04.97			ST	t	27-B10-F =	
						27-B10-0	
						87-164-A	
				ST	a	36-152-0 =	
1.6 i	05.97 - 09.99			ST	t	27-B10-F =	
					a	27-B10-0	


























<b>PUNTO (188)</b>		<b>09.99 -</b>					
1.2 60 (188.030, .050, .130, .150, .230, .250)	09.99 -			ST	t	30-A75-F =	
						30-A75-A =	
				ST	t	27-D84-F =	
					a	27-D84-A =	
1.2 16V 80 (188.233, .253, .235, .255, .333, .353, .639, .63)	09.99 -			ST	t	30-A75-F =	
					a	30-A75-A =	
						32-G05-F =	
					a	32-G05-A =	
				ST	t	27-D84-F =	
					a	27-D84-A =	
						27-D84-F =	
					a	27-D84-A =	
1.8 16V 130 HGT (188.738)	09.99 -			ST	t	32-G05-F =	
1.9 DS 60 (188.031, .051, .231, .251)	09.99 -				a	32-G05-A =	
1.9 JTD 80 (188.237, .257, .337, .357)	09.99 -			ST	t	27-D84-F =	
					a	27-D84-A =	

<b>REGATA (138)</b>		<b>09.83 - 12.90</b>					
70 1.3	09.83 - 07.89			ST	a	27-231-F =	
75 1.5	12.83 - 12.87					87-168-A	
85 Super 1.5	09.83 - 04.85					89-005-0	
100 Super 1.6	10.83 - 07.89						
60 Diesel 1.7, 44 kW	05.85 - 03.89			ST	a	27-478-0	
60 Diesel 1.7, 43 kW	09.83 - 12.86				a	27-478-F =	
65 Diesel 1.9	04.84 - 07.89						
80 Turbo Diesel 1.9	05.86 - 07.89						
60	09.83 - 12.90			ST	a	27-231-F =	
65	04.83 - 12.90					89-005-0	
90 i.e. 1.6	01.87 - 07.89			ST	a	27-478-0	
					a	27-478-F =	
75 i.e. 1.5	07.85 - 07.89					87-168-A	
85 1.5	05.85 - 12.87						
85 1.6	10.83 - 12.85						
100 1.6	10.85 - 12.90						






						t = turbo a = automatic e = eXtreme	 <b>Article No.</b>
<b>Fiat</b>							





<b>REGATA Estate</b>		<b>01.84 - 06.91</b>						
70 1.3 65 Diesel 1.9	01.84 - 07.89 04.84 - 07.89			ST	a	27-231-F =	09.1984->	
							87-168-A	
							89-005-0	
					ST	a	32-277-A =	07.1986->
75 1.5 100 1.6 (RF)	09.84 - 07.89 09.84 - 12.86			ST	a	27-231-F =		
							87-168-A	
							89-005-0	
					ST	a	32-277-A =	07.1986->
90 i.e. 1.6	01.87 - 07.89			ST	a	27-231-F =		
							87-168-A	
							89-005-0	
60 Diesel 1.7	01.84 - 12.89					87-168-A		
80 Turbo Diesel 1.9	05.86 - 07.89			ST	a	27-231-F =		
							87-168-A	
							89-005-0	
					ST	a	32-277-A =	





























<b>RITMO Bertone Convertible</b>		<b>01.80 - 07.89</b>						
105 TC 100 1.6, 77 kW	06.85 - 12.88 10.85 - 12.87			ST	a	27-231-F =		
							89-005-0	
85 1.5, 60 kW 85 1.5, 63 kW	03.83 - 12.86 01.80 - 07.89			ST	a	27-231-F =		
							89-005-0	
					ST	a	27-478-0 27-478-F =	
100 1.6, 74 kW	10.85 - 12.87			ST	a	27-231-F =		
							87-168-A	
							89-005-0	























<b>RITMO I (138A)</b>		<b>01.78 - 05.87</b>						
60 1.0 75 1.3 75 1.5 85 1.5	09.78 - 09.82 01.81 - 09.82 01.78 - 10.82 01.81 - 09.82			ST	a	27-935-0		
							87-173-A	
							89-005-0	
55 Diesel 1.7, 40 kW 55 Diesel 1.7, 43 kW	10.79 - 09.82 10.79 - 09.82			ST	a	27-478-0		
							27-478-F =	
65 1.3	01.78 - 09.82			ST	a	27-935-0	10.1978->	
							87-173-A	
							89-005-0	
					ST	a	27-478-0	10.1978->
							27-478-F =	10.1978->
70 1.3	11.83 - 08.85			ST	a	27-231-F =		
							89-005-0	
					ST	a	27-478-0 27-478-F =	
75 i.e. 1.5	10.85 - 05.87			ST	a	27-231-F =		
							87-168-A	
							89-005-0	
					ST	a	27-478-0 27-478-F =	




















					t = turbo a = automatic e = eXtreme	<b>i</b>
<b>Article No.</b>						
<b>Fiat</b>						






<b>RITMO I (138A)</b>		<b>01.78 - 05.87</b>								
105 Sport 1.6	05.81 - 12.82			ST	a	27-935-0				
							87-173-A			
							89-005-0			

<b>RITMO II (138A)</b>		<b>10.82 - 12.88</b>								
100 S	06.85 - 12.88			ST	a	27-231-F =				
							89-005-0			
60 1.1, 40 kW 60 1.1, 43 kW 70 1.3 75 1.5 CAT	10.82 - 10.85 04.85 - 12.87 01.83 - 04.85 09.85 - 12.88			ST	a	27-231-F =				
							87-168-A			
							89-005-0			
					ST	a	27-478-0			
85 1.5, 58 kW 85 1.5, 60 kW 60 Diesel 1.7, 43 kW 60 Diesel 1.7, 44 kW 80 Turbo Diesel 1.9	08.85 - 05.87 01.83 - 12.87 10.82 - 10.85 05.85 - 12.87 12.85 - 12.87			ST	a	27-478-F =				
										
					ST	a	27-231-F =			
							87-168-A			
65	10.82 - 05.87			ST	a	27-231-F =				
							89-005-0			
					ST	a	27-478-0			
100 1.6	01.83 - 12.87			ST	a	27-231-F =				
							87-168-A			
							89-005-0			
105 1.6	01.83 - 12.87			ST	a	27-231-F =		Equipment Variation: TC, Sport		
							87-168-A			
							89-005-0			





<b>SCUDO Estate (220P)</b>		<b>02.96 -</b>								
1.6 1.9 D, 1905 ccm 1.9 TD Eco 1.9 TD	02.96 - 02.96 - 04.98 02.96 - 02.96 -			ST	t	32-C84-F =				
							a 32-C84-0			
					ST	t	87-444-R 			
							  87-444-A   87-413-L			
2.0 16V 1.9 D, 1868 ccm 2.0 JTD	06.00 - 04.98 - 12.99 -			ST	t	32-C86-F =		->VETT No. 7608		
							a 32-C86-0		->VETT No. 7608	
					ST	t	32-G19-0		VETT No. 7686->	
							a 32-C86-F =		->VETT No. 7608	
2.0 JTD	12.99 -			ST	t	32-C86-F =		->VETT No. 7608		
							a 32-C86-0		->VETT No. 7608	
					ST	t	32-G19-0		VETT No. 7686->	

<b>SCUDO Box (220L)</b>		<b>02.96 -</b>								
1.6 1.9 D 1.9 TD, 66 kW 1.9 TD, 68 kW 2.0 JTD	02.96 - 02.96 - 02.96 - 02.98 - 12.99 -			ST	t	32-C84-F =				
							a 32-C84-0			
					ST	t	32-C86-F =		->VETT No. 7608	
							a 32-C86-0		->VETT No. 7608	
2.0 JTD	12.99 -			ST	t	32-G19-0		VETT No. 7686->		
							a 32-G19-0		VETT No. 7686->	





<b>SEICENTO (187)</b>		<b>01.98 -</b>								
0.9 (187AXA, 187AXA1A) 1.1 (187AXB, 187AXB1A)	01.98 - 01.98 -			ST	t	30-A57-F =				
							a 30-A57-0			
					ST	t	27-D54-F =			
1.1 (187AXB, 187AXB1A)	01.98 -			ST	t	27-D54-0				
							a 27-D54-0			

					t = turbo a = automatic e = eXtreme	<b>i</b>
<b>Article No.</b>						
<b>Fiat</b>						

























































**SEICENTO (187) 01.98 -**






0.9 1.1	01.98 - 01.98 -			ST	t	32-B26-F =		
					a	32-B26-0		
					ST	t	27-D54-F =	
						a	27-D54-0	

**SIENA 04.96 -**





1.0 1.2 1.4 1.4 CAT 1.6 16V	09.98 - 09.98 -			ST	a	32-E90-A =		
					a	32-E90-A =		
					ST	a	30-A74-A =	
						a	30-A74-A =	

**TEMPRA (159) 03.90 - 08.97**





















































1.4 i.e. (159.AC, 159.AX)	03.92 - 08.96			ST	t	27-145-P =*			
					a	27-145-A =			
						t	87-220-R 		
						a	87-220-A  87-104-L 		
					t	87-221-R 			
					a	87-221-A  87-104-L 			
				89-026-0					
				ST	t	32-104-P =*			
					a	32-104-K =			
		1.4 i.e. (159.AC)	03.91 - 08.96			ST	t	27-145-P =*	
							a	27-145-A =	
									89-026-0
					ST	t	32-104-P =*		
						a	32-104-K =		
									
1.6 i.e. (159.AS, 159.AT) 1.6 i.e. (159.AE) 1.6 i.e. (159.AJ), 66 kW	06.92 - 08.96 06.90 - 07.92 06.94 - 08.96			ST	t	27-145-P =*			
					a	27-145-A =			
						t	87-220-R 		
						a	87-220-A  87-104-L 		
					t	87-221-R 			
					a	87-221-A  87-104-L 			
				89-026-0					
					ST	t	32-104-P =*		
						a	32-104-K =		
		1.6 1.6 i.e. (159.AJ), 63 kW	03.90 - 04.93 06.94 - 08.96			ST	t	27-145-P =*	
							a	27-145-A =	
									89-026-0
					ST	t	32-104-P =*		
						a	32-104-K =		
									
1.8 i.e. (159.AZ) 1.8 i.e. (159.BY) 1.8 i.e. (159.AV) 2.0 i.e. (159.AP) 1.9 D (159.AG) 1.9 TD (159.AQ) 1.9 TD (159.CU, 159.AU, 159.AI, 159.BI)	09.93 - 08.96 10.94 - 08.96 09.93 - 08.96 10.90 - 08.96 07.91 - 08.96 07.92 - 08.96 05.90 - 08.96			ST	t	32-295-P =*			
					a	32-295-D =			
						t	87-220-R 		
						a	87-220-A  87-104-L 		
					t	87-221-R 			
					a	87-221-A  87-104-L 			
				89-026-0					
					ST	t	32-104-P =*		
						a	32-104-K =		
		1.8 i.e. (159.AN), 77 kW	03.92 - 08.96				t	87-220-R 	
							a	87-220-A  87-104-L 	
							t	87-221-R 	
a	87-221-A 								

					t = turbo a = automatic e = eXtreme	<b>i</b>
<b>Article No.</b>						
<b>Fiat</b>						

**TEMPRA (159) 03.90 - 08.97**

1.8 i.e. (159.AN), 81 kW	03.90 - 08.96			ST	t	32-295-P =*	
					a	32-295-D =	
				ST	t	32-104-P =*	
					a	32-104-K =	

**TEMPRA Estate (159) 03.90 - 08.97**

1.4 i.e. (159.AC, 159.AX) 1.6 i.e. (159.AS, 159.AT) 1.6 i.e. (159.AE)	10.92 - 08.96 10.92 - 08.96 10.90 - 08.96			ST	a	27-145-A =				
						a	87-220-R    87-220-A  87-104-L			
						a	87-221-R    87-221-A  87-104-L			
		ST	a	32-476-A =						
			a	27-145-A =						
1.4 1.4 i.e. (159.AC) 1.6	01.90 - 12.96 03.91 - 08.96 05.93 - 12.96			ST	a	27-145-A =				
							ST	a	32-476-A =	
										ST
	a	87-220-R    87-220-A  87-104-L	a	87-221-R    87-221-A  87-104-L						
					a	32-476-A =				
1.8 i.e. (159.AZ)	09.93 - 08.96			ST	a	32-295-D =				
						a	87-220-R    87-220-A  87-104-L	a	87-221-R    87-221-A  87-104-L	
										a
1.8 i.e. (159.BY) 1.8 i.e. (159.AV) 1.8 i.e. (159.AN), 77 kW 1.8 i.e. (159.AN), 81 kW 2.0 i.e. (159.AP) 1.9 D (159.AG) 1.9 TD (159.AQ) 1.9 TD (159.AI, 159.BI, 159.CU, 159.AU)	10.94 - 08.96 09.93 - 08.96 03.92 - 12.93 03.90 - 08.96 01.91 - 03.95 07.91 - 08.96 03.92 - 06.93 07.91 - 02.95			ST	a	32-295-D =				
						a	87-220-R    87-220-A  87-104-L	a	87-221-R    87-221-A  87-104-L	
										a
							ST	a	32-295-D =	
		a	32-657-A =							



t = turbo  
a = automatic  
e = eXtreme

Article No.












































































# Fiat






TIPO (160)

07.87 - 04.95

















1.1 (160.AA)	01.88 - 10.91			ST	t	27-145-P =*							
					a	27-145-A =							
					▶	t	32-295-P =*						
						a	32-295-A =						
										87-220-R Ⓢ			
										↔ Ⓢ 87-220-A			
										⊗ 87-104-L			
										87-221-R Ⓢ			
					↔ Ⓢ 87-221-A								
					⊗ 87-104-L								
					89-026-0								
				ST	t	32-104-P =*							
					a	32-104-K =							
					▶	t	32-104-P =*						
						a	32-104-K =						
									ST	t	32-104-P =*		
										a	32-104-K =		
1.4 i.e. (160.AP, 160.AD, 160.EA)	05.89 - 04.95			ST	t	27-145-P =*							
					a	27-145-A =							
					▶	t	32-295-P =*	->12.1989					
						a	32-295-A =	->12.1989					
										87-220-R Ⓢ			
										↔ Ⓢ 87-220-A			
										⊗ 87-104-L			
										87-221-R Ⓢ			
					↔ Ⓢ 87-221-A								
					⊗ 87-104-L								
					89-026-0								
				ST	t	32-104-P =*							
					a	32-104-K =							
					▶	t	32-104-P =*	->12.1989					
						a	32-104-K =	->12.1989					
					1.4 (160.AC) 1.6 i.e. (160.A1, 160.EC, 160.EB) 1.6 i.e. (160.AF) 1.6 (160.AE) 1.6 i.e.	07.87 - 12.89 10.92 - 04.95 07.90 - 01.93 01.88 - 10.91 02.88 - 05.91			ST	t	27-145-P =*		
										a	27-145-A =		
▶	t	32-295-P =*											
	a	32-295-A =											
										87-220-R Ⓢ			
										↔ Ⓢ 87-220-A			
										⊗ 87-104-L			
										87-221-R Ⓢ			
↔ Ⓢ 87-221-A													
⊗ 87-104-L													
					89-026-0								
				ST	t	32-104-P =*							
					a	32-104-K =							
					▶	t	32-104-P =*						
						a	32-104-K =						
					1.4 i.e.	05.89 - 04.95			ST	t	27-145-P =*		
										a	27-145-A =		
▶	t	32-295-P =*	->12.1989										
	a	32-295-A =	->12.1989										
				ST						t	32-104-P =*		
										a	32-104-K =		
										▶	t	32-104-P =*	->12.1989
											a	32-104-K =	->12.1989









					t = turbo a = automatic e = eXtreme	<b>i</b>
<b>Article No.</b>						
<b>Fiat</b>						









TIPO (160)	07.87 - 04.95						
1.8 i.e., 66 kW 1.8 i.e. (160.AM)	09.93 - 04.95			ST	a	32-295-D =	
						87-220-R    87-220-A  87-104-L	
	10.94 - 04.95			ST	a	87-221-R    87-221-A  87-104-L	
						32-104-P =* 32-104-K =	
1.8 i.e. (160.ED) 2.0 i.e. (160.AJ) 2.0 i.e. (160.AT, 160.AJ)	04.93 - 04.95			ST	a	32-295-D =	
						87-220-R    87-220-A  87-104-L	
	06.90 - 03.92			ST	a	87-221-R    87-221-A  87-104-L	
						32-104-P =* 32-104-K =	
1.8 i.e. (160.AY) 1.8 i.e., 81 kW	10.90 - 06.93			ST	a	32-295-D =	10.1992->
						87-220-R    87-220-A  87-104-L	
	10.90 - 06.93			ST	t	32-104-P =*	10.1992->
					a	32-104-K =	10.1992->
1.8 i.e.16V Sport	11.89 - 06.92			ST	t	32-295-P =*	
					a	32-295-A =	
				ST	t	32-104-P =*	
					a	32-104-K =	
2.0 i.e. 16V Sport (160.EF) 2.0 16V (160.AV)	03.93 - 04.95			ST	a	32-295-D =	
						87-220-R    87-220-A  87-104-L	
	07.91 - 04.95			ST	a	87-221-R    87-221-A  87-104-L	
						32-522-A =	
1.7 D (160.AG), 43 kW	01.88 - 10.94			ST	t	27-145-P =*	
					a	27-145-A =	
				ST		87-220-R    87-220-A  87-104-L	->10.1991
						87-221-R    87-221-A  87-104-L	->10.1991
				ST		89-026-0	
					t	32-104-P =*	
			ST	a	32-104-K =		
				t	27-145-P =*		
1.7 D (160.AG), 45 kW	01.88 - 10.95			ST	t	27-145-A =	
					a	89-026-0	
				ST	t	32-104-P =*	
					a	32-104-K =	






					t = turbo a = automatic e = eXtreme	<b>i</b>
<b>Article No.</b>						












































## Fiat







TIPO (160)	07.87 - 04.95							
1.9 D	07.91 - 08.96			ST	t	27-145-P =*		
					a	27-145-A =		
							87-220-R ⊕	
							87-220-A ⊕ 87-104-L ⊕	
1.9 TD (160.AW)	03.92 - 06.93			ST	t	32-295-P =*		
					a	32-295-A =		
							87-220-R ⊕	
							87-220-A ⊕ 87-104-L ⊕	
1.9 TD (160.EL, 160.GL, 160.AQ, 160.EI, 160.AR)	09.90 - 04.95			ST	t	32-295-P =*	->12.1993	
					a	32-295-A =	->12.1993	
					a	32-295-D =	01.1994->	
							87-220-R ⊕	
	87-220-A ⊕ 87-104-L ⊕							
				ST	t	32-104-P =*		
					a	32-104-K =		
							87-221-R ⊕	
							87-221-A ⊕ 87-104-L ⊕	

ULYSSE (220)	06.94 -							
1.8 (220.BB5) 2.0 (220.AC5) 2.0 Turbo (220.AD5) 1.9 TD (220AH5) 2.1 TD	05.97 - 06.94 - 06.94 - 02.95 - 03.96 - 10.99			ST	t	32-C83-F =		
					a	32-C83-0 =		
							87-444-R ⊕	
							87-444-A ⊕ 87-413-L ⊕	
				ST	t	32-C85-F =		
					a	32-C85-0 =		
							87-445-R ⊕	
							87-445-A ⊕ 87-413-L ⊕	







UNO (146A)	01.83 -							
45.9 50 1.1, with 2 way catalyst 55 1.1 60 1.1 (146A.EG) 70 1.3, 48 kW 70 1.3, 50 kW 75 i.e. 1.5 1.3 Super Diesel 60 Diesel 1.7, 44 kW	03.83 - 09.92 01.86 - 12.89 01.83 - 08.89 05.85 - 08.89 05.85 - 08.89 01.83 - 04.85 10.85 - 12.93 06.83 - 03.92 07.86 - 08.89			ST	t	27-542-P =		
					a	27-169-2 =		
							87-388-R	
							87-388-A ⊕ 87-388-L ⊕	
				ST	t	27-117-P =*		
					a	36-109-0 =		
							89-005-0	
							87-191-A	



					t = turbo a = automatic e = eXtreme	<b>i</b>
<b>Article No.</b>						
<b>Fiat</b>						



UNO (146A)	01.83 -											
45 1.0 (146A.ED), 32 kW	06.86 - 12.93			ST	t	27-542-P =						
				a	27-169-2 =							
						87-388-R	->09.1992					
				87-388-A								
				87-388-L								
			ST	t	27-117-P =*							
			a	36-109-0 =								
					87-191-A	->09.1992						
45 i.e. 1.0	08.85 - 09.92			ST	t	27-542-P =						
				a	27-169-2 =							
						87-388-R	->09.1992					
				87-388-A								
				87-388-L								
			ST	t	27-117-P =*							
			a	36-109-0 =								
					87-191-A	->09.1992						
45 1.0 (146A.ED), 37 kW	06.86 - 12.93			ST	t	27-542-P =						
				a	27-169-2 =							
						89-005-0						
			ST	t	27-117-P =*							
			a	36-109-0 =								
50 1.1, with 3 way catalyst 60 1.1 50 i.e. 1.1 1.3 Turbo i.e., 73 kW 70 i.e. 1.4, 51 kW 70 i.e. 1.4, 53 kW 1.3 Turbo i.e., 74 kW 1.4 Turbo i.e., 82 kW 1.4 Turbo i.e., 87 kW 1.6 1.6 R	01.90 - 12.93 04.89 - 12.92 06.92 - 12.93 01.87 - 12.87 09.89 - 12.93 09.89 - 12.93 09.89 - 03.91 09.89 - 09.93 12.89 - 12.96 12.89 - 12.93 12.92 - 12.95					87-388-R						
							87-388-A					
							87-388-L					
					1.3 Turbo i.e., 77 kW	04.85 - 08.89			ST	t	27-542-P =	for vehicles without ABS
									a	27-542-D =	for vehicles without ABS	
											87-388-R	
									87-388-A			
									87-388-L			
								ST	t	27-117-P =*		
								a	36-109-0 =			
					70 TD 1.4	10.86 - 10.90			ST	t	27-542-P =	
a	27-169-2 =											
		87-388-R										
		87-388-A										
		87-388-L										
			ST	t	27-117-P =*							
			a	36-109-0 =								
					87-191-A	->10.1989						



						t = turbo a = automatic e = eXtreme	<b>i</b>
<b>Article No.</b>							



# Fiat





<b>UNO (146A) 01.83 -</b>									
60 Diesel 1.7, 42 kW 1.9 D	09.89 - 12.93			ST	t	27-542-P =			
	09.89 - 03.94				a	27-169-2 =			
							87-388-R		
							87-388-A 87-388-L		
						89-005-0			
				ST	t	27-117-P =*			
					a	36-109-0 =			





<b>124 07.66 - 07.75</b>									
1800 Special (124 TG)	01.72 - 12.80			ST	a	27-146-9 ▲			
1200 (TA)	07.66 - 10.73					ST	a	27-593-9	
1200	02.73 - 07.75								
1400 Special	12.68 - 12.72								
1500 Special	01.73 - 07.75								
1500 Special T	01.71 - 07.75								
1600 Special T	01.73 - 07.75								

<b>124 Estate 04.67 - 03.75</b>								
1200, 44 kW	04.67 - 05.73			ST	a	27-146-9 ▲		
1200, 48 kW	05.73 - 03.75							






<b>124 Coupe 06.67 - 02.76</b>									
1800 Sport	- 12.80			ST	a	27-146-9 ▲			
Rallye	01.68 -					ST	a	27-593-9	
1400 Sport	06.67 - 10.72								
1600 Sport	08.72 - 12.75								
1600 (BC 1), 74 kW	11.71 - 10.73								
1600 (BC 1), 81 kW	04.70 - 10.73								
1800 Sport	01.73 - 02.76								
1800 Sport (CC1)	01.73 - 02.76								





<b>124 Convertible 01.66 - 09.85</b>									
1500 Sport BS	01.66 - 12.72			ST	a	27-146-9 ▲			
1600 Sport BS1, 74 kW	11.69 - 08.73					ST	a	27-593-9	
1600 Sport BS1, 76 kW	01.69 - 12.74								
1600 Sport BS1, 80 kW	01.69 - 12.74								
1600 Sport	11.69 - 08.73								
1800 Sport (CS 1)	01.73 - 07.75								
1800 Sport CS1, 84 kW	01.72 - 12.77								
1800 Sport CS1, 87 kW	01.72 - 12.77								
1800 Rally Abarth	01.73 - 07.75								





<b>126 09.72 -</b>									
600	09.72 - 06.77			ST	a	27-462-1			
650, 17 kW	07.77 - 09.87					ST	a	27-208-0	
650, 18 kW	06.96 -								
650, 22 kW	01.83 - 06.96								
700	09.87 - 06.96			ST	a	27-462-1			
						ST	a	27-A65-0	





<b>127 06.71 - 12.86</b>									
Brava	- 06.83			ST	a	27-194-4			
Spezial	07.81 - 09.82					ST	a	27-195-3	
Super	07.82 - 06.83								
Supertropico	07.82 - 06.83								
0.9, 29 kW	06.71 - 05.83								
0.9, 33 kW	06.71 - 05.83								
1.0 Sport	07.78 - 02.82								
1.3 Sport	12.81 - 05.83								
1.0	04.77 - 12.86			ST	a	27-194-4		->06.1983	
1.3 Diesel	04.81 - 12.86					ST	a	27-195-3	































































					t = turbo a = automatic e = eXtreme	<b>i</b>
<b>Article No.</b>						
<b>Fiat</b>						






<b>128</b>	<b>03.69 - 12.84</b>						
1.1, 33 kW	02.75 - 09.81			ST	a	27-190-3	
1.1, 40 kW	03.69 - 12.84			ST	a	27-191-3	
1.3 Sport	08.74 - 12.84						
1.3 Rally (AR)	09.71 - 02.76						













<b>128 Estate</b>	<b>10.69 - 10.82</b>						
1.1 (AF), 33 kW	02.75 - 02.81			ST	a	27-190-3	
1.1 (AF), 40 kW	10.69 - 10.82			ST	a	27-191-3	
1.3 (AF1)	12.74 - 10.82						





<b>128 Coupe</b>	<b>03.72 - 02.81</b>						
1.1 (AC 5), 47 kW	03.72 - 02.81			ST	a	27-190-3	
1.1 (AC 5), 48 kW	08.75 - 02.81			ST	a	27-191-3	
1.3 Berlinetta (AC)	06.75 - 12.79						
1.3 (AC)	03.72 - 12.79						





















































<b>131</b>	<b>10.74 - 12.86</b>						
1.3 Mirafiori	10.74 - 09.81			ST	a	27-520-3	->02.1978
				ST	a	27-593-9	->02.1978
1.3 Super Mirafiori	03.78 - 12.80			ST	a	27-938-3	
				ST	a	27-512-9	
1.4 Super Mirafiori	04.81 - 12.83			ST	a	27-123-0	
				ST	a	27-593-9	
1.6 (S)	10.74 - 09.81			ST	a	27-123-0	01.1981->
				ST	a	27-593-9	01.1981->
1.6	11.76 - 12.84			ST	a	27-123-0	01.1981 - 12.1983
				ST	a	27-593-9	01.1981 - 12.1983
1.6 Super 1.6 Super Mirafiori (A)	03.78 - 01.84 03.79 - 03.82			ST	a	27-938-3	->12.1980
				ST	a	27-593-9	->12.1980
2.0 Super	01.81 - 12.84			ST	a	27-123-0	->12.1983
				ST	a	27-593-9	->12.1983
2.5 Diesel	06.78 - 02.84			ST	a	27-593-9	01.1981 - 12.1983

<b>131 Estate</b>	<b>03.75 - 12.84</b>						
Super	01.81 - 12.83			ST	a	27-123-0	
				ST	a	27-512-9	
Supermirafiori L,CL	03.78 - 12.80			ST	a	27-938-3	
				ST	a	27-512-9	
1.3 Mirafiori (AF), 40 kW 1.6 CL (AF1)	03.75 - 12.78 03.75 - 12.78			ST	a	27-520-3	->02.1978
				a		27-938-3	03.1978->
1.3 Mirafiori (AF), 48 kW	03.75 - 03.82			ST	a	27-520-3	->02.1978
				a		27-938-3	03.1978->
1.6	11.80 - 04.85			ST	a	27-512-9	->12.1980
				ST	a	27-938-3	->12.1980
1.6 Super	12.79 - 12.81			ST	a	27-512-9	->12.1980
				ST	a	27-123-0	01.1981->
2.0 Super	01.81 - 12.84			ST	a	27-512-9	01.1981->
				ST	a	27-123-0	->12.1983
2.0 D 2.5 Super Diesel (AF)	07.78 - 08.84 03.79 - 12.84			ST	a	27-512-9	->12.1983

					t = turbo a = automatic e = eXtreme	<b>i</b>
<b>Article No.</b>						
<b>Fiat</b>						

<b>132</b>		<b>04.72 - 12.82</b>							
1.6, 65 kW	05.77 - 09.82			ST	a	27-538-9	->12.1981		
1.6, 72 kW, 1574 ccm	01.76 - 12.82			ST	a	27-186-9	->12.1981		
2.0 i.e.	01.80 - 12.82								
2.0 D	07.78 - 07.82								
1.6, 66 kW	03.77 - 12.81			ST	a	27-538-9			
1.6, 72 kW, 1577 ccm	04.72 - 01.76								
1.7 Special (A1)	04.72 - 01.74			ST	a	27-186-9			
1.7 GLS (A1), 79 kW	04.74 - 12.75								
1.7 GLS (A1), 82 kW	11.75 - 01.77								
2.0 GLS	01.76 - 12.76								
2.0	05.77 - 06.81			ST	a	27-538-9	09.1979 - 01.1981		
				ST	a	27-186-9	09.1979 - 01.1981		

<b>500</b>		<b>01.57 - 01.76</b>							
0.5, 11 kW	01.57 - 12.61			ST	a	27-462-1			
0.5, 13 kW	01.65 - 12.75			ST	a	27-208-0			
0.6	05.73 - 01.76								

<b>DUCATO Bus (280)</b>		<b>07.82 - 08.90</b>							
2.0, 55 kW	01.86 - 08.90			ST	a	36-603-1	->Chass. 284529		
2.4 D	07.82 - 12.85					87-434-L			
2.5 TD	01.87 - 08.90			ST	a	32-866-0	->Chass. 284529		
2.0, 58 kW	07.82 - 05.85			ST	a	36-603-1	->Chass. 284529		
2.0, 62 kW	09.88 - 08.90					87-435-R 			
						  87-435-A			
						 87-434-L			
						87-436-R 			
						  87-436-A			
						 87-434-L			
				ST	a	32-866-0	->Chass. 284529		
1.9 TD	03.89 - 08.90			ST	a	36-603-1	->Chass. 284529		
				ST	a	32-866-0	->Chass. 284529		
2.5 D	01.86 - 08.90			ST	a	36-627-0			
						87-435-R 			
						  87-435-A			
						 87-434-L			
						87-436-R 			
						  87-436-A			
						 87-434-L			
				ST	a	32-551-0			
2.5 D 4X4	01.87 - 08.90			ST	a	36-627-0	01.1988->		
						87-435-R 			
						  87-435-A			
						 87-434-L			
						87-436-R 			
						  87-436-A			
						 87-434-L			
				ST	a	32-551-0	01.1988->		
2.5 TD 4X4	01.86 - 08.90			ST	a	36-627-0	01.1988->		
				ST	a	32-551-0	01.1988->		







					t = turbo a = automatic e = eXtreme	<div style="border: 1px solid black; padding: 5px; display: inline-block;"> <b>Article No.</b> </div>	<b>i</b>
<b>Fiat</b>							

**DUCATO Box (280) 01.82 - 08.90**

1.8	01.82 - 10.88			ST	a	36-627-0	Chass. 284530-> not for model: Typ 18, 18Q Maxi
				ST	a	32-551-0	01.1986 - 12.1990 Model: Typ 18, 18Q Maxi
					a	32-866-0	Chass. 284530-> not for model: Typ 18, 18Q Maxi
2.0, 55 kW	07.85 - 08.90			ST	a	36-627-0	Chass. 284530-> not for model: Typ 18, 18Q Maxi
						87-434-L	
				ST	a	32-551-0	01.1987-> Model: Typ 18, 18Q Maxi
					a	32-866-0	Chass. 284530-> not for model: Typ 18, 18Q Maxi
2.0, 58 kW 2.0, 62 kW 2.5 D	01.82 - 08.90 03.89 - 08.90 01.82 - 08.90			ST	a	36-627-0	Chass. 284530-> not for model: Typ 18, 18Q Maxi
						87-435-R	
						87-435-A 87-434-L	
						87-436-R	
						87-436-A 87-434-L	
				ST	a	32-551-0	01.1987-> Model: Typ 18, 18Q Maxi
					a	32-866-0	Chass. 284530-> not for model: Typ 18, 18Q Maxi
1.9 D	01.88 - 08.90			ST	a	36-627-0	Chass. 284530-> not for model: Typ 18, 18Q Maxi
				ST	a	32-866-0	Chass. 284530-> not for model: Typ 18, 18Q Maxi
					a	32-551-0	Model: Typ 18, 18Q Maxi
1.9 TD	03.89 - 08.90			ST	a	36-627-0	Chass. 284530-> not for model: Typ 18, 18Q Maxi
				ST	a	32-551-0	01.1987-> Model: Typ 18, 18Q Maxi
					a	32-866-0	Chass. 284530-> not for model: Typ 18, 18Q Maxi
2.4 D	01.82 - 08.90			ST	a	36-627-0	01.1990->
						87-434-L	
				ST	a	32-551-0	01.1990->
2.5 D 4X4	03.89 - 08.90			ST	a	36-627-0	
						87-435-R	
						87-435-A 87-434-L	
						87-436-R	
						87-436-A 87-434-L	
				ST	a	32-551-0	





**DUCATO Flatbed / Chassis (280) 07.82 - 08.90**

2.0 (280)	- 12.94			ST	a	36-627-0	Chass. 284530->
2.5 D (280)	- 12.94			ST	a	32-549-0	Chass. 284530->
2.5 TD (280)	- 12.94						
2.0 2.5 D 2.5 D 4X4	08.88 - 08.90 07.82 - 08.90 03.89 - 08.90					87-435-R	
						87-435-A 87-434-L	
						87-436-R	
						87-436-A 87-434-L	























						t = turbo a = automatic e = eXtreme	<b>i</b>
<b>Article No.</b>							

# Fiat





















## DUCATO Flatbed / Chassis (280) 07.82 - 08.90

2.5 TD	01.86 - 08.90			ST	a	36-627-0	Chass. 284530->
						87-434-L	
				ST	a	32-549-0	Chass. 284530->


















## DUCATO Bus (290) 01.90 - 03.94






1.8 1.9 D	- 12.94 07.90 - 03.94			ST	a	36-627-0	Chass. 284530->
						32-866-0	Chass. 284530->
1.9 TD	07.90 - 03.94			ST	a	32-866-0	Chass. 284530->
2.0 2.5 D 2.5 TD	07.90 - 03.94 07.90 - 03.94 08.90 - 03.94			ST	a	36-627-0	Chass. 284530->
						87-435-R 	
						 87-435-A  87-434-L	
						87-436-R 	
				 87-436-A  87-434-L			
				ST	a	32-866-0	Chass. 284530->
2.5 D 4X4 2.5 TD 4X4	07.90 - 03.94 01.91 - 03.94					87-435-R 	
						 87-435-A  87-434-L	
						87-436-R 	
						 87-436-A  87-434-L	

## DUCATO Box (290) 03.89 - 03.94

















































1.9 D 1.9 TD	07.90 - 03.94 03.89 - 03.94			ST	a	36-627-0	Chass. 284530->
						32-866-0	Chass. 284530->
2.5 D 4X4	07.90 - 03.94			ST	a	36-627-0	
						87-435-R 	
						 87-435-A  87-434-L	
						87-436-R 	
				 87-436-A  87-434-L			
2.5 TD 2.5 TD 4X4	07.90 - 03.94 07.90 - 03.94			ST	a	36-627-0	
						87-435-R 	
						 87-435-A  87-434-L	
						87-436-R 	
				 87-436-A  87-434-L			
				ST	a	32-551-0	

## DUCATO Flatbed / Chassis (290) 03.89 - 03.94













2.0 1.9 TD 2.5 D 2.5 TD	07.90 - 03.94 03.89 - 03.94 07.90 - 03.94 07.90 - 03.94			ST	a	36-627-0	Chass. 284530->
						87-435-R 	
						 87-435-A  87-434-L	
						87-436-R 	
				 87-436-A  87-434-L			
				ST	a	32-549-0	Chass. 284530->
						32-550-0	Chass. 284530-> for campers
2.5 D 4X4 2.5 TD 4X4	07.90 - 03.94 07.90 - 03.94			ST	a	36-627-0	
						87-435-R 	
						 87-435-A  87-434-L	
						87-436-R 	
						 87-436-A	






					t = turbo a = automatic e = eXtreme	<b>i</b>
<b>Article No.</b>						
<b>Fiat</b>						

**DUCATO Box (230L) 03.94 -**

<b>2.0</b> <b>1.9 TD, 60 kW</b> <b>2.5 D</b> <b>2.5 TDI</b> <b>2.8 TDI</b>	03.94 - 03.94 - 03.94 - 03.94 - 10.97 -			ST	a	32-D30-0	Model: 10Q, 14Q
						32-D31-0	Model: 18Q
						87-435-R 	
						 87-435-A  87-434-L	
						87-436-R 	
						 87-436-A  87-434-L	
		ST	a	32-D32-A =	Model: 10Q		
				32-D34-A =	Model: 14Q		
				32-D35-A =	Model: 18Q		
<b>1.9 D, 50 kW</b>	04.98 -			ST	a	32-D30-0	Model: 10Q
						32-D32-A =	Model: 10Q
						32-D33-A =	
<b>1.9 TD, 66 kW</b> <b>1.9 TD CAT</b> <b>2.8 D</b>	04.98 - 08.94 - 05.98 -			ST	a	32-D30-0	Model: 10Q, 14Q
						32-D31-0	Model: 18Q
						32-D32-A =	Model: 10Q
		ST	a	32-D34-A =	Model: 14Q		
				32-D35-A =	Model: 18Q		
<b>1.9 D, 51 kW</b>	03.94 -			ST	a	32-D30-0	Model: 10Q
						87-435-R 	
						 87-435-A  87-434-L	
						87-436-R 	
						 87-436-A  87-434-L	
							
<b>2.5 TDI Maxi</b>	03.94 -			ST	a	32-D31-0	Model: 18Q
						87-435-R 	
						 87-435-A  87-434-L	
						87-436-R 	
						 87-436-A  87-434-L	
							
<b>2.5 TDI 4X4</b> <b>2.8 TDI 4X4</b>	05.98 - 06.99 -			ST	a	32-D30-0	for ambulances
						87-435-R 	
						 87-435-A  87-434-L	
						87-436-R 	
						 87-436-A  87-434-L	
							
<b>2.8 D 4X4</b>	08.98 -			ST	a	32-D30-0	for ambulances
						32-D33-A =	for ambulances










































**DUCATO Bus (230) 03.94 -**











<b>2.0 Panorama</b>	03.94 -			ST	a	32-D30-0					
						87-434-L					
								ST	a	32-D33-A =	
<b>2.0 Combinato</b> <b>1.9 TD Combinato, 59 kW</b>	08.94 - 08.94 -			ST	a	32-D30-0					
								ST	a	32-D32-A =	Model: 10Q
									a	32-D34-A =	Model: 14Q
<b>1.9 D</b>	04.98 -			ST	a	32-D30-0					
								ST	a	32-D32-A =	not for model: 14Q

					t = turbo a = automatic e = eXtreme	<b>i</b>
<b>Article No.</b>						

# Fiat









































## DUCATO Bus (230) 03.94 -






1.9 TD	04.98 -			ST	a	32-D30-0	Model: Panorama
					a	32-D31-0	Model: 18Q Minibus
						87-434-L	
1.9 D Combinato	06.95 -			ST	a	32-D30-0	Model: Panorama
						32-D33-A =	Model: Panorama
						32-D35-A =	Model: 10Q Minibus
1.9 TD Panorama 2.5 TDI Panorama, 80 kW 2.5 TDI Panorama, 85 kW	03.94 - 07.94 - 03.94 -			ST	a	32-D30-0	
						87-435-R 	
						 87-435-A  87-434-L	
1.9 TD Combinato, 60 kW 2.5 D Combinato 2.5 TDI Combinato, 80 kW 2.5 TDI Combinato, 85 kW	08.94 - 08.94 - 08.94 - 08.94 -			ST	a	32-D30-0	
						87-435-R 	
						 87-435-A  87-434-L	
2.5 TDI 4X4	04.97 -			ST	a	32-D30-0	for ambulances
						87-435-R 	
						 87-435-A  87-434-L	
2.8 D	02.98 -			ST	a	32-D30-0	
						32-D34-A =	Model: 10Q
						32-D33-A =	Model: 14Q
2.8 TDI	10.97 -			ST	a	32-D30-0	Model: Panorama
						32-D31-0	Model: 18Q Minibus
						87-435-R 	
2.8 TDI 4X4	07.99 -			ST	a	32-D30-0	for ambulances
						32-D34-A =	Model: Panorama
						32-D35-A =	Model: 18Q Minibus

									
						t = turbo a = automatic e = eXtreme			
						<b>Article No.</b>			

# Fiat

















## DUCATO Flatbed / Chassis (230) 03.94 -

2.0 2.8 TDI	06.98 - 12.98 -			ST	a	32-D30-0	not for campers Model: 10Q, 14Q	
					a	32-D31-0	for campers Model: 18Q	
						87-435-R 		
				87-435-A 87-434-L				
				ST	a	32-D32-A =	not for campers Model: 10Q	
					a	32-D34-A =	not for campers Model: 14Q	
a	32-D37-A =				for campers Model: 18Q			
2.0 4X4 2.5 D 4X4 2.5 TDI 4X4	06.98 - 03.94 - 06.98 -			ST	a	32-D30-0	for ambulances	
						87-435-R 		
				87-435-A 87-434-L				
				ST	a	32-D33-A =	for ambulances	
87-436-R 								
				87-436-A 87-434-L				
1.9 D, 50 kW	04.98 -			ST	a	32-D30-0	not for campers Model: 10Q	
					a	32-D32-A =	not for campers Model: 10Q	
1.9 TD, 66 kW 2.8 D	04.98 - 02.98 -			ST	a	32-D30-0	not for campers Model: 10Q, 14Q	
					a	32-D31-0	for campers Model: 18Q	
				ST	a	32-D32-A =	not for campers Model: 10Q	
					a	32-D34-A =	not for campers Model: 14Q	
a	32-D37-A =	for campers Model: 18Q						
1.9 D, 51 kW	03.94 -			ST	a	32-D30-0	not for campers Model: 10Q	
						87-435-R 		
								87-435-A 87-434-L
				ST	a	32-D32-A =	not for campers Model: 10Q	
87-436-R 								
				87-436-A 87-434-L				
1.9 TD CAT	08.94 -			ST	a	32-D30-0	not for campers Model: 10Q, 14Q	
					a	32-D31-0	for campers Model: 18Q	
				ST	a	32-D36-A =	->08.1995 for campers Model: 18Q	
					a	32-D37-A =	09.1995-> for campers Model: 18Q	
					a	32-D32-A =	not for campers Model: 10Q	
a	32-D34-A =	not for campers Model: 14Q						


					t = turbo a = automatic e = eXtreme	<b>i</b>
<b>Article No.</b>						

# Fiat

## DUCATO Flatbed / Chassis (230) 03.94 -

1.9 TD, 60 kW 2.5 D 2.5 TDI, 80 kW 2.5 TDI, 85 kW	03.94 - 03.94 - 03.94 - 03.94 -			ST	a	32-D30-0	not for campers Model: 10Q, 14Q	
					a	32-D31-0	for campers Model: 18Q	
							87-435-R    87-435-A   87-434-L	
							87-436-R    87-436-A   87-434-L	
				ST	a	32-D36-A =	->08.1995 for campers Model: 18Q	
					a	32-D37-A =	09.1995-> for campers Model: 18Q	
					a	32-D32-A =	not for campers Model: 10Q	
					a	32-D34-A =	not for campers Model: 14Q	



	t = turbo a = automatic e = eXtreme	Article No.	<b>i</b>
			Ford

<b>CAPRI II (GECF)</b>		<b>02.74 - 12.77</b>							
1.3	02.74 - 08.77			ST	a	32-705-0			
1.6, 50 kW	09.74 - 12.77								
1.6, 53 kW	02.74 - 12.77								
1.6, 65 kW	02.74 - 12.77								
2.0, 72 kW	04.74 - 12.77								
2.0, 66 kW	04.76 - 12.77								
2.3	02.74 - 12.77								
2.9	02.74 - 12.77								

<b>CAPRI III (GECF)</b>		<b>01.78 - 04.87</b>							
1.6	01.78 - 04.87			ST	a	32-705-0	04.1978 - 12.1986		
2.0, 74 kW	01.78 - 12.85								
2.0, 66 kW	01.78 - 12.82								
2.3 Super	06.79 - 12.85								
3.0	01.78 - 12.81								
2.8 Super Injection	01.81 - 04.87			ST	a	32-705-0			
2.8 i Turbo	01.82 - 04.87								

<b>CONSUL (GGFL)</b>		<b>01.72 - 12.75</b>							
1700	01.72 - 12.75			ST	a	27-853-1 ▲			
2000, 66 kW	09.74 - 12.75								
2000, 73 kW	01.72 - 12.75			ST	a	27-854-1			
2300	01.72 - 12.75								

<b>CONSUL Estate (GGNL)</b>		<b>01.72 - 12.75</b>							
1700	01.72 - 12.75			ST	a	27-853-1 ▲			
2000	01.72 - 12.75			ST	a	27-854-1			
2300	01.72 - 12.75								








<b>CONSUL Coupe (GGCL)</b>		<b>01.72 - 12.75</b>							
1700	01.72 - 12.75			ST	a	27-853-1 ▲			
2000	01.72 - 12.75			ST	a	27-854-1			
2300	01.72 - 12.75								

<b>COUGAR (EC_)</b>		<b>08.98 -</b>							
2.0 16V	08.98 -			ST	a	36-C15-A =			
2.5 V6 24V	08.98 -			ST	a	36-C16-A =			



















































<b>ESCORT I (AFH, ATH)</b>		<b>01.68 - 02.76</b>							
950, 25 kW	08.68 - 08.74			ST	a	27-445-1	10.1973->		
950, 26 kW	08.68 - 08.74								
1100, 32 kW	01.68 - 12.74								
1100, 35 kW	06.70 - 02.76			ST	a	27-445-1	10.1973 - 12.1974		
1300, 42 kW	06.70 - 02.76								
1300, 53 kW	06.70 - 02.76								
1300, 40 kW	09.73 - 02.76			ST	a	27-445-1	->12.1974		






<b>ESCORT II (ATH)</b>		<b>03.73 - 07.81</b>							
0.9	12.74 - 08.80			ST	a	27-651-0 ▲			
1.1, 32 kW	12.74 - 08.80								
1.1, 34 kW	06.75 - 08.80			ST	a	27-445-1			
1.1, 35 kW	12.74 - 08.80								
1.3, 40 kW	12.74 - 08.80								
1.3, 42 kW	12.74 - 08.80								
1.3, 44 kW	03.79 - 08.80								
1.3, 51 kW	12.74 - 08.80								
1.6 RS	12.74 - 08.80								

<b>ESCORT II Estate</b>		<b>04.75 - 07.81</b>							
0.9	12.74 - 08.80			ST	a	27-651-0 ▲			
1.1, 32 kW	04.75 - 08.80								
1.1, 35 kW	04.75 - 08.80								
1.3 (CADR)	04.75 - 01.79								





































						t = turbo a = automatic e = eXtreme	
<b>Article No.</b>							

# Ford













<b>ESCORT II Estate</b>		<b>04.75 - 07.81</b>										
1.3 (BADR)	08.76 - 07.81			ST	a	27-651-0 ▲	->08.1980					
<b>ESCORT III (GAA)</b>		<b>09.80 - 12.85</b>										
1.1, 37 kW 1.6 D	08.83 - 12.85 02.84 - 12.85			ST	t	27-553-F =						
					a	27-553-0						
						87-414-R						
						89-005-0						
				ST	t	27-B12-F =						
					a	27-323-0						
						89-030-0						
												
1.1, 40 kW 1.1, 43 kW	09.80 - 08.83 09.80 - 08.83			ST	t	27-553-F =	05.1983->					
					a	27-137-1	->04.1983					
					a	27-553-0	05.1983->					
						89-005-0						
				ST	t	27-B12-F =						
					a	27-323-0						
						89-030-0						
												
1.3 1.6, 58 kW	09.80 - 12.85 09.80 - 12.85			ST	t	27-553-F =	05.1983->					
					a	27-137-1	->04.1983					
					a	27-553-0	05.1983->					
						87-414-R						
				ST	t	27-B12-F =						
					a	27-323-0						
						89-030-0						
												
1.6 (GAA)	07.85 - 12.85			ST	t	27-553-F =						
					a	27-553-0						
						89-005-0						
						ST	t	27-B12-F =				
a	27-323-0											
						89-030-0						
					1.6, 71 kW	09.80 - 10.82			ST	a	27-137-1	
											87-414-R	
											89-005-0	
	ST	t	27-B12-F =									
a		27-323-0										
						89-030-0						
					1.6 XR3i	10.82 - 12.85			ST	t	27-553-F =	05.1983->
											89-005-0	
											ST	a
	89-030-0											
1.6 RS Turbo	11.84 - 12.85			ST	t	27-553-F =						
						87-414-R						
						89-005-0						
						ST	a	27-323-F =				
	89-030-0											






					t = turbo a = automatic e = eXtreme	<b>i</b>
<b>Article No.</b>					<b>Ford</b>	

**ESCORT III Estate (AWA) 09.80 - 12.85**



















1.1, 37 kW	08.83 - 12.85					<b>87-414-R</b>   87-397-A  87-228-L	
1.1, 40 kW	09.80 - 08.83			ST	a	<b>27-137-1</b>	
						<b>89-005-0</b>	
				ST	t	<b>27-B12-F =</b>	
					a	<b>27-323-0</b>	
						<b>89-030-0</b>	
1.3	03.81 - 12.85			ST	a	<b>27-137-1</b>	<b>-&gt;04.1983</b>
						<b>87-414-R</b>   87-397-A  87-228-L	<b>05.1983-&gt;</b>
						<b>89-005-0</b>	
				ST	t	<b>27-B12-F =</b>	<b>-&gt;04.1983</b>
					a	<b>27-323-0</b>	<b>-&gt;04.1983</b>
							
1.6	09.80 - 12.85			ST	t	<b>27-553-F =</b>	<b>05.1983-&gt;</b>
					a	<b>27-137-1</b>	<b>-&gt;04.1983</b>
			a	<b>27-553-0</b>	<b>05.1983-&gt;</b>		
						<b>87-414-R</b>   87-397-A  87-228-L	
						<b>89-005-0</b>	
				ST	t	<b>27-B12-F =</b>	
	a			<b>27-323-0</b>			
						<b>89-030-0</b>	
1.6 D	02.84 - 12.85			ST	t	<b>27-553-F =</b>	
					a	<b>27-553-0</b>	
						<b>87-414-R</b>   87-397-A  87-228-L	
						<b>89-005-0</b>	
				ST	t	<b>27-B12-F =</b>	
					a	<b>27-323-0</b>	
						<b>89-030-0</b>	

**ESCORT III Convertible (ALD) 09.83 - 12.85**













1.3	09.83 - 12.85					<b>87-414-R</b>   87-397-A  87-228-L	
1.6 1.6 i	09.83 - 12.85 09.83 - 12.85			ST	t	<b>27-553-F =</b>	
						<b>87-414-R</b>   87-397-A  87-228-L	
						<b>89-005-0</b>	
				ST	a	<b>27-323-F =</b>	
				<b>89-030-0</b>			






					t = turbo a = automatic e = eXtreme	<b>i</b>
<b>Article No.</b>						
<b>Ford</b>						

**ESCORT IV (GAF, AWF, ABFT) 10.85 - 10.90**


























1.1 1.3, 44 kW 1.3 (GAF) 1.3, 51 kW 1.4, 54 kW 1.4, 55 kW 1.6, 65 kW 1.6, 66 kW 1.6, 75 kW 1.6 D	12.85 - 07.90 01.86 - 07.90 07.88 - 10.90 11.86 - 07.88 01.86 - 07.90 01.86 - 07.90 04.89 - 07.90 01.86 - 05.90 08.89 - 07.90 01.86 - 01.89			ST	t	27-553-F =	
				a	27-553-0		
					87-397-R		
					 87-397-A		
					 87-397-L		
					89-005-0		
1.6, 65 kW 1.6, 66 kW 1.6, 75 kW 1.6 D	01.86 - 07.90 01.86 - 05.90 08.89 - 07.90 01.86 - 01.89			ST	t	27-B12-F =	
				a	27-323-0		
					89-030-0		
1.4, 51 kW 1.6, 58 kW	10.85 - 10.90 01.86 - 12.88			ST	t	27-553-F =	
				a	27-553-0		
					89-005-0		
1.6 XR3i 1.6 Turbo RS	01.86 - 08.89 01.86 - 07.90			ST	t	27-553-F =	
					87-397-R		
					 87-397-A		
					 87-397-L		
					89-005-0		
1.8 D	01.89 - 07.90			ST	t	27-553-F =	
				a	27-553-0		
					87-397-R		
					 87-397-A		
					 87-397-L		
					89-005-0		
1.6, 65 kW 1.6, 66 kW 1.6, 75 kW 1.6 D	01.86 - 07.90 01.86 - 05.90 08.89 - 07.90 01.86 - 01.89			ST	t	27-B12-F =	
				a	27-323-0		
					89-030-0		

**ESCORT IV Estate (AWF, AVF) 10.85 - 10.90**































1.3	01.86 - 07.90					87-397-R	
						 87-397-A	
						 87-397-L	
1.4, 51 kW 1.6, 58 kW	10.85 - 10.90 01.86 - 07.90			ST	t	27-553-F =	
				a	27-553-0		
					89-005-0		
1.4, 54 kW 1.4, 55 kW 1.6, 66 kW 1.6 D 1.8 D	01.86 - 07.90 01.86 - 07.90 01.86 - 07.90 01.86 - 01.89 01.89 - 07.90			ST	t	27-553-F =	
				a	27-553-0		
					87-397-R		
					 87-397-A		
					 87-397-L		
					89-005-0		
1.6, 65 kW 1.6, 66 kW 1.6, 75 kW 1.6 D	01.86 - 07.90 01.86 - 05.90 08.89 - 07.90 01.86 - 01.89			ST	t	27-B12-F =	
				a	27-323-0		
					89-030-0		






					t = turbo a = automatic e = eXtreme	<b>i</b>
<b>Article No.</b>						
<b>Ford</b>						

**ESCORT IV Convertible (ALF) 01.86 - 07.90**

1.4, 54 kW 1.6, 66 kW 1.6, 75 kW	02.87 - 07.90 01.86 - 07.90 08.89 - 07.90			ST	t	27-553-F =	
						87-397-R   87-397-A  87-397-L	
						89-005-0	
						ST	a
		89-030-0					
1.4, 55 kW	01.86 - 07.90			ST	t	27-553-F =	01.1987->
						87-397-R   87-397-A  87-397-L	
						89-005-0	
						ST	a
		89-030-0					
1.6 XR3i	01.86 - 07.90					87-397-R   87-397-A  87-397-L	













**ESCORT V (GAL) 07.90 - 12.92**

1.1	08.90 - 12.92			ST	t	32-A68-A =			
						a 32-A68-0			
1.3	07.90 - 09.92			ST	t	27-A53-A =			
					a	27-A53-0			
						ST	t	32-A68-A =	
						a	32-A68-0		
1.4	07.90 - 09.92			ST	t	32-A68-A =	->10.1990		
					t	32-A64-A =			
					a	32-A68-0	->10.1990		
					a	32-A64-0	10.1990-> not for equipment variation: iS		
						ST	t	87-228-R ▲   87-228-A  87-228-L	
								89-005-0	
			ST	t	27-A53-A =				
			a	27-A53-0	not for equipment variation: iS				
1.6, 66 kW	07.90 - 08.92			ST	t	32-A64-A =			
					a	32-A64-0	not for equipment variation: iS		
						89-005-0			
1.6, 77 kW	07.90 - 12.92			ST	t	27-A53-A =			
					a	27-A53-0	not for equipment variation: iS		
						ST	t	32-A64-A =	
						a	32-A64-0	not for equipment variation: iS	
					ST	t	87-228-R ▲   87-228-A  87-228-L		
							89-005-0		
								ST	t
a	27-A53-0	not for equipment variation: iS							


















					t = turbo a = automatic e = eXtreme	<b>i</b>
<b>Article No.</b>						






# Ford

## ESCORT V (GAL) 07.90 - 12.92













1.8 16V XR3i, 77 kW 1.8 16V XR3i, 96 kW	02.92 - 12.92			ST	t	32-A64-A =	11.1991->		
	02.92 - 12.92						87-228-R ▲ ☞ ☉ 87-228-A ☼ 87-228-L		
							89-005-0		
RS 2000	05.91 - 12.92			ST	a	27-A59-A =	11.1991->		
						89-005-0			
						27-A59-A =	11.1991->		
1.8 D	07.90 - 12.92			ST	t	32-A68-A =	->11.1990		
					t	32-A64-A =	11.1990->		
					a	32-A68-0	->11.1990		
					a	32-A64-0	11.1990->		
								87-228-R ▲ ☞ ☉ 87-228-A ☼ 87-228-L	
								89-005-0	11.1990->
				ST	t	27-A53-A =			
					a	27-A53-0			

## ESCORT V Estate (GAL, AVL) 07.90 - 12.92





















1.1	08.90 - 12.92			ST	t	32-A68-A =			
					a	32-A68-0			
1.3	09.91 - 09.92			ST	t	36-A03-P ☞☼			
					a	36-A03-0 ☞			
								87-228-R ▲ ☞ ☉ 87-228-A ☼ 87-228-L	
						ST	t	36-A03-P ☞☼	
1.4	07.90 - 09.92			ST	t	32-A68-A =	->10.1990 not for equipment variation: iS		
					t	32-A64-A =	10.1990->		
					a	32-A68-0	->10.1990 not for equipment variation: iS		
					a	32-A64-0	10.1990-> not for equipment variation: iS		
								87-228-R ▲ ☞ ☉ 87-228-A ☼ 87-228-L	
								89-005-0	
1.6	07.90 - 09.92			ST	t	36-A03-P ☞☼			
					a	36-A03-0 ☞			
								87-228-R ▲ ☞ ☉ 87-228-A ☼ 87-228-L	
						ST	t	36-A03-P ☞☼	
1.8 16V	02.92 - 12.92						87-228-R ▲ ☞ ☉ 87-228-A ☼ 87-228-L		

					t = turbo a = automatic e = eXtreme	<b>i</b>
<b>Article No.</b>						
<b>Ford</b>						








































**ESCORT V Estate (GAL, AVL) 07.90 - 12.92**






1.8 D	07.90 - 12.92			ST	t	32-A68-A =	->11.1990
					t	32-A64-A =	11.1990->
					a	32-A68-0	->11.1990
		a	32-A64-0	11.1990->			
					87-228-R ▲   87-228-A  87-228-L		
					89-005-0		
				ST	t	36-A03-P 	
					a	36-A03-0 	



















**ESCORT V Convertible (ALL) 07.90 - 12.92**






1.4 1.6	07.90 - 12.92 07.90 - 12.92			ST	t	32-A64-A =		
							87-228-R ▲   87-228-A  87-228-L	
							89-005-0	
					ST	t	27-A53-A =	
1.8 16V XR3i, 77 kW 1.8 16V XR3i, 96 kW	02.92 - 12.92 02.92 - 12.92			ST	t	32-A64-A =		
							87-228-R ▲   87-228-A  87-228-L	
							89-005-0	
					ST	a	27-A59-A =	









































**ESCORT VI (GAL) 09.92 - 01.95**





1.3	09.92 - 01.95			ST	t	32-A68-A =		
					a	32-A68-0		
							87-228-R ▲   87-228-A  87-228-L	
					ST	t	27-A53-A =	
					a	27-A53-0		
1.4, 52 kW 1.6 i 16V, 65 kW	09.92 - 01.95 01.94 - 01.95			ST	t	32-A64-A =		
					a	32-A64-0	not for equipment variation: iS, 16V	
							87-228-R ▲   87-228-A  87-228-L	
						89-005-0		
					ST	t	27-A53-A =	
					a	27-A53-0	not for equipment variation: iS, 16V	
1.4, 55 kW	01.94 - 01.95			ST	t	32-A64-A =		
					a	32-A64-0	not for equipment variation: iS	
							87-228-R ▲   87-228-A  87-228-L	
						89-005-0		
					ST	t	27-A53-A =	
					a	27-A53-0	not for equipment variation: iS	
1.6 i 16V, 66 kW	09.92 - 01.95			ST	t	32-A64-A =		
							87-228-R ▲   87-228-A  87-228-L	
							89-005-0	
					ST	t	27-A53-A =	

					t = turbo a = automatic e = eXtreme	<b>i</b>
<b>Article No.</b>						
<b>Ford</b>						






<b>ESCORT VI (GAL) 09.92 - 01.95</b>							
1.8 i 16V	09.92 - 01.95			ST	t	32-A64-A =	
						89-005-0	
				ST	t	27-A53-A =	
1.8 XR3i 16V 4X4, 77 kW 1.8 XR3i 16V 4X4, 96 kW	08.93 - 01.95 08.93 - 01.95					87-228-R ▲   87-228-A  87-228-L	
RS 2000 4X4	08.93 - 01.95			ST	t	32-A64-A =	
						89-005-0	
1.8 TD	02.93 - 01.95					87-228-R ▲   87-228-A  87-228-L	
				ST	t	27-A53-A =	
					a	27-A53-0	

<b>ESCORT VI Saloon (GAL) 08.93 - 01.95</b>							
1.4 1.6 i 16V	08.93 - 01.95 09.94 - 01.95					87-228-R ▲   87-228-A  87-228-L	



















<b>ESCORT VI Estate (GAL) 09.92 - 01.95</b>							
1.3	09.92 - 01.95			ST	t	32-A68-A =	
					a	32-A68-0	
						87-228-R ▲   87-228-A  87-228-L	
				ST	t	36-A03-P  *	
					a	36-A03-0 =	
1.4, 52 kW	09.92 - 01.94			ST	t	32-A64-A =	
					a	32-A64-0	not for equipment variation: iS
						89-005-0	
				ST	t	36-A03-P  *	
					a	36-A03-0 =	
1.4, 55 kW	01.94 - 01.95			ST	t	32-A64-A =	
					a	32-A64-0	not for equipment variation: iS
						87-228-R ▲   87-228-A  87-228-L	
						89-005-0	
				ST	t	36-A03-P  *	
					a	36-A03-0 =	
1.6 i 16V, 65 kW 1.6 i 16V, 66 kW 1.8 i 16V 1.8 D	01.94 - 01.95 09.92 - 01.95 02.93 - 01.95 09.92 - 01.95			ST	t	32-A64-A =	
					a	32-A64-0	
						87-228-R ▲   87-228-A  87-228-L	
						89-005-0	
				ST	t	36-A03-P  *	
					a	36-A03-0 =	
1.8 TD	02.93 - 01.95					87-228-R ▲   87-228-A  87-228-L	
				ST	t	36-A03-P  *	
					a	36-A03-0 =	

<b>ESCORT VI Convertible (ALL) 02.93 - 01.95</b>							
1.4	02.93 - 04.94			ST	t	32-A64-A =	
						89-005-0	
				ST	t	27-A53-A =	































					t = turbo a = automatic e = eXtreme	<b>i</b>
<b>Article No.</b>						<b>Ford</b>





### ESCORT VI Convertible (ALL) 02.93 - 01.95






1.4 i 1.6 i 16V	07.93 - 01.95			ST	t	32-A64-A =			
	02.94 - 01.95						87-228-R ▲  87-228-A  87-228-L		
							89-005-0		
1.6 16V XR3i	02.93 - 01.95					ST	t	27-A53-A =	
								89-005-0	
						ST	a	27-A59-A =	
1.8 16V XR3i, 77 kW 1.8 16V XR3i, 96 kW	02.93 - 01.95							87-228-R ▲	
	02.93 - 01.95							 87-228-A  87-228-L	

### ESCORT VII (GAL, AAL, ABL) 01.95 - 10.98


































1.6 i XR 3i 1.8 i XR 3i	01.95 - 11.98			ST	t	27-B76-F =					
	01.95 - 11.98				ST	t	27-B84-F =				
1.3 1.4	02.95 - 10.98					ST	t	27-B75-F =			
						a	27-B75-0 =				
							87-247-R  87-247-A  87-247-L				
								ST	t	27-B81-F =	->08.1995
						t	27-B79-F =	09.1995->			
a	27-B81-0	->08.1995									
a	27-B79-0	09.1995->									
						87-230-A	Diameter [mm]: 10				
1.6 i 16V 1.6 16V 1.8 16V 1.8 Turbo D 1.8 TD	01.95 - 08.95 02.95 - 10.98 02.95 - 10.98 12.95 - 10.98 02.95 - 10.98					ST	t	27-B76-F =			
						a	27-B76-0				
							87-247-R  87-247-A  87-247-L				
								ST	t	27-B79-F =	
						a	27-B79-0				
						87-230-A	Diameter [mm]: 10				
1.6 16V 4X4	02.95 - 10.98					ST	t	27-B77-F =			
							87-247-R  87-247-A  87-247-L				
										87-229-A ▲	Diameter [mm]: 12
RS 2000 4X4	02.95 - 10.98			ST	t	27-B77-F =					

### ESCORT VII Saloon (GAL, AFL) 02.95 - 02.99

1.3	02.95 - 02.99			ST	t	27-B75-F =	->11.1998			
					a	27-B75-0 =	->11.1998			
							ST	t	27-B81-F =	->08.1995
					t	27-B79-F =	09.1995 - 11.1998			
					a	27-B81-0	->08.1995			
					a	27-B79-0	09.1995 - 11.1998			

					t = turbo a = automatic e = eXtreme	<b>i</b>
<b>Article No.</b>						
<b>Ford</b>						







**ESCORT VII Saloon (GAL, AFL) 02.95 - 02.99**

1.4	02.95 - 02.99			ST	t	27-B75-F =	->11.1998		
					a	27-B75-0 =	->11.1998		
							87-247-R  87-247-A  87-247-L		
				ST	t	27-B81-F =	->08.1995		
					t	27-B84-F =	09.1995 - 11.1998		
					a	27-B81-0	->08.1995		
a	27-B84-0				09.1995 - 11.1998				
					87-230-A Diameter [mm]: 10				
1.6 i 16V, 65 kW 1.8 16V, 77 kW	02.95 - 08.95 02.95 - 08.95			ST	t	27-B76-F =			
				a	27-B76-0				
		ST	t	27-B81-F =					
			a	27-B81-0					
1.6 i 16V, 66 kW	02.95 - 02.99			ST	t	27-B76-F =	->11.1998		
					a	27-B76-0	->11.1998		
				ST	t	27-B81-F =	->08.1995		
					t	27-B84-F =	09.1995 - 11.1998		
					a	27-B81-0	->08.1995		
					a	27-B84-0	09.1995 - 11.1998		
					87-230-A Diameter [mm]: 10				
1.8 16V, 85 kW	02.95 - 02.99			ST	t	27-B76-F =	->11.1998		
					a	27-B76-0	->11.1998		
							87-247-R  87-247-A  87-247-L		
				ST	t	27-B81-F =	->08.1995		
					t	27-B84-F =	09.1995 - 11.1998		
					a	27-B81-0	->08.1995		
a	27-B84-0				09.1995 - 11.1998				
					87-230-A Diameter [mm]: 10				
1.8 Turbo D	12.95 - 02.99			ST	t	27-B76-F =	->11.1998		
					a	27-B76-0	->11.1998		
							87-247-R  87-247-A  87-247-L		
				ST	t	27-B84-F =	->11.1998		
					a	27-B84-0	->11.1998		
							87-230-A Diameter [mm]: 10		
































					t = turbo a = automatic e = eXtreme	<b>i</b>	<b>Article No.</b>
							<b>Ford</b>

**ESCORT VII Estate (GAL, ANL) 02.95 - 02.99**














1.3 1.4	02.95 - 10.98			ST	t	27-B75-F =			
	a				27-B75-0 =				
	02.95 - 02.99					t	27-B75-F =	09.1995->	
					a	27-B75-0 =	09.1995->		
							87-247-R 87-247-A 87-247-L		
				ST		t	36-A03-P *	->08.1995	
						a	36-A03-0 =	->08.1995	
						a	36-A58-0 =	09.1995->	
						e	60-A22-0	09.1995-> Replace in pairs only Conversion requires Roadworthy Test. Use retrofit kit when retrofitting to NIVOMAT!	
							e	60-A22-0	09.1995-> Replace in pairs only Conversion requires Roadworthy Test. Use retrofit kit when retrofitting to NIVOMAT!
								87-230-A	Diameter [mm]: 10
						62-A22-0 (x1)	09.1995-> Required when retrofitting to NIVOMAT!		
1.6 i 16V	02.95 - 08.95			ST	t	27-B77-F =			
					a	27-B77-0			
				ST	t	36-A03-P *			
					a	36-A03-0 =			
1.6 16V	02.95 - 02.99			ST	t	27-B77-F =			
					a	27-B77-0			
						t	27-B77-F =	09.1995->	
						a	27-B77-0	09.1995->	
							87-247-R 87-247-A 87-247-L		
				ST		t	36-A03-P *	->08.1995	
						a	36-A03-0 =	->08.1995	
						a	36-A58-0 =	09.1995->	
						e	60-A22-0	09.1995-> Replace in pairs only Conversion requires Roadworthy Test. Use retrofit kit when retrofitting to NIVOMAT!	
							e	60-A22-0	09.1995-> Replace in pairs only Conversion requires Roadworthy Test. Use retrofit kit when retrofitting to NIVOMAT!
								87-230-A	Diameter [mm]: 10
			ST			62-A22-0 (x1)	09.1995-> Conversion requires Roadworthy Test. Required when retrofitting to NIVOMAT!		

					t = turbo a = automatic e = eXtreme	
<b>Article No.</b>						
<b>Ford</b>						










### ESCORT VII Estate (GAL, ANL) 02.95 - 02.99







1.8 16V 1.8 TD	02.95 - 02.99 02.95 - 02.99			ST	t	27-B77-F =						
					a	27-B77-0						
						t	27-B77-F =	09.1995->				
					a	27-B77-0	09.1995->					
							87-247-R					
							  87-247-A  87-247-L					
						ST	t	36-A03-P  *	->08.1995			
							a	36-A03-0	->08.1995			
							a	36-A58-0	09.1995->			
							e	60-A22-0  	09.1995-> Replace in pairs only Conversion requires Roadworthy Test. Use retrofit kit when retrofitting to NIVOMAT!			
	e						60-A22-0 	09.1995-> Replace in pairs only Conversion requires Roadworthy Test. Use retrofit kit when retrofitting to NIVOMAT!				
										87-230-A	Diameter [mm]: 10	
						62-A22-0 (x1)	09.1995-> Required when retrofitting to NIVOMAT!					
1.8 Turbo D	12.95 - 02.99			ST	t	27-B77-F =						
					a	27-B77-0						
						t	27-B77-F =					
					a	27-B77-0						
							87-247-R					
							  87-247-A  87-247-L					
						ST	a	36-A58-0				
							e	60-A22-0  	Replace in pairs only Conversion requires Roadworthy Test. Use retrofit kit when retrofitting to NIVOMAT!			
								e	60-A22-0 	Replace in pairs only Conversion requires Roadworthy Test. Use retrofit kit when retrofitting to NIVOMAT!		
										87-230-A	Diameter [mm]: 10	
											62-A22-0 (x1)	Required when retrofitting to NIVOMAT!

### ESCORT VII Convertible (ALL) 02.95 -












1.4 1.6 16V XR3i, 65 kW 1.6 16V XR3i, 66 kW 1.8 16V XR3i 1.8 TD	02.95 - 02.95 - 02.95 - 10.95 - 12.95 -			ST	t	27-B76-F =	->11.1998		
					a	27-B76-0	->11.1998		
							87-247-R		
						  87-247-A  87-247-L			
						ST	t	27-B79-F =	->11.1998
							a	27-B79-0	->11.1998
							87-230-A	Diameter [mm]: 10	
1.8 Turbo D	10.96 -			ST	t	27-B76-F =	->11.1998		
					a	27-B76-0	->11.1998		
						ST	t	27-B79-F =	->11.1998
							a	27-B79-0	->11.1998

### ESCORT '81 Box (AVA) 01.81 - 02.86
























1.1 1.3 1.6 D	03.81 - 02.86 03.81 - 02.86 02.84 - 02.86					87-414-R	
						  87-397-A  87-228-L	
							
a	27-C50-0						
1.6	03.81 - 02.86				ST	t	36-A56-0
						a	27-C50-0

					t = turbo a = automatic e = eXtreme		<b>Article No.</b>	<b>Ford</b>
---	---	---	---	---	---	---	--------------------	-------------

















**ESCORT '86 Box (AVF) 02.86 - 07.90**

1.1 1.3, 46 kW 1.7 D	05.86 - 07.90 07.88 - 07.90 07.88 - 07.90						<b>87-397-R</b>   87-397-A  87-397-L	
				ST	t	<b>36-A56-0</b> 		
					a	<b>27-C50-0</b>		
1.3, 44 kW 1.4 i 1.6 1.6 D	02.86 - 07.90 02.86 - 07.90 02.86 - 07.90 02.86 - 07.90			ST	t	<b>36-A56-0</b> 		
					a	<b>27-C50-0</b>		










**ESCORT '91 Box (AVL) 07.90 - 12.94**







1.3	07.90 - 12.94						<b>87-228-R</b> ▲   87-228-A  87-228-L	
1.4	07.90 - 12.94			ST	t	<b>32-A64-A</b> =	Payload [kg]: 700	
					t	<b>32-A68-A</b> =	Payload [kg]: 500	
					a	<b>32-A64-0</b>	Payload [kg]: 700	
					a	<b>32-A68-0</b>	Payload [kg]: 500	
						<b>87-228-R</b> ▲   87-228-A  87-228-L		
						<b>89-005-0</b>	Payload [kg]: 700	
				ST	a	<b>27-B87-0</b>		
1.8 D	07.90 - 12.94			ST	t	<b>32-A64-A</b> =	Payload [kg]: 700	
					a	<b>32-A64-0</b>	Payload [kg]: 700	
						<b>87-228-R</b> ▲   87-228-A  87-228-L		
						<b>89-005-0</b>		
				ST	a	<b>27-B87-0</b>		
















































































**ESCORT '95 Box (AVL) 01.95 -**






1.4	01.95 -			ST	t	<b>27-B78-F</b> =	Payload [kg]: 500 Payload [kg]: 700
					a	<b>27-B78-0</b>	Payload [kg]: 500 Payload [kg]: 700
						<b>87-247-R</b>   87-247-A  87-247-L	
				ST	a	<b>27-B87-0</b>	
1.8 D	01.95 -			ST	t	<b>27-B78-F</b> =	Payload [kg]: 700
					a	<b>27-B78-0</b>	Payload [kg]: 700
						<b>87-247-R</b>   87-247-A  87-247-L	
				ST	a	<b>27-B87-0</b>	





























**FIESTA I 05.76 - 11.86**







0.9, 29 kW 0.9, 33 kW 1.1, 39 kW 1.1, 40 kW 1.3	05.76 - 08.83 05.76 - 08.83 05.76 - 08.83 08.81 - 08.83 08.77 - 08.83			ST	a	<b>27-679-0</b>	
				ST	t	<b>27-909-F</b> =	
					a	<b>27-909-0</b>	
1.1 (WFBT)	02.81 - 11.86			ST	t	<b>27-617-F</b> =	<b>09.1983-&gt;</b>
					a	<b>27-679-0</b>	<b>-&gt;08.1983</b>
					a	<b>27-617-0</b>	<b>09.1983-&gt;</b>
						<b>89-005-0</b>	<b>09.1983-&gt;</b>
				ST	t	<b>27-909-F</b> =	
					a	<b>27-909-0</b>	































					t = turbo a = automatic e = eXtreme	
<b>Article No.</b>						
<b>Ford</b>						

<b>FIESTA II (FBD)</b>		<b>03.83 - 11.89</b>					
1.0 (FBD) 1.1 (FBD), 37 kW 1.3 (FBD)	09.83 - 02.89 09.83 - 02.89 09.83 - 01.87			ST t	27-617-F =		
				a	27-617-0		
						87-414-R	->12.1984
					  	87-397-A 87-228-L	
		  	87-397-R	01.1985->			
		  	89-005-0				
1.0	09.83 - 11.89			ST t	27-909-F =		
				a	27-909-0		
						87-414-R	->03.1989
					  	87-397-A 87-397-L	
		  	87-397-R	01.1985->			
		  	89-005-0				
1.1 (FBD), 36 kW 1.4 (FBD), 52 kW 1.4 (FBD), 54 kW	05.86 - 02.89 10.86 - 02.89 02.87 - 02.89			ST t	27-617-F =		
				a	27-617-0		
						87-414-R	->03.1989
					  	87-397-A 87-397-L	
		  	87-397-R	01.1985->			
		  	89-005-0				
1.4 (FBD), 55 kW	10.85 - 11.89			ST t	27-909-F =	->03.1989	
				a	27-909-0	->03.1989	
						87-414-R	->03.1989
					  	87-397-A 87-397-L	
		  	87-397-R	01.1985->			
		  	89-005-0				
1.6 XR2 (FBD), 70 kW 1.6 XR2 (FBD), 71 kW	03.84 - 02.89 04.84 - 02.89			ST a	27-B02-F =		
						87-414-R	->12.1984
					  	87-397-A 87-228-L	
						  	87-397-R
		  	89-005-0				
1.6 D (FBD)	04.84 - 02.89			ST a	27-B03-F =		
						87-B03-F =	
					  	87-414-R	->12.1984
						  	87-397-A 87-228-L
		  	87-397-R	01.1985->			
		  	89-005-0				
				ST t	27-909-F =		
				a	27-909-0		
<b>FIESTA III (GFJ)</b>		<b>01.89 - 12.95</b>					
RS 1800	01.94 - 12.95			ST a	27-B11-A =		







					t = turbo a = automatic e = eXtreme	<b>i</b>	<b>Article No.</b>	<b>Ford</b>
---	---	---	---	---	---	----------	--------------------	-------------

<b>FIESTA III (GFJ)</b>		<b>01.89 - 12.95</b>					
1.0	03.89 - 12.95			ST	t	27-A28-A =	->12.1993
				a	27-A28-0	->12.1993	
					89-022-0		
				ST	t	27-A29-A =	->12.1993
				t	27-A29-P =*	->12.1993	
				a	27-A29-0	->12.1993	
1.1, 37 kW 1.1, 40 kW	03.89 - 12.95 03.89 - 12.95			ST	t	27-A28-A =	->12.1993 not for equipment variation: 1,1 S
				t	27-A52-A =	01.1990 - 12.1993 Equipment Variation: S	
				t	27-B23-F =	01.1994-> Equipment Variation: C,CLX,Chia,Youth,Van	
				t	27-B24-F =	01.1994-> Equipment Variation: S, SX	
				a	27-A28-0	->12.1993 not for equipment variation: 1,1 S	
				a	27-A52-0	01.1990 - 12.1993 Equipment Variation: S	
				a	27-B23-0	01.1994-> Equipment Variation: C,CLX,Chia,Youth,Van	
				a	27-B24-0	01.1994-> Equipment Variation: S, SX	
				87-397-R  87-397-A  87-397-L			
				89-022-0	->12.1993		
				ST	t	27-A29-A =	
				t	27-A29-P =*		
a	27-A29-0						
1.3	03.89 - 12.92			ST	t	27-A28-A =	05.1991->
				a	27-A28-0	05.1991->	
						87-397-R  87-397-A  87-397-L	
				89-022-0			
				ST	t	27-A29-A =	05.1991->
				t	27-A29-P =*	05.1991->	
a	27-A29-0			05.1991->			
1.3 CAT	05.91 - 12.95			ST	t	27-A28-A =	->12.1993
				t	27-B23-F =	01.1994-> Equipment Variation: C,CIX,Ghia,Van	
				t	27-B24-F =	01.1994-> not for equipment variation: C,CLX,Ghia,Van	
				a	27-A28-0	->12.1993	
				a	27-B23-0	01.1994-> Equipment Variation: C,CLX,Ghia,Van	
				a	27-B24-0	01.1994-> not for equipment variation: C,CLX,Ghia	
				87-397-R  87-397-A  87-397-L			
				89-022-0	->12.1993		
				ST	t	27-A29-A =	
				t	27-A29-P =*		
a	27-A29-0						

































					t = turbo a = automatic e = eXtreme	
<b>Article No.</b>						
<b>Ford</b>						

<b>FIESTA III (GFJ)</b>		<b>01.89 - 12.95</b>							
1.4, 52 kW 1.4, 54 kW 1.4 CAT	03.89 - 12.95 03.89 - 12.95 03.89 - 12.95			ST	t	27-A28-A =	->12.1993 not for equipment variation: 1,4 S, 1,4 iS		
				t	27-A52-A =	01.1990 - 12.1993 Equipment Variation: S, iS			
				t	27-B23-F =	01.1994-> Equipment Variation: C,CLX,Chia,Youth,Van			
				t	27-B24-F =	01.1994-> Equipment Variation: SX, Si			
				a	27-A28-0	->12.1993 not for equipment variation: 1,4 S, 1,4 iS			
				a	27-A52-0	01.1990 - 12.1993 Equipment Variation: S, iS			
				a	27-B23-0	01.1994-> Equipment Variation: C,CLX,Ghia,Youth,Van			
				a	27-B24-0	01.1994-> Equipment Variation: SX, Si			
						87-397-R  87-397-A  87-397-L			
						89-022-0	->12.1993		
1.6	01.89 - 01.94			ST	t	27-A29-A =			
				t	27-A29-P =*				
				a	27-A29-0				
				t	27-A52-A =	01.1990 - 12.1993			
				t	27-B24-F =	01.1994-> not for equipment variation: SX, Si			
				a	27-A52-0	01.1990 - 12.1993			
				a	27-B24-0	01.1994-> not for equipment variation: SX, Si			
						87-397-R  87-397-A  87-397-L			
						89-022-0	01.1990 - 12.1993		
				1.6 i 16V	01.94 - 12.95			ST	t
a	27-B24-0	not for equipment variation: SX, Si							
		87-397-R  87-397-A  87-397-L							
		ST	t					27-A29-A =	not for equipment variation: SX, Si
		t	27-A29-P =*					not for equipment variation: SX, Si	
a	27-A29-0	not for equipment variation: SX, Si							
a	27-B11-A =	Equipment Variation: SX, Si							
1.6 XR2i, 76 kW	03.89 - 03.93			ST	t	27-A52-A =	01.1990->		
				a	27-A52-0	01.1990->			
						87-397-R  87-397-A  87-397-L			
						ST	t	27-A29-A =	01.1990 - 05.1990
						a	27-A29-0	01.1990 - 05.1990	
a	27-B11-A =	06.1990->							
1.6 XR2i, 81 kW	03.89 - 01.94			ST	t	27-A52-A =	01.1990->		
				a	27-A52-0	01.1990->			
						ST	t	27-A29-A =	01.1990 - 05.1990
						a	27-A29-0	01.1990 - 05.1990	
						a	27-B11-A =	06.1990->	




































					t = turbo a = automatic e = eXtreme	
<b>Article No.</b>						<b>Ford</b>

**FIESTA III (GFJ) 01.89 - 12.95**







1.6 Turbo (FBJT)	03.90 - 10.92					<b>87-397-R</b>   87-397-A   87-397-L			
1.8 16V	02.92 - 12.95			ST	t	<b>27-A52-A =</b>	<b>-&gt;12.1993</b>		
					a	<b>27-A52-0</b>	<b>-&gt;12.1993</b>		
								<b>87-397-R</b>   87-397-A   87-397-L	
								<b>89-022-0</b>	
1.8 XR2i 16V	02.92 - 12.95			ST	t	<b>27-A52-A =</b>	<b>-&gt;12.1993</b>		
					a	<b>27-A52-0</b>	<b>-&gt;12.1993</b>		
								<b>87-397-R</b>   87-397-A   87-397-L	
								<b>27-B11-A =</b>	<b>-&gt;12.1993</b>
1.8 D	03.89 - 12.95			ST	t	<b>27-A28-A =</b>	<b>-&gt;12.1993</b>		
					t	<b>27-B23-F =</b>	<b>01.1994-&gt;</b>		
					a	<b>27-A28-0</b>	<b>-&gt;12.1993</b>		
					a	<b>27-B23-0</b>	<b>01.1994-&gt;</b>		
								<b>87-397-R</b>   87-397-A   87-397-L	
								<b>89-022-0</b>	<b>-&gt;12.1993</b>
				ST	t	<b>27-A29-A =</b>			
					t	<b>27-A29-P =*</b>			
					a	<b>27-A29-0</b>			

**FIESTA IV (JA\_, JB\_) 08.95 -**















1.0 i	08.95 -			ST	t	<b>27-B71-F =</b>			
					a	<b>27-B71-0</b>			
1.25 i 16V 1.3 i, 37 kW 1.3 i, 44 kW	08.95 - 08.95 - 08.95 -			ST	t	<b>27-B73-F =</b>	<b>-&gt;10.1998</b>		
					a	<b>27-B73-0</b>	<b>-&gt;10.1998</b>		
								<b>87-267-R</b>   87-267-A   87-266-L	
								<b>27-B73-F =</b>	<b>-&gt;10.1998</b>
1.4 i 16V	04.96 -			ST	t	<b>27-B71-F =</b>			
					a	<b>27-B71-0</b>			
								<b>87-267-R</b>   87-267-A   87-266-L	
								<b>27-B73-F =</b>	<b>-&gt;10.1998</b>
1.8 D	08.95 - 04.00			ST	t	<b>27-B72-F =</b>			
					a	<b>27-B72-0</b>			
								<b>87-267-R</b>   87-267-A   87-266-L	
								<b>27-B73-F =</b>	<b>-&gt;10.1998</b>
						<b>27-B73-0</b>	<b>-&gt;10.1998</b>		
						<b>87-263-A</b>			

					t = turbo a = automatic e = eXtreme	<b>i</b>
<b>Article No.</b>						
<b>Ford</b>						













**FIESTA Box (F3L, F5L) 07.91 - 02.96**

1.3	09.91 - 02.96			ST	t	27-B24-F =	01.1994 - 12.1995
					a	27-B24-0	01.1994 - 12.1995
1.8 D	09.91 - 02.96			ST	a	36-A57-0 =	01.1994 - 12.1995
					t	27-A52-A =	->12.1993
					t	27-B24-F =	01.1994 - 12.1995
					a	27-A52-0	->12.1993
				ST	a	27-B24-0	01.1994 - 12.1995
					a	36-A57-0 =	->12.1995











**FIESTA Box (J5\_, J3\_) 02.96 -**

1.25 i 16V	08.95 - 04.97			ST	t	27-B71-F =	
					a	27-B71-0	
1.3 1.4 i	02.96 - 04.96 - 10.99			ST	a	36-A57-0 =	
					t	27-B71-F =	
						87-266-R   87-266-A  87-266-L	
					a	27-B71-0	
1.8 D	02.96 -			ST	a	36-A57-0 =	
					t	27-B72-F =	
						87-266-R   87-266-A  87-266-L	
					a	27-B72-0	
				ST	a	36-A57-0 =	











**FIESTA Box (FVD) 03.83 - 12.95**






1.0	08.83 - 11.89					87-414-R   87-397-A  87-228-L	->12.1984
						87-397-R   87-397-A  87-397-L	01.1985->
1.8 D (FVJ)	03.89 - 12.95			ST	t	27-A28-A =	->12.1993
					t	27-B23-F =	01.1994->
					a	27-A28-0	->12.1993
					a	27-B23-0	01.1994->
				ST	t	27-A29-A =	
					a	27-A29-0	

**FOCUS (DAW, DBW) 10.98 -**













1.4 16V	10.98 -			ST	t	32-F53-F = 	
					t	32-F54-F = 	
1.6 16V	10.98 -				a	32-F53-A = 	
1.8 16V	10.98 -				a	32-F54-A = 	
2.0 16V	10.98 -						
1.8 DI	08.99 -						ST
1.8 Turbo DI	10.98 -	a	27-D72-A =				

**FOCUS Saloon (DFW) 02.99 -**

























1.4 16V	02.99 -			ST	t	32-F53-F = 	
					t	32-F54-F = 	
1.6 16V	02.99 -				a	32-F53-A = 	
1.8 16V	02.99 -				a	32-F54-A = 	
2.0 16V	02.99 -						
1.8 Turbo DI	02.99 -						ST
		a	27-D72-A =				






					t = turbo a = automatic e = eXtreme	<b>i</b>
<b>Article No.</b>						
<b>Ford</b>						

**FOCUS Estate (DNW) 02.99 -**




















































<b>1.4 16V</b> <b>1.6 16V</b> <b>1.8 16V</b> <b>2.0 16V</b>	02.99 - 02.99 - 02.99 - 02.99 -			ST	t	32-F53-F 	
					t	32-F54-F 	
					a	32-F53-A 	
					a	32-F54-A 	
		HD	t	32-F53-F 			
			t	32-F54-F 			
			a	32-F53-A 			
			a	32-F54-A 			
		ST	t	27-D85-F =			
			a	27-D85-A =			
			HD	t	27-D85-F =		
				a	27-D85-A =		

**GALAXY (WGR) 05.95 -**









<b>2.0 i</b> <b>2.3 16V</b> <b>1.9 TDI, 66 kW</b>	11.95 - 03.00 01.97 - 02.96 -			ST	a	32-C81-F =				
					a	87-375-R   87-375-A  87-398-L				
							ST	a	27-B92-F =	
								e	60-A08-0  	Replace in pairs only Conversion requires Roadworthy Test. Use retrofit kit when retrofitting to NIVOMAT!
					a	62-A08-0 (x1)	Axle Load in Tons [t]: -1,270 Vehicle Equipment: for vehicles without towbar Required when retrofitting to NIVOMAT!			
					a	62-A08-1 (x1)	Axle Load in Tons [t]: 1,271- Vehicle Equipment: for vehicles with towbar Required when retrofitting to NIVOMAT!			
		<b>2.8 i V6</b>	11.95 - 04.00			ST	a	32-C81-F =		
							a	87-375-R   87-375-A  87-398-L	->03.1996	
				ST	a	27-B92-F =				
					e	60-A08-0  	Replace in pairs only Conversion requires Roadworthy Test. Use retrofit kit when retrofitting to NIVOMAT!			
								a	62-A08-0 (x1)	Axle Load in Tons [t]: -1,270 Vehicle Equipment: for vehicles without towbar Required when retrofitting to NIVOMAT!
								a	62-A08-1 (x1)	Axle Load in Tons [t]: 1,271- Vehicle Equipment: for vehicles with towbar Required when retrofitting to NIVOMAT!

					t = turbo a = automatic e = eXtreme	<b>i</b>
<b>Article No.</b>						





## Ford

<b>GALAXY (WGR) 05.95 -</b>																																																									
<b>2.8 i V6 4X4</b>  <b>2.8 V6</b> <b>1.9 TDI, 81 kW</b> <b>1.9 TDI, 85 kW</b>	<table border="1" style="width:100%; border-collapse: collapse;"> <tr> <td style="width:15%; vertical-align: top;">04.96 - 04.00</td> <td style="width:10%; text-align: center;"></td> <td style="width:10%; text-align: center;"></td> <td style="width:5%; text-align: center;">ST</td> <td style="width:5%; text-align: center;">a</td> <td style="width:15%;"> <b>32-C81-F =</b>   <b>87-375-R</b>    87-375-A   87-398-L         </td> <td style="width:40%;"></td> </tr> <tr> <td></td> <td style="text-align: center;"></td> <td style="text-align: center;"></td> <td style="text-align: center;">ST</td> <td style="text-align: center;">a</td> <td> <b>27-B92-F =</b>  <b>60-A08-0  </b> </td> <td rowspan="2">           Replace in pairs only            Conversion requires Roadworthy Test.            Use retrofit kit when retrofitting to NIVOMAT!         </td> </tr> <tr> <td></td> <td style="text-align: center;"></td> <td></td> <td></td> <td></td> <td> <b>62-A08-1 (x1)</b> </td> <td>           Vehicle Equipment: for vehicles with towbar            Required when retrofitting to NIVOMAT!         </td> </tr> <tr> <td style="vertical-align: top;">04.00 - 08.97 - 04.00 04.00 -</td> <td style="text-align: center;"></td> <td style="text-align: center;"></td> <td style="text-align: center;">ST</td> <td style="text-align: center;">a</td> <td> <b>32-C81-F =</b> </td> <td></td> </tr> <tr> <td></td> <td style="text-align: center;"></td> <td style="text-align: center;"></td> <td style="text-align: center;">ST</td> <td style="text-align: center;">a</td> <td> <b>27-B92-F =</b> </td> <td></td> </tr> <tr> <td></td> <td></td> <td></td> <td></td> <td style="text-align: center;">e</td> <td> <b>60-A08-0  </b> </td> <td rowspan="2">           Replace in pairs only            Conversion requires Roadworthy Test.            Use retrofit kit when retrofitting to NIVOMAT!         </td> </tr> <tr> <td></td> <td style="text-align: center;"></td> <td></td> <td></td> <td></td> <td> <b>62-A08-0 (x1)</b> </td> <td>           Axle Load in Tons [t]: -1,270            Vehicle Equipment: for vehicles without towbar            Required when retrofitting to NIVOMAT!         </td> </tr> <tr> <td></td> <td></td> <td></td> <td></td> <td></td> <td> <b>62-A08-1 (x1)</b> </td> <td>           Axle Load in Tons [t]: 1,271-            Vehicle Equipment: for vehicles with towbar            Required when retrofitting to NIVOMAT!         </td> </tr> </table>	04.96 - 04.00			ST	a	<b>32-C81-F =</b>  <b>87-375-R</b>   87-375-A  87-398-L					ST	a	<b>27-B92-F =</b> <b>60-A08-0  </b>	Replace in pairs only Conversion requires Roadworthy Test. Use retrofit kit when retrofitting to NIVOMAT!						<b>62-A08-1 (x1)</b>	Vehicle Equipment: for vehicles with towbar Required when retrofitting to NIVOMAT!	04.00 - 08.97 - 04.00 04.00 -			ST	a	<b>32-C81-F =</b>					ST	a	<b>27-B92-F =</b>						e	<b>60-A08-0  </b>	Replace in pairs only Conversion requires Roadworthy Test. Use retrofit kit when retrofitting to NIVOMAT!						<b>62-A08-0 (x1)</b>	Axle Load in Tons [t]: -1,270 Vehicle Equipment: for vehicles without towbar Required when retrofitting to NIVOMAT!						<b>62-A08-1 (x1)</b>	Axle Load in Tons [t]: 1,271- Vehicle Equipment: for vehicles with towbar Required when retrofitting to NIVOMAT!
04.96 - 04.00			ST	a	<b>32-C81-F =</b>  <b>87-375-R</b>   87-375-A  87-398-L																																																				
			ST	a	<b>27-B92-F =</b> <b>60-A08-0  </b>	Replace in pairs only Conversion requires Roadworthy Test. Use retrofit kit when retrofitting to NIVOMAT!																																																			
					<b>62-A08-1 (x1)</b>		Vehicle Equipment: for vehicles with towbar Required when retrofitting to NIVOMAT!																																																		
04.00 - 08.97 - 04.00 04.00 -			ST	a	<b>32-C81-F =</b>																																																				
			ST	a	<b>27-B92-F =</b>																																																				
				e	<b>60-A08-0  </b>	Replace in pairs only Conversion requires Roadworthy Test. Use retrofit kit when retrofitting to NIVOMAT!																																																			
					<b>62-A08-0 (x1)</b>		Axle Load in Tons [t]: -1,270 Vehicle Equipment: for vehicles without towbar Required when retrofitting to NIVOMAT!																																																		
					<b>62-A08-1 (x1)</b>	Axle Load in Tons [t]: 1,271- Vehicle Equipment: for vehicles with towbar Required when retrofitting to NIVOMAT!																																																			





### GRANADA (GGTL, GGFL) 01.72 - 08.77

<b>2500 D</b>	01.72 - 08.77			ST	a	<b>27-853-1 ▲</b>	
				ST	a	<b>27-854-1</b>	
<b>2800</b> <b>1.7, 51 kW</b> <b>1.7, 55 kW</b> <b>2.0</b> <b>2.3</b>	01.76 - 08.77 12.74 - 08.77 03.72 - 02.75 01.75 - 08.77 01.72 - 08.77			ST	a	<b>27-853-1 ▲</b>	
				ST	a	<b>27-854-1</b>	












### GRANADA Estate (GGNL) 01.72 - 08.77

1.7 2.0 2.3	12.74 - 08.77 01.75 - 08.77 01.72 - 02.76			ST	a	<b>27-853-1 ▲</b>	
				ST	a	<b>27-854-1</b>	





### GRANADA Coupe (GGCL) 01.72 - 02.76






2.3	01.72 - 02.76			ST	a	<b>27-853-1 ▲</b>	
				ST	a	<b>27-854-1</b>	

### KA (RB\_) 09.96 -














































1.3 i, 36 kW	06.98 -			ST	t	<b>27-B69-F =</b>	
					a	<b>27-B69-0</b>	
1.3 i, 37 kW 1.3 i, 44 kW	09.96 - 09.96 -			ST	t	<b>27-B69-F =</b>	
					a	<b>27-B69-0</b>	
						<b>87-267-R</b>   87-267-A  87-266-L	
				ST	t	<b>27-B70-F =</b>	->01.1998
					a	<b>27-B70-0</b>	->01.1998
						<b>87-263-A</b>	






### MAVERICK (UDS, UNS) 02.93 - 04.98

2.4 i (UDS) 2.4 i, 87 kW 2.4 i, 91 kW 2.7 TD, 74 kW 2.7 TD, 92 kW	09.96 - 04.98 09.96 - 04.98 02.93 - 08.96 02.93 - 08.96 09.96 - 04.98			ST	a	<b>46-A31-0 =</b>	
				ST	a	<b>36-C13-0 =</b>	

					t = turbo a = automatic e = eXtreme	<b>i</b>
<b>Article No.</b>						
<b>Ford</b>						































**MONDEO I (GBP) 02.93 - 08.96**

<b>1.6 i 16V, 65 kW</b> <b>1.8 i 16V, 82 kW</b> <b>1.8 TD, 65 kW</b>	07.94 - 08.96 07.94 - 08.96 06.93 - 08.96			ST	t	32-A84-F =						
					a	32-A84-0						
						87-248-R  87-248-A  87-248-L						
				ST	t	32-A85-F =	->09.1994					
					t	32-B64-F =	10.1994->					
					a	32-A85-0	->09.1994					
					a	32-B64-0	10.1994->					
						87-361-A ▲						
						87-249-A						
						89-038-0						
<b>1.6 i 16V, 66 kW</b> <b>1.8 i 16V, 85 kW</b>	02.93 - 08.96 02.93 - 08.96			ST	t	32-A84-F =	06.1993->					
					a	32-A84-0	06.1993->					
						87-248-R  87-248-A  87-248-L						
				ST	t	32-A85-F =	06.1993 - 09.1994					
					t	32-B64-F =	10.1994->					
					a	32-A85-0	06.1993 - 09.1994					
					a	32-B64-0	10.1994->					
						87-361-A ▲						
						87-249-A						
						89-038-0						
<b>1.8 i 16V 4X4</b>	02.93 - 08.96			ST	t	32-A84-F =	->07.1996					
						87-248-R  87-248-A  87-248-L						
						89-036-0						
				ST	a	32-A86-F =	->09.1994					
					a	32-B65-F =	10.1994 - 07.1996					
						87-361-A ▲						
						89-038-0						
					<b>2.0 i 16V, 97 kW</b>	12.94 - 08.96			ST	t	32-A84-F =	
										a	32-A84-0	
										SP	32-A84-F =	
		ST	t	32-B64-F =								
			a	32-B64-0								
			SP	32-B64-F =								
				89-038-0								
			<b>2.0 i 16V 4X4</b>	12.94 - 08.96					ST	t	32-A84-F =	
											87-248-R  87-248-A  87-248-L	
											89-036-0	
		ST			a	32-B65-F =						
						87-361-A ▲						
						89-038-0						











					t = turbo a = automatic e = eXtreme	<b>i</b>
<b>Article No.</b>						






# Ford

## MONDEO I (GBP) 02.93 - 08.96










2.0 i 16V, 100 kW	02.93 - 08.96			t	32-A84-F =	06.1993->			
				a	32-A84-0	06.1993->			
				SP	32-A84-F =	06.1993->			
				87-248-R					
				  87-248-A   87-248-L					
				89-036-0					
				t	32-A85-F =	06.1993 - 09.1994			
					32-B64-F =	10.1994->			
					a	32-A85-0	06.1993 - 09.1994		
				a	32-B64-0		10.1994->		
					SP	t	32-A85-F =	06.1993 - 09.1994	
						t	32-B64-F =	10.1994->	
	87-361-A ▲								
	87-249-A								
	89-038-0								
2.5 i 24V	07.94 - 08.96			t	32-A84-F =				
				a	32-A84-0				
				SP	32-A84-F =				
				87-248-R					
				  87-248-A   87-248-L					
				89-036-0					
				t	32-A85-F =	->09.1994			
					32-B64-F =	10.1994->			
					a	32-A85-0	->09.1994		
				a	32-B64-0		10.1994->		
					SP	t	32-A85-F =	->09.1994	
						t	32-B64-F =	10.1994->	
	87-361-A ▲								
	87-249-A								
	89-038-0								
1.8 TD, 66 kW	10.95 - 08.96			t	32-A84-F =				
				a	32-A84-0				
				87-248-R					
				  87-248-A   87-248-L					
				89-036-0					
						t	32-B64-F =		
		a	32-B64-0						
		87-361-A ▲							
			87-249-A						
			89-038-0						

## MONDEO I Saloon (GBP) 02.93 - 08.96










1.6 i 16V, 65 kW 1.6 i 16V, 66 kW 1.8 i 16V, 82 kW 1.8 i 16V, 85 kW 1.8 TD, 65 kW	07.94 - 08.96 02.93 - 08.96 01.94 - 08.96 02.93 - 08.96 06.93 - 08.96			t	32-A84-F =	06.1993->				
				a	32-A84-0	06.1993->				
				87-248-R						
				  87-248-A   87-248-L						
				89-036-0						
						t	32-A85-F =	06.1993 - 09.1994		
		32-B64-F =	10.1994->							
		a	32-A85-0				06.1993 - 09.1994			
		a	32-B64-0			10.1994->				
						87-361-A ▲				
						87-249-A				
		89-038-0								

					t = turbo a = automatic e = eXtreme	<b>i</b>
<b>Article No.</b>						
<b>Ford</b>						










**MONDEO I Saloon (GBP) 02.93 - 08.96**

2.0 i 16V 4X4	12.94 - 08.96			ST	t	32-A84-F =	
						87-248-R	
						  87-248-A	
						 87-248-L	
					89-036-0		
						ST	a
		87-361-A ▲					
		89-038-0					













  






2.0 i 16V 2.5 i 24V	02.93 - 08.96 07.94 - 08.96			ST	t	32-A84-F =	06.1993->		
					a	32-A84-0	06.1993->		
					SP	t	32-A84-F =	06.1993->	
						87-248-R			
						  87-248-A			
						 87-248-L			
					89-036-0				
						ST	t	32-A85-F =	06.1993 - 09.1994
							t	32-B64-F =	10.1994->
							a	32-A85-0	06.1993 - 09.1994
							a	32-B64-0	10.1994->
						SP	t	32-A85-F =	06.1993 - 09.1994
t	32-B64-F =	10.1994->							
		87-361-A ▲							
		87-249-A							
		89-038-0							






















1.8 TD, 66 kW	10.95 - 08.96			ST	t	32-A84-F =			
					a	32-A84-0			
							87-248-R		
						  87-248-A			
						 87-248-L			
					89-036-0				
						ST	t	32-B64-F =	
							a	32-B64-0	
		87-361-A ▲							
		87-249-A							
	89-038-0								

**MONDEO I Estate (BNP) 01.93 - 08.96**

















1.6 i 16V, 65 kW 1.6 i 16V, 66 kW 1.8 i 16V, 82 kW 1.8 i 16V, 85 kW 2.0 i 16V, 100 kW 1.8 TD, 65 kW 1.8 TD, 66 kW	07.94 - 08.96 04.93 - 08.96 07.94 - 08.96 04.93 - 08.96 04.93 - 08.96 06.93 - 08.96 11.95 - 08.96			ST	t	32-A84-F =			
					a	32-A84-0			
							87-248-R		
						  87-248-A			
						 87-248-L			
					89-036-0				
						ST	t	36-A32-P 	
							a	46-A01-0 	
							e	60-169-0  	Replace in pairs only Use retrofit kit when retrofitting to NIVOMAT!
							ST		62-169-0 ▲(x1)

					t = turbo a = automatic e = eXtreme	<b>i</b>
<b>Article No.</b>						
<b>Ford</b>						







**MONDEO I Estate (BNP) 01.93 - 08.96**

2.0 i 16V, 97 kW	01.93 - 08.94			ST	t	32-A84-F =	06.1993->
					a	32-A84-0	06.1993->
				ST	t	36-A32-P 	06.1993->
				a	46-A01-0 	06.1993->	
		e	60-169-0 	06.1993-> Replace in pairs only Use retrofit kit when retrofitting to NIVOMAT!			
			ST		t	62-169-0 ▲(x1)	06.1993-> Conversion requires Roadworthy Test.
2.0 i 16V 4X4	12.94 - 08.96			ST	t	32-A84-F =	
					a	89-036-0	
				ST	t	36-A32-P 	
				a	46-A01-0 		
2.5 i 24V	07.94 - 08.96			ST	t	32-A84-F =	
					a	87-248-R  87-248-A  87-248-L	
				ST	e	60-169-0 	Replace in pairs only






**MONDEO II (BAP) 09.96 - 11.00**

1.6 i	09.96 - 11.00			ST	t	32-C05-F =	
					a	32-C06-F =	
1.6 i 16V	05.98 - 11.00						
1.8 i	09.96 - 11.00					87-248-A	
1.8 TD	09.96 - 11.00			ST	t	32-C07-F =	
					a	32-C08-F =	
						87-361-A ▲	
						87-249-A	
2.0 i	09.96 - 11.00			ST	t	32-C05-F =	
					a	32-C06-F =	
				SP	t	32-C05-F =	
							87-248-A
2.5 24V	09.96 - 11.00			ST	t	32-C07-F =	
					a	32-C08-F =	
						87-361-A ▲	
						87-249-A	
2.0 i 16V	09.96 - 11.00					87-248-A	
						87-361-A ▲	
						87-249-A	






**MONDEO II Saloon (BFP) 09.96 - 11.00**

1.6 i	09.96 - 11.00			ST	t	32-C05-F =	
					a	32-C06-F =	
1.6 i 16V	05.98 - 11.00						
1.8 i	09.96 - 11.00					87-248-A	
1.8 TD	09.96 - 11.00			ST	t	32-C07-F =	
					a	32-C08-F =	
						87-361-A ▲	
						87-249-A	












					t = turbo a = automatic e = eXtreme	<b>i</b>
<b>Article No.</b>						
<b>Ford</b>						
















**MONDEO II Saloon (BFP) 09.96 - 11.00**

2.0 i 2.0 i 16V 2.5 24V	09.96 - 11.00			ST	t	32-C05-F =		
					a	32-C06-F =		
					SP	32-C05-F =		
						87-248-A		
					ST	t	32-C07-F =	
						a	32-C08-F =	
						SP	32-C07-F =	
							87-361-A ▲ 87-249-A	















**MONDEO II Estate (BNP) 09.96 - 11.00**







1.6 i 1.6 i 16V 1.8 i 2.0 i 2.0 i 16V 2.5 24V 1.8 TD	09.96 - 11.00			ST	t	32-C05-F =		
					a	32-C06-F =		
						87-248-A		
					ST	a	36-A40-P 	Replace in pairs only Conversion requires Roadworthy Test. Use retrofit kit when retrofitting to NIVOMAT!
						e	60-209-0 	
							62-209-0 (x1)	Required when retrofitting to NIVOMAT!
	2.0 i 16V 4X4	09.96 - 11.00					87-248-A	

**ORION I (AFD) 07.83 - 03.86**









1.3 1.6 1.6 D	07.83 - 03.86			ST	t	27-553-F =				
					a	27-553-0				
						87-414-R  87-397-A  87-228-L				
						89-005-0				
							ST	t	27-B12-F =	
		a	27-323-0							
					ST	t	27-553-F =			
							87-414-R  87-397-A  87-228-L			
							89-005-0			
								ST	a	27-323-F =
						89-030-0				

**ORION II (AFF) 12.85 - 07.90**





































1.3, 44 kW 1.4, 52 kW 1.4, 54 kW 1.4 CAT 1.4, 55 kW 1.6, 66 kW 1.6 CAT 1.6 D 1.8 D	03.86 - 07.90			ST	t	27-553-F =				
					a	27-553-0				
						87-397-R  87-397-A  87-397-L				
						89-005-0				
							ST	t	27-B12-F =	
		a	27-323-0							
					ST	t	27-553-F =			
							27-553-0			
							89-005-0			
								ST	t	27-B12-F =
						a			27-323-0	
	89-030-0									






					t = turbo a = automatic e = eXtreme	
<b>Article No.</b>						
<b>Ford</b>						

**ORION II (AFF) 12.85 - 07.90**








1.6 i	03.86 - 07.90			ST	t	27-553-F =		
						87-397-R   87-397-A  87-397-L		
				ST	a		89-005-0	
							27-323-F =	
							89-030-0	

**ORION III (GAL) 07.90 - 12.93**









1.1	08.90 - 08.93			ST	t	32-A68-A =			
					a	32-A68-0			
				ST	t	27-A53-A =			
					a	27-A53-0			
1.3	07.90 - 12.93			ST	t	32-A68-A =	08.1990 - 08.1993		
					a	32-A68-0	08.1990 - 08.1993		
							87-228-R ▲   87-228-A  87-228-L		
								ST	t
1.4, 52 kW 1.4, 54 kW	07.90 - 12.93			ST	t	32-A68-A =	->10.1990 not for equipment variation: Ghia,S		
							a	32-A64-A =	11.1990 - 08.1993
							32-A68-0	->10.1990 not for equipment variation: Ghia,S	
								a	32-A64-0
							87-228-R ▲   87-228-A  87-228-L		
									89-005-0
					ST	t	27-A53-A =	->08.1993	
						a	27-A53-0	->08.1993 not for equipment variation: Ghia,S	
	1.6 i 16V	07.92 - 12.93			ST	t	32-A64-A =	->08.1993	
						a	32-A64-0	->08.1993 not for equipment variation: Ghia,S	
								87-228-R ▲   87-228-A  87-228-L	
				ST	t	27-A53-A =	->08.1993		
					a	27-A53-0	->08.1993 not for equipment variation: Ghia,S		
1.6 i	07.90 - 09.92			ST	t	32-A64-A =			
					a	32-A64-0	not for equipment variation: Ghia,S		
								87-228-R ▲   87-228-A  87-228-L	
				ST	t	27-A53-A =			
					a	27-A53-0	not for equipment variation: Ghia,S		

					t = turbo a = automatic e = eXtreme	<b>i</b>
<b>Article No.</b>						
<b>Ford</b>						





















**ORION III (GAL) 07.90 - 12.93**






1.8 i 16V, 77 kW 1.8 i 16V, 96 kW 1.8 D 1.8 TD	02.92 - 12.93			ST	t	32-A64-A =	->08.1993	
	01.92 - 12.93				a	32-A64-0	->08.1993	
	11.90 - 12.93		87-228-R ▲		↔  87-228-A		 87-228-L	
	03.92 - 12.93		89-005-0					
				ST	t	27-A53-A =	->08.1993	
					a	27-A53-0	->08.1993	

**PUMA (EC\_) 03.97 -**


















1.4 16V	11.97 - 10.00			ST	t	27-C39-F =		
					a	27-D74-F =		
1.7 16V	03.97 -			ST	t	27-C39-F =		
					87-268-R		↔  87-268-A	
				 87-266-L				
						ST	t	27-D74-F =
		a	87-263-A					

**SCORPIO I (GAE, GGE) 04.85 - 09.94**










































1.8 2.0 i, 74 kW 2.0	04.85 - 02.92 10.85 - 12.90 04.85 - 08.89			ST	t	32-A48-F =		
					a	32-511-0		
					87-246-R		↔  87-246-A	
2.0 i, 85 kW 2.4 i, 92 kW 2.4 i CAT	04.85 - 02.92 10.88 - 02.92 10.88 - 02.92			ST	89-037-0			
					 87-228-L			
					89-037-0			
2.4 i, 96 kW 2.8 i 2.9 i CAT	09.86 - 09.88 04.85 - 11.86 10.87 - 02.92			ST	t	27-379-F =		
					a	27-379-0		
					e	60-138-0 ▲▲Ⓢ	Conversion requires Roadworthy Test. Replace in pairs only	
2.0 i, 85 kW 2.5 TD, 85 kW	02.92 - 09.94 08.93 - 09.94			ST	t	32-A48-F =		
					87-246-R		↔  87-246-A	
					 87-228-L		89-037-0	
2.0 i, 88 kW 2.5 D 2.5 TD, 68 kW	05.89 - 09.94 12.85 - 02.92 06.88 - 07.93			ST	a	36-A09-0 =		
					87-246-R		↔  87-246-A	
		 87-228-L		89-037-0				
				ST	t	27-379-F =	->01.1992	
					a	27-379-0	->01.1992	
					a	36-A09-0 =	02.1992->	
					e	60-138-0 ▲▲Ⓢ	->01.1992 Conversion requires Roadworthy Test. Replace in pairs only	
2.8 i 4X4	10.85 - 11.86			ST	t	27-379-F =		






					t = turbo a = automatic e = eXtreme	<b>i</b>
<b>Article No.</b>						
<b>Ford</b>						

**SCORPIO I (GAE, GGE) 04.85 - 09.94**
















2.9 i, 107 kW 2.9 i, 110 kW	09.86 - 09.94 09.86 - 09.94			ST	t	32-A48-F =	
					a	32-511-0	->01.1992
						87-246-R   87-246-A  87-228-L	
						89-037-0	
				ST	t	27-379-F =	->01.1992
					a	27-379-0	->01.1992
					a	36-A09-0 =	02.1992->
					e	60-138-0   	->01.1992 Conversion requires Roadworthy Test. Replace in pairs only
2.9 i 4X4, 107 kW 2.9 i 4X4, 110 kW	05.88 - 02.93 09.86 - 09.94			ST	t	27-379-F =	->01.1992
					a	36-A09-0 =	02.1992->
2.9 i 24V	04.91 - 09.94			ST	t	32-A48-F =	02.1992->
						89-037-0	

**SCORPIO I Saloon (GGE) 09.86 - 12.94**






























2.0 i, 85 kW 2.5 TD, 85 kW	02.92 - 09.94 08.93 - 09.94			ST	t	32-A48-F =	
						87-246-R   87-246-A  87-228-L	
						89-037-0	
						ST	a
2.0 i, 88 kW 2.5 TD, 68 kW	05.89 - 09.94 06.88 - 07.93			ST	t	32-A48-F =	
					a	32-511-0	->01.1992
						87-246-R   87-246-A  87-228-L	
						89-037-0	
				ST	t	27-379-F =	->01.1992
					a	27-379-0	->01.1992
					a	36-A09-0 =	02.1992->
					e	60-138-0   	->01.1992 Conversion requires Roadworthy Test. Replace in pairs only
2.0 i, 92 kW	05.89 - 02.92			ST	t	32-A48-F =	
					a	32-511-0	
						89-037-0	
				ST	t	27-379-F =	
					a	27-379-0	
					e	60-138-0   	Conversion requires Roadworthy Test. Replace in pairs only
							
2.4 i	10.88 - 02.92			ST	t	32-A48-F =	
					a	32-511-0	
						87-246-R   87-246-A  87-228-L	
						89-037-0	
				ST	t	27-379-F =	
					a	27-379-0	
					e	60-138-0   	Conversion requires Roadworthy Test. Replace in pairs only

					t = turbo a = automatic e = eXtreme	<b>i</b>
<b>Article No.</b>						
<b>Ford</b>						



















**SCORPIO I Saloon (GGE) 09.86 - 12.94**

2.9 i	09.86 - 12.94			ST	t	32-A48-F =	->09.1994
					a	32-511-0	->01.1992
						87-246-R	
						 87-246-A  87-228-L	
				ST	t	27-379-F =	->01.1992
					a	27-379-0	->01.1992
					a	36-A09-0 =	02.1992 - 09.1994
					e	60-138-0  	->01.1992 Conversion requires Roadworthy Test. Replace in pairs only
2.9 i 4X4	12.89 - 02.92			ST	t	27-379-F =	->01.1992
					a	36-A09-0 =	02.1992->
2.9 i 24V	04.91 - 09.94			ST	t	32-A48-F =	02.1992->
						89-037-0	























**SCORPIO I Estate (GGE) 05.88 - 09.94**

2.0 i, 85 kW 2.0 i, 88 kW 2.4 i 2.9 i 2.5 TD, 68 kW	09.91 - 09.94 09.91 - 09.94 09.91 - 09.94 09.91 - 09.94 09.91 - 07.93			ST	t	32-A48-F =	02.1992->
						87-246-R	
						 87-246-A  87-228-L	
						89-037-0	
				ST	e	60-165-3  	02.1992-> Replace in pairs only
2.9 24V	08.93 - 09.94			ST	t	32-A48-F =	
						89-037-0	
				ST	e	60-165-3  	Replace in pairs only
2.5 TD, 85 kW	08.93 - 09.94			ST	t	32-A48-F =	
						87-246-R	
						 87-246-A  87-228-L	
						89-037-0	
				ST	e	60-165-3  	Replace in pairs only

**SCORPIO II (GFR, GGR) 10.94 - 08.98**

2.0 i 2.0 i 16V	10.94 - 08.98 10.94 - 08.98			ST	a	36-A23-F  	
					a	36-A24-F  	
2.3 i 16V	06.96 - 08.98					87-248-L	
2.9 i 2.5 TD, 85 kW 2.5 TD, 92 kW	02.95 - 08.98 10.94 - 08.98 09.96 - 08.98			ST	a	36-A25-0 =	
2.9 i 24V	10.94 - 08.98			ST	a	36-A23-F  	
					a	36-A24-F  	
				ST	a	36-A25-0 =	

**SCORPIO II Estate (GMR, GGR) 10.94 - 08.98**

2.0 i 2.0 i 16V	10.94 - 08.98 10.94 - 08.98			ST	a	36-A23-F  	
					a	36-A24-F  	
2.3 i 16V	06.96 - 08.98					87-248-L	
2.9 i 2.5 TD, 85 kW 2.5 TD, 92 kW	02.95 - 08.98 10.94 - 08.98 09.96 - 08.98			ST	e	60-181-4  	Replace in pairs only Conversion requires Roadworthy Test. Use retrofit kit when retrofitting to NIVOMAT!
2.9 i 24V	10.94 - 08.98			ST	a	36-A23-F  	
					a	36-A24-F  	
				ST	e	60-181-4  	Replace in pairs only Conversion requires Roadworthy Test. Use retrofit kit when retrofitting to NIVOMAT!

					t = turbo a = automatic e = eXtreme	<b>i</b>
<b>Article No.</b>						
<b>Ford</b>						

**SIERRA Hatchback (GBC) 08.82 - 12.86**

1.3 2.0, 66 kW 2.0, 77 kW 2.3 D	08.82 - 12.86 08.82 - 10.84 08.82 - 12.86 08.82 - 12.86			<b>ST</b>	t	32-495-F =	06.1984->				
					t	32-138-F =	09.1982 - 05.1984				
					a	32-495-0	06.1984->				
					a	32-138-0	09.1982 - 05.1984				
						89-016-0					
							<b>ST</b>	t	36-A14-P		
			a	27-256-0							
				a	36-A14-0						
1.6, 55 kW 2.3	08.82 - 12.86 08.82 - 12.86			<b>ST</b>	t	32-495-F =	06.1984->				
					t	32-138-F =	09.1982 - 05.1984				
					a	32-495-0	06.1984->				
					a	32-138-0	09.1982 - 05.1984				
						87-397-R 87-397-A 87-397-L	10.1984->				
							<b>ST</b>	t	36-A14-P		
			a	27-256-0							
				a	36-A14-0						
1.6, 58 kW	08.84 - 12.86			<b>ST</b>	t	32-495-F =					
					a	32-495-0					
						89-016-0					
							<b>ST</b>	t	36-A14-P		
								a	27-256-0		
									a	36-A14-0	
1.8 2.0, 74 kW 2.0 i	10.84 - 12.86 10.85 - 12.86 03.85 - 12.86			<b>ST</b>	t	32-495-F =					
					a	32-495-0					
						87-397-R 87-397-A 87-397-L	10.1984->				
							<b>ST</b>	t	36-A14-P		
								a	27-256-0		
									a	36-A14-0	
2.8 XR4i, 105 kW 2.8 XR4i, 110 kW	08.82 - 12.86 08.82 - 12.86			<b>ST</b>	t	32-138-F =	03.1983 - 05.1984				
					t	32-495-F =	06.1984->				
							<b>ST</b>	t	36-A14-P		
								a	36-A14-0		
2.8 XR 4X4	02.85 - 12.86					87-397-R 87-397-A 87-397-L					

**SIERRA Estate (BNC) 08.82 - 12.86**

1.3 2.0, 66 kW	09.82 - 12.86 08.82 - 10.84			<b>ST</b>	t	32-138-F =	->05.1984
					t	32-495-F =	06.1984->
					a	32-138-0	->05.1984
					a	32-495-0	06.1984->
						89-016-0	
							<b>ST</b>
			a	27-078-0			
				e	60-135-0	Conversion requires Roadworthy Test. Replace in pairs only Use Ford parts no. 6 117 052 (coil spring), 6 122 227 (bump rubber) for retrofitting	






					t = turbo a = automatic e = eXtreme  <b>Article No.</b>	
Ford						























**SIERRA Estate (BNC) 08.82 - 12.86**






























1.6 2.0, 77 kW 2.3 2.3 D	08.82 - 12.86 08.82 - 12.86 08.82 - 12.86 08.82 - 12.86			ST	t	32-138-F =	->05.1984		
					t	32-495-F =	06.1984->		
					a	32-138-0	->05.1984		
						ST	t	87-397-R	10.1984->
							a	87-397-A	
							a	87-397-L	
				ST	t	46-A05-0 =			
					a	27-078-0			
					e	60-135-0	Conversion requires Roadworthy Test. Replace in pairs only Use Ford parts no. 6 117 052 (coil spring), 6 122 227 (bump rubber) for retrofitting		

**SIERRA Hatchback (GBC, GBG) 01.87 - 02.93**






1.6, 53 kW 1.6, 55 kW 1.6 i 1.8, 59 kW 1.8, 64 kW 1.8, 66 kW 2.0 i, 74 kW 2.0 i CAT 2.0 2.0 i, 85 kW 2.0 i, 88 kW 1.8 TD 2.3 D	01.88 - 02.93 01.87 - 02.93 10.89 - 02.93 10.87 - 05.88 05.88 - 02.93 01.87 - 05.88 01.87 - 02.93 01.87 - 02.93 01.87 - 02.93 06.89 - 02.93 08.88 - 02.93 01.87 - 09.89			ST	t	32-495-F =						
					a	32-495-0						
									ST	t	87-397-R	
		a	87-397-A									
		a	87-397-L									
						ST	t	89-016-0				
									ST	t	36-A14-P	
										a	27-256-0	
		a	36-A14-0									
2.0 i, 80 kW 2.0 i 16V 2.0 i, 92 kW  2.0 RS Cosworth 2.0 16V Cosworth 4x4 2.0 16V Cosworth 4x4 CAT 2.8 i XR 4x4 2.9 i XR 4x4, 107 kW 2.9 i XR 4x4, 110 kW 2.9 i	06.89 - 02.93 01.87 - 02.93 06.89 - 02.93  11.87 - 01.90 01.90 - 02.93 01.90 - 02.93 01.87 - 08.88 08.88 - 02.93 08.88 - 02.93 08.88 - 02.93			ST	t	32-495-F =						
					a	32-495-0						
									ST	t	87-397-R	
		a	87-397-A									
		a	87-397-L									
						ST	t	32-495-F =	Equipment Variation: XR-4			
									ST	t	36-A14-P	Equipment Variation: XR-4
										a	36-A14-0	Equipment Variation: XR-4









					t = turbo a = automatic e = eXtreme	<b>i</b>
<b>Article No.</b>						
<b>Ford</b>						









SIERRA (GBG, GB4)	01.87 - 02.93							
1.4 4x4 2.0 i 16V	04.88 - 12.93			ST	t	32-495-F =		
	01.87 - 02.93				a	32-495-0		
					ST	t	36-A14-P =*	
		a				27-256-0		
					a	36-A14-0 =●		
1.6, 53 kW 1.6, 55 kW 1.6 i 1.8, 64 kW 1.8, 59 kW 1.8, 66 kW 2.0 i, 74 kW 2.0 i CAT 2.0 2.0 i, 85 kW 1.8 TD 2.3 D	01.88 - 02.93			ST	t	32-495-F =		
	01.87 - 02.93				a	32-495-0		
	10.89 - 02.93						87-397-R	
	05.88 - 02.93							87-397-A
	10.87 - 09.89						87-397-L	
	01.87 - 05.88				ST	t	36-A14-P =*	
	01.87 - 12.89	a				27-256-0		
	01.87 - 02.93					a	36-A14-0 =●	
	01.87 - 02.93							
	01.87 - 02.93							
08.88 - 02.93								
01.87 - 09.89								
01.90 - 02.93						87-397-R		
							87-397-A	
						87-397-L		
2.9 i	08.88 - 02.93			ST	t	32-495-F =	Equipment Variation: XR-4	
				ST	t	36-A14-P =*	Equipment Variation: XR-4	
					a	36-A14-0 =	Equipment Variation: XR-4	







SIERRA Estate (BNG)	01.87 - 02.93							
1.3 1400 2.0 i 16V	06.84 - 12.93			ST	t	32-495-F =		
	04.88 - 12.93				a	32-495-0		
	01.87 - 02.93				ST	t	46-A05-0 =	
		a				27-078-0		
					e	60-135-0 	Conversion requires Roadworthy Test. Replace in pairs only Use Ford parts no. 6 117 052 (coil spring), 6 122 227 (bump rubber) for retrofitting	
1.6, 53 kW 1.6, 55 kW 1.6, 59 kW 1.8, 59 kW 1.8, 64 kW 1.8, 66 kW 2.0 i, 74 kW 2.0 i CAT 2.0 2.0 i, 85 kW 2.0 i, 88 kW 1.8 TD 2.3 D	01.88 - 02.93			ST	t	32-495-F =		
	01.87 - 02.93				a	32-495-0		
	10.89 - 02.93						87-397-R	
	10.87 - 05.88							87-397-A
	05.88 - 02.93						87-397-L	
	01.87 - 05.88				ST	t	46-A05-0 =	
	01.87 - 02.93	a				27-078-0		
	01.87 - 02.93					e	60-135-0 	Conversion requires Roadworthy Test. Replace in pairs only Use Ford parts no. 6 117 052 (coil spring), 6 122 227 (bump rubber) for retrofitting
	01.87 - 02.93							
	01.87 - 02.93							
05.89 - 02.93								
08.88 - 02.93								
01.87 - 09.89								
02.90 - 02.93						87-397-R		
							87-397-A	
						87-397-L		
				ST	t	46-A05-0 =	->08.1991	
					a	27-078-0	->08.1991	
2.8 4x4 2.9 4X4	01.87 - 08.88					87-397-R		
	08.88 - 02.93						87-397-A	
						87-397-L		
				ST	t	46-A05-0 =		
					a	27-078-0		



















					t = turbo a = automatic e = eXtreme	<div style="font-size: 2em; font-weight: bold; margin: 0;">i</div>
<b>Article No.</b>					Ford	











<b>TAUNUS (GBFK)</b>		<b>08.70 - 02.76</b>	
1300	08.70 - 02.76		
1600, 50 kW	01.74 - 05.75		
1600, 53 kW	08.70 - 02.76		
1600, 65 kW	08.70 - 02.76		













<b>TAUNUS (GBTK)</b>		<b>01.70 - 02.76</b>	
1300	01.70 - 05.75		
1600, 53 kW	01.70 - 05.75		
1600, 50 kW	01.74 - 05.75		
1600, 65 kW	08.70 - 02.76		









<b>TAUNUS Coupe (GBCK)</b>		<b>08.70 - 02.76</b>	
1300	08.70 - 02.76		
1600, 53 kW	08.70 - 02.76		
1600, 65 kW	08.70 - 02.76		





<b>TAUNUS Estate (GBNK)</b>		<b>08.70 - 02.76</b>	
1300	08.70 - 02.76		
1600	08.70 - 02.76		





<b>TAUNUS (GBTS, GBFS, CBTS)</b>		<b>05.75 - 07.79</b>	
1.3 (CBTS)	09.76 - 07.79		
1.3	05.75 - 07.79		
1.6, 50 kW	05.75 - 07.79		
1.6, 53 kW	05.75 - 07.79		
2.0	05.75 - 07.79		
2.3	05.75 - 07.79		









<b>TAUNUS Estate (GBNS)</b>		<b>05.75 - 07.79</b>	
1.3, 40 kW	12.75 - 07.79		
1.3, 43 kW	05.75 - 07.79		
1.6, 50 kW	05.75 - 07.79		
1.6, 53 kW	05.75 - 07.79		
2.0	05.75 - 07.79		






<b>TAUNUS '80 (GBS, GBNS)</b>		<b>07.79 - 07.82</b>	
1.3	07.79 - 07.82		
1.6, 51 kW	07.79 - 07.82		
1.6, 54 kW	07.79 - 07.82		
2.0, 74 kW	07.79 - 07.82		
2.0, 66 kW	07.79 - 07.82		
2.3	07.79 - 07.82		

<b>TAUNUS '80 Estate (GBNS)</b>		<b>07.79 - 07.82</b>	
1.3	07.79 - 07.82		
1.6, 51 kW	07.79 - 07.82		
1.6, 54 kW	07.79 - 07.82		
2.0	07.79 - 07.82		





<b>ECONOVAN (KBA, KCA)</b>		<b>03.86 - 03.92</b>	
1.4	03.86 - 03.92		
2.0 D	03.86 - 03.92		

<b>ECONOVAN Box (KAA)</b>		<b>05.85 - 03.92</b>	
1.4	03.86 - 03.92		
2.0 D	03.86 - 03.92		





<b>TRANSIT</b>			
1.5	09.70 - 10.85		
2.3	09.70 - 10.85		
2.4 D	09.70 - 10.85		
2.5 D	09.70 - 10.85		

					t = turbo a = automatic e = eXtreme	<b>i</b>
<b>Article No.</b>						
<b>Ford</b>						









**TRANSIT**

2.5	11.85 - 06.91			ST	a	32-986-0	Model: 80,100,115,120		
						27-629-0	Model: 100L,130,150,175,190		
						ST	a	27-408-0	Model: 80,100,115,120
								a	27-421-0









**TRANSIT Bus (72E, 73E) 11.65 - 09.78**






1.7 FT 100 (72E2A)	04.71 - 03.78			ST	a	32-392-0				
						a	32-F66-0			
								a	32-393-0	Model: 100L,130,150,175,190
								a	32-395-0	Model: 75, 115, 100, 125

**TRANSIT Bus (V\_ \_) 11.77 - 09.92**







1.6 (VAS, VLS, VZS) 2.0 (VAS, VLS, VZS) 2.0 (VAS, VIL, VLS, VUL, VZS) 2.3 D (VAS, VBL, VIL, VUL, VZS) 2.5 (VAS, VBL, VIL, VUL, VZS)	12.77 - 10.86 11.77 - 10.86 11.77 - 10.86 12.77 - 10.86 10.83 - 10.86			ST	a	32-986-0	11.1985-> Model: 80,100,115,120					
						ST	a	32-392-0	->10.1985			
								a	32-F66-0	->10.1985		
								a	27-629-0	11.1985-> Model: 100L,130,150,175,190		
								a	32-393-0	->10.1985 Model: 100L,130,150,175,190		
								a	32-395-0	->10.1985 Model: 75,100,115,125		
								a	27-408-0	11.1985-> Model: 80,100,115,120		
								a	27-421-0	11.1985-> Model: 100L,130,150,175,190		
										a	32-392-0	
										a	32-F66-0	
						a	32-393-0	Model: 100L,130,150,175,190				
						a	32-395-0	Model: 75, 115, 100, 125				

**TRANSIT Bus (T\_ \_) 02.77 - 09.92**















1.6 (TBL, TES) 2.5 D (TBS, TCL, TCS, TEL, TES)	12.85 - 01.89 12.85 - 01.89			ST	a	32-986-0	Model: 80,100,115,120			
						ST	a	27-629-0	Model: 100L,130,150,175,190	
								a	27-408-0	Model: 80,100,115,120
								a	27-421-0	Model: 100L,130,150,175,190
2.0 (TBS, TCL, TCS, TEL, TES) 2.0 (TBS, TCL, TCS) CAT 2.5 D (TBS, TEL, TES)	11.85 - 09.92 12.85 - 09.92 09.88 - 09.92			ST	a	32-986-0	->06.1991 Model: 80,100,115,120			
						a	32-A74-0	07.1991->		
								a	27-629-0	->06.1991 Model: 100L,130,150,175,190
								a	27-408-0	->06.1991 Model: 80,100,115,120
								a	27-421-0	->06.1991 Model: 100L,130,150,175,190
								a	32-F70-A	07.1991-> Model: 80,100,115,120,190
				a	32-F71-A	07.1991-> Model: 100L,130,150,150L Model: 150S,190L				

					t = turbo a = automatic e = eXtreme	<b>i</b>
<b>Article No.</b>						
<b>Ford</b>						















**TRANSIT Box (T\_ ) 09.85 - 09.92**

2.5 D (TAL, TAS, TGL, TWS)	10.88 - 09.91			ST	a	32-986-0	->06.1991 Model: 80,100,115,120
				a	32-A74-0	07.1991->	
				ST	a	27-629-0	->06.1991 Model: 100L,130,150,175,190
				a	27-408-0	->06.1991 Model: 80,100,115,120	
				a	a	27-421-0	->06.1991 Model: 100L,130,150,175,190
				a	a	32-F70-A	07.1991-> Model: 80,100,115,120,190
a	a	32-F71-A	07.1991-> Model: 100L,130,150,150L Model: 150S,190L				









**TRANSIT Bus (E\_ ) 01.91 - 07.94**






2.0	09.91 - 09.94			ST	a	32-A74-0	
				a	32-F70-A	Model: 80,100,115,L,120 Model: 190,EF	
				a	a	32-F71-A	Model: 100L,120L,130,150 Model: 150L,150S,190L
2.0 i (EBL, EDL, EGL, ESS, EUS)	09.91 - 07.94			ST	a	32-A74-0	
				a	32-F70-A	Model: 80,100,115,120,190	
2.5 DI (EBS, EDS, EDL, ESS, EUS)	08.91 - 07.94			a	a	32-F71-A	Model: 100L,130,150,150L Model: 150S,190L
2.5 DI (EBS, EDS, EGL, ESS, EUS)	09.91 - 07.94			a	a	32-F70-A	
2.5 TD (EBS, EBL, ECL, EDS, EDL, ESS, EUS)	10.92 - 07.94			a	a	32-F71-A	
2.5 TD (ECL, EDS, EDL, EGL, ESS, EUS)	09.91 - 07.94			a	a	32-F71-A	

**TRANSIT Bus (E\_ ) 07.94 - 03.00**








2.0 (EBL, EBS, ECL, EDS, EDL, EGL, ESS, ESL, EUS)	09.95 - 03.00			ST	a	32-A74-0	
				a	87-016-A		
2.0 CNG	06.94 - 03.00			ST	a	32-F70-A	Model: 80,100,115,115L,120 Model: 190,EF
2.5 DI (EBL, EDS, ESL, ESS, EUS)	04.97 - 03.00			a	a	32-F71-A	Model: 100L,120L,130,150 Model: 150L,150S
2.5 TD (EB_, ED_, ES_)	10.98 - 03.00			a	a	32-F70-A	
2.5 DI (EBL, ECL, EDS, EDL)	07.94 - 03.00			ST	a	32-A74-0	
2.5 TD (EBL, EDL, EDS, EGL, ESL, ESS, EUS)	01.95 - 03.00			a	a	87-016-A	09.1995->
2.5 TD (ECL, EDL, EDS, ESL, ESS, EUS)	07.94 - 03.00			ST	a	32-F70-A	Model: 80,100,115,115L,120 Model: 190,EF
				a	a	32-F71-A	Model: 100L,120L,130,150 Model: 150L,150S

**TRANSIT Box (E\_ ) 06.94 - 03.00**





2.5 DI (EAL, EAS)	06.94 - 03.00			ST	a	32-A74-0	
				a	87-016-A	09.1995->	
2.5 TD (EAL, EAS)	06.94 - 03.00			ST	a	32-F70-A	Model: 80,100,115,L,120 Model: 190,EF
				a	a	32-F71-A	Model: 100L,120L,130,150 Model: 150L,150S,190L
2.5 TDI (EAL, EAS)	09.95 - 03.00			ST	a	32-A74-0	
				a	87-016-A	09.1995->	
				ST	a	32-F70-A	Model: 80,100,115,115L,120 Model: 190,EF
				a	a	32-F71-A	Model: 100L,120L,130,150 Model: 150L,150S



					t = turbo a = automatic e = eXtreme	<b>i</b>
<b>Article No.</b>						





## Ford USA





<b>EXPLORER (U2)</b>		<b>01.93 -</b>						
4.0 V6, 115 kW	03.95 -			ST	a	46-A36-0		
4.0 V6, 121 kW	01.93 -			ST	a	46-A37-0		
4.0 V6, 152 kW	05.98 -							





## FSO



<b>101 P</b>								
101P, Zastava				ST	a	27-190-3		
				ST	a	27-191-3		



<b>F.S.O. Polonez</b>								
1.4i	01.79 -			ST	a	27-538-9		






<b>126P</b>		<b>07.72 - 12.91</b>						
0.6, 17 kW	07.72 - 07.77			ST	a	27-462-1		
0.6, 22 kW	07.77 - 12.91			ST	a	27-208-0		

<b>127P</b>		<b>10.69 - 10.76</b>						
0.9	10.69 - 10.76			ST	a	27-194-4		
				ST	a	27-195-3		







<b>132P</b>		<b>01.74 - 09.78</b>						
1.6	01.74 - 09.78			ST	a	27-538-9		
1.8	07.75 - 09.78			ST	a	27-186-9		

<b>POLONEZ I</b>		<b>10.77 - 08.88</b>						
1.5	10.77 - 08.88			ST	a	27-538-9		01.1979->
1.6	08.86 - 08.88							







<b>POLONEZ II</b>		<b>08.88 - 08.92</b>						
1.5	08.88 - 08.92			ST	a	27-538-9		
1.5 i	08.88 - 08.92							
1.6	08.88 - 08.92							
1.9 D	08.88 - 08.92							

					t = turbo a = automatic e = eXtreme	<b>i</b>
<b>Article No.</b>						
<b>Honda</b>						



**ACCORD I Hatchback (SJ, SY) 01.79 - 09.83**

1.8 (SY 100,110) 1.8 (SZ 100,120)	10.81 - 06.83			ST	a	32-A01-0 ☉	
	10.81 - 06.83				a	32-A02-0 ☉	
					a	32-A03-0 ☉	
					a	32-A04-0 ☉	
1.6 L/EX (SY)	09.81 - 09.83			ST	a	32-A01-0 ☉	10.1981 - 06.1983
					a	32-A02-0 ☉	10.1981 - 06.1983
						87-447-R	
					a	32-A03-0 ☉	10.1981 - 06.1983
					a	32-A04-0 ☉	10.1981 - 06.1983
1.6 (SZ)	09.81 - 09.83			ST	a	32-A01-0 ☉	10.1981 - 06.1983
					a	32-A02-0 ☉	10.1981 - 06.1983
						87-447-R	
					a	32-A03-0 ☉	10.1981 - 06.1983
					a	32-A04-0 ☉	10.1981 - 06.1983



**ACCORD I (SJ, SY) 05.76 - 09.83**

1.8 (SY 100,110)	10.81 - 06.83			ST	a	32-A01-0 ☉	
					a	32-A02-0 ☉	
					a	32-A03-0 ☉	
						a	32-A04-0 ☉
1.6 L/EX (SY)	09.81 - 09.83			ST	a	32-A01-0 ☉	10.1981 - 06.1983
					a	32-A02-0 ☉	10.1981 - 06.1983
						87-447-R	
					a	32-A03-0 ☉	10.1981 - 06.1983
					a	32-A04-0 ☉	10.1981 - 06.1983
1.6 (SZ)	09.81 - 09.83			ST	a	32-A01-0 ☉	10.1981 - 06.1983
					a	32-A02-0 ☉	10.1981 - 06.1983
						87-449-R	
					a	32-A03-0 ☉	10.1981 - 06.1983
					a	32-A04-0 ☉	10.1981 - 06.1983













**ACCORD II Hatchback (AC, AD) 09.83 - 10.85**

1.6 EX (AC) 1.8 EX (AD)	09.83 - 10.85			ST	a	32-A02-0 ☉	->05.1985
	09.83 - 10.85					87-447-R	
					a	32-A03-0 ☉	->05.1985
						a	32-A04-0 ☉
						87-449-R	

**ACCORD II (AC, AD) 09.83 - 10.85**

1.6 EX (AC) 1.8 EX (AD)	09.83 - 10.85			ST	a	32-A02-0 ☉	->05.1985
	09.83 - 10.85					87-447-R	
					a	32-A03-0 ☉	->05.1985
						a	32-A04-0 ☉
						87-449-R	

**ACCORD III (CA4, CA5) 11.85 - 12.89**

1.6 L (CA4)	11.85 - 12.89			ST	t	27-A39-A ☉	
	11.85 - 12.89				t	27-A40-A ☉	
2.0 EX (CA5), 75 kW	11.85 - 12.89			ST		87-448-R	
2.0 EX (CA5), 76 kW	11.85 - 12.89						
2.0 EX (CA5), 78 kW	11.85 - 05.89			ST	t	27-A34-A =	
2.0 EXi (CA5), 85 kW	10.87 - 12.89						
2.0 EXi (CA5), 90 kW	11.85 - 12.87			ST		87-449-R	
2.0 i 16V (CA5), 98 kW	10.87 - 12.89						
2.0 i 16V (CA5), 101 kW	01.87 - 12.87			ST	t	27-A39-A ☉	
1.6 L (CA5)	11.85 - 12.89				t	27-A40-A ☉	
				ST	t	27-A34-A =	



t = turbo  
a = automatic  
e = eXtreme

Article No.



# Honda

## ACCORD III Estate (CA5) 11.85 - 12.89

1.6 L	11.85 - 12.89			ST	t	27-A39-A =	
2.0 EX	10.87 - 12.89				t	27-A40-A =	
2.0 EX (CA5), 76 kW	10.87 - 12.89					87-448-R	
2.0 EX (CA5), 78 kW	11.85 - 05.89						
2.0 EXi (CA5), 85 kW	10.87 - 12.89			ST	t	27-A34-A =	
2.0 EXi (CA5), 90 kW	11.85 - 12.87						87-449-R

## ACCORD IV (CB3, CB7) 01.90 - 03.93

1.8 (CB 1)	01.90 - 03.93			ST	t	27-C44-F =	
					a	27-C44-A =	
					t	27-C45-F =	
					a	27-C45-A =	
2.0 16V (CB3), 66 kW	01.90 - 03.93			ST	t	27-C44-F =	
					a	27-C44-A =	
2.0 16V (CB3), 81 kW	01.90 - 03.93				t	27-C45-F =	
					a	27-C45-A =	
2.0 i 16V (CB3)	01.90 - 03.93					87-449-R	
2.2 i 16V Automatik (CB7)	01.90 - 03.93			ST	t	27-C44-F =	
					a	27-C44-A =	
2.2 i 16V (CB7)	01.90 - 03.93					87-449-R	

## ACCORD IV Estate (CB8, CC) 01.91 - 09.93

2.0 i 16V (CC9)	03.93 - 12.93			ST	a	27-C44-A =	
						30-A12-A =	
						87-449-R	
2.2 i 16V (CB8), 108 kW	01.91 - 12.93			ST	t	27-C44-F =	
					a	27-C44-A =	
						30-A12-A =	
2.2 i 16V (CB8), 110 kW	01.91 - 12.93					87-449-R	
2.2 i 16V (CB9), 108 kW	01.91 - 12.93			ST	t	27-C44-F =	
					a	27-C44-A =	
						30-A12-A =	
2.2 i 16V (CB9), 110 kW	01.91 - 12.93					87-449-R	

## ACCORD IV Coupe (CC1) 01.92 - 09.93






2.0 i 16V	01.92 - 09.93			ST	t	27-C44-F =	
					a	27-C44-A =	
						27-C45-F =	
						27-C45-A =	
						87-449-R	

## ACCORD V (CC7) 03.93 - 02.96

















2.0	01.93 - 01.96			ST	t	27-C44-F =	
					a	27-C44-A =	
					t	27-C45-F =	
					a	27-C45-A =	
2.0 i	03.93 - 01.96			ST	t	27-C44-F =	
					a	27-C44-A =	
2.0 i S	03.93 - 01.96				t	27-C45-F =	
					a	27-C45-A =	
2.3 i SR	03.93 - 01.96					87-449-R	

## ACCORD V Estate (CE) 09.93 - 02.98











2.0 i LS 16V (CE2)	09.93 - 02.98			ST	a	27-C84-A =	
					a	27-C85-A =	
2.2 i ES (CE1)	09.93 - 02.98				a	30-A12-A =	
						87-449-R	

					t = turbo a = automatic e = eXtreme	<b>i</b>
<b>Article No.</b>						
<b>Honda</b>						









**ACCORD V Coupe (CD7) 09.93 - 02.98**

2.0 (CD9)	01.94 - 02.98			ST	a	27-C84-A 	
				ST	a	27-C85-A 	
2.2 i ES	09.93 - 02.98			ST	a	27-C84-A 	
				ST	a	27-C85-A 	
						30-A12-A =	
						87-449-R	









**ACCORD VI (CE, CF) 02.96 - 10.98**

1.9 i (CE7) 2.0 i LS (CE8) 2.2 i VTEC (CE9) 2.0 TDi (CF1)	02.96 - 10.98			ST	t	27-C44-F =	
				ST	a	27-C44-A =	
				ST	t	27-C45-F =	
					a	27-C45-A =	
						87-449-R	











**CIVIC I Hatchback (SB, SS) 07.72 - 09.83**

1.5	01.80 - 08.83			ST	a	27-A01-0	
				ST	a	27-A02-0 	
						27-A03-0 	
1300 L (SS)	09.79 - 09.83			ST	a	27-A01-0	01.1980->
				ST	a	27-A02-0 	01.1980->
						27-A03-0 	01.1980->












**CIVIC I (SL) 09.80 - 09.83**







1300 L, 33 kW 1300 L, 44 kW 1300 S	09.80 - 09.83			ST	a	27-A01-0	->08.1983
				ST	a	27-A02-0 	->08.1983
						27-A03-0 	->08.1983

**CIVIC II Hatchback (AL, AJ, AG, AH) 10.83 - 10.87**













1.2 (AL) 1.3 (AG)	01.84 - 10.87			ST	a	27-A04-A 	
						27-A05-A 	
1.5 GL (AH) 1.5 GTI (AH)	10.83 - 10.87			ST	a	27-A06-A =	
						87-449-R	

**CIVIC II 10.83 - 10.87**




























1.2	01.85 - 10.87			ST	a	27-A04-A 	->08.1987 Model: AL, AM
					a	27-A05-A 	->08.1987 Model: AL, AM
				ST	a	27-B95-F 	09.1987 - Chass. S 100001 Model: ED1, EC7
						27-B94-F	09.1987 - Chass. S 100001 Model: ED1, EC7
				ST	a	27-A06-A =	->08.1987 Model: AL, AM
					a	30-057-A =	09.1987 - Chass. S 100001 Model: ED1, EC7
				87-449-R			

					t = turbo a = automatic e = eXtreme	
<b>Article No.</b>						
<b>Honda</b>						






**CIVIC II 10.83 - 10.87**

1.3	10.83 - 10.87			ST	a	27-A04-A =Ⓢ	->08.1987 Model: AG, AJ
					a	27-A05-A =Ⓢ	->08.1987 Model: AG, AJ
						ST	a
				ST		27-B94-F	09.1987 - Chass. S 100001 Model: EC8
				ST	a	27-A06-A =	->08.1987 Model: AG, AJ
					a	30-057-A =	09.1987 - Chass. S 100001 Model: EC8
						87-449-R	
1.5 GL 1.5 GTI 1.5 GT	10.83 - 10.87 03.86 - 10.87 01.85 - 10.87			ST	a	27-A04-A =Ⓢ	->08.1987 Model: AH, AK
					a	27-A05-A =Ⓢ	->08.1987 Model: AH, AK
					ST	a	27-B95-F =Ⓢ
				ST		27-B94-F	09.1987 - Chass. S 100001 Model: ED3, ED6
				ST	a	27-A06-A =	->08.1987 Model: AH, AK
					a	30-057-A =	09.1987 - Chass. S 100001 Model: ED3, ED6
					87-449-R		



















**CIVIC III Hatchback (EC, ED, EE) 09.87 - 09.91**

1.4 (EE 6) 1.6 i 16V Vtec (EE8)	01.90 - 12.91 10.89 - 09.91			ST	a	27-B96-F =Ⓢ		
					a	27-B97-F =Ⓢ		
				ST	a	30-059-A =		
1.6 i (EE 5)	01.89 - 11.91			ST	a	30-064-A =	Chass. S 100002->	
							27-C01-A	Chass. S 100002->
							27-C02-A	Chass. S 100002->
				ST	a	30-054-A =	Chass. S 200001->	
	ST				a	30-065-A =	Chass. S 100002 - Chass. S 200000	
				ST		27-C03-A	Chass. S 100002 - Chass. S 200000	
1.3 (EC8) 1.4 L (EC9) 1.6 i 16V (ED7), 80 kW 1.6 i 16V (ED7), 81 kW 1.6 i 16V	10.87 - 12.89 10.87 - 12.89 10.87 - 09.91 10.87 - 09.91 09.87 - 09.91			ST	a	27-B95-F =Ⓢ	->Chass. S 100001	
					a	27-B96-F =Ⓢ	Chass. S 100002->	
					a	27-B97-F =Ⓢ	Chass. S 100002->	
							87-448-R	
				ST		27-B94-F	->Chass. S 100001	
				ST	a	30-057-A =	->Chass. S 100001	
a	30-059-A =				Chass. S 100002->			
						87-448-R		
1.3 16 V (EC8) CAT 1.5 i 16V (ED6)	09.89 - 09.91 10.88 - 09.91			ST	a	27-B96-F =Ⓢ	Chass. S 100002->	
					a	27-B97-F =Ⓢ	Chass. S 100002->	
							87-448-R	
				ST	a	30-059-A =	Chass. S 100002->	
							87-448-R	
1.6 i 16V Vtec (EE9)	10.89 - 09.91			ST	a	27-B96-F =Ⓢ		
					a	27-B97-F =Ⓢ		
							87-448-R	
				ST	a	30-059-A =		
							87-448-R	











					t = turbo a = automatic e = eXtreme	<b>i</b>
<b>Article No.</b>						
<b>Honda</b>						







**CIVIC III 09.87 - 09.91**

1.4 L (ED2) 1.5 i 16V (ED3) 1.6 i 16V (ED4), 81 kW 1.6 i 16V	10.87 - 12.89 10.87 - 09.91 10.87 - 09.91 09.87 - 09.91			ST	a	27-B95-F 	->08.1988 ->Chass. S 100001		
						a 27-B96-F 	09.1988-> Chass. S 100002->		
						a 27-B97-F 	09.1988-> Chass. S 100002->		
							87-448-R		
						ST	27-B94-F	->08.1988 ->Chass. S 100001	
								ST	a
a 30-059-A =	09.1988-> Chass. S 100002->								
	87-448-R								
		ST	a	27-B96-F 	Chass. S 100002->				
				a 27-B97-F 	Chass. S 100002->				
					87-448-R				
		ST	a	30-059-A =	Chass. S 100002->				
					87-448-R				
					87-448-R				









**CIVIC IV Hatchback (EG) 10.91 - 11.95**

1.3 16V (EG3) 1.5 i 16V (EG4) 1.6 16V Vtec (EG5) 1.6 VTi 16V (EG6)	10.91 - 11.95 10.91 - 11.95 10.91 - 11.95 10.91 - 11.95			ST	a	27-C61-A 	12.1991->				
						a 27-C62-A 	12.1991->				
							87-448-R				
								ST	a	30-059-A =	12.1991->
											87-448-R













**CIVIC IV Hatchback (MA, MB) 09.94 - 01.97**








1.4 i (MA8), 55 kW 1.4 i (MA8), 66 kW 1.5 i Vtec-E (MA9) 1.6 i (MB1) 1.6 i Vtec (MB1)	09.95 - 01.97 09.94 - 01.97 09.94 - 01.97 09.94 - 01.97 09.94 - 01.97			ST	t	87-448-R					
						30-067-A =					
							87-448-R				
								ST	a	87-448-R	
											87-448-R

**CIVIC IV (EG, EH) 10.91 - 11.95**






1.5 i 16V (EG8) 1.6 16V Vtec (EH9) 1.6 VTi (EG9)	10.91 - 11.95 10.91 - 11.95 10.91 - 11.95			ST	a	27-C61-A 	12.1991->				
						a 27-C62-A 	12.1991->				
							87-448-R				
								ST	a	30-059-A =	12.1991->
											87-448-R

**CIVIC IV Coupe (EJ) 01.94 - 11.95**









1.5 i LSi (EJ2) 1.6 i Vtec (EJ1) 1.6 i Vtec  1.6 i (EJ6)	01.94 - 12.96 01.94 - 12.96 01.94 - 11.95  11.95 - 11.95			ST	a	27-D35-A	01.1995->					
						ST	a 27-C61-A 	->12.1994				
						a 27-C62-A 	->12.1994					
							87-448-R					
								ST	a	30-059-A =	->12.1994	
										ST	a 27-D34-A	01.1995->
											87-448-R	
												ST
	87-448-R											
ST	a 27-D34-A											
	87-448-R											

						t = turbo a = automatic e = eXtreme  <b>Article No.</b>	
<h1>Honda</h1>							






**CIVIC V Hatchback (EJ9, EK1/3/4) 11.95 - 02.01**

1.4 i (EJ9)	11.95 - 02.01			ST	a	27-D35-A	
1.4 i S (EJ9)	11.95 - 02.01					87-448-R	->12.1999
1.5 i (EK3)	11.95 - 02.01						
1.6 i (EK1)	11.95 - 02.01			ST	a	27-D34-A	
1.6 VTi (EK4)	11.95 - 02.01					87-448-R	->12.1999





**CIVIC V Hatchback (MB) 01.97 - 02.01**

1.4 16V (MB2), 55 kW	01.97 - 02.01					87-448-R	->12.1999
1.4 16V (MB2), 66 kW	01.97 - 02.01						
1.5 16V (MB3)	01.97 - 02.01			ST	t	30-067-A =	
1.6 16V (MB4)	01.97 - 02.01					87-448-R	->12.1999
1.8 16V (MB6)	01.97 - 02.01						
2.0 i TD (MB7)	01.97 - 02.01						
1.6 VTi	01.97 - 02.01					87-448-R	->12.1999
						87-448-R	->12.1999



**CIVIC V (EJ9, EK3/4) 11.95 - 02.01**

1.4 i (EJ9)	11.95 - 02.01			ST	a	27-D35-A	
1.5 i (EK3)	11.95 - 02.01					87-448-R	->12.1999
1.6 i Vtec	11.95 - 02.01						
1.6 VTi (EK4)	11.95 - 02.01			ST	a	27-D34-A	
						87-448-R	->12.1999













**CIVIC V Estate (MC) 04.98 - 02.01**






1.4 16V (MB8), 55 kW	04.98 - 02.01					87-448-R	->12.1999
1.4 16V (MB8), 66 kW	04.98 - 02.01						
1.5 16V (MB9)	04.98 - 02.01					87-448-R	->12.1999
1.6 16V (MC1)	04.98 - 02.01						
1.8 16V (MC2)	04.98 - 02.01						
2.0 i D (MC3)	04.98 - 02.01						

**CIVIC I Estate (AN, AR) 10.83 - 10.87**





1.5 (AN)	10.83 - 10.87			ST	a	27-A06-A =	->08.1987
----------	---------------	---	---	----	---	------------	-----------

**CIVIC II Estate (EE) 01.88 - 02.95**







1.4 (EE1)	09.87 - 12.92			ST	a	30-064-A =	Chass. S 100002->		
				ST		27-C01-A	Chass. S 100002->		
								27-C02-A	Chass. S 100002->
				ST	a	30-054-A =	->Chass. S 100001		
						a	30-054-A =	Chass. S 200001->	
						ST	a	30-065-A =	Chass. S 100002 - Chass. S 200000
1.5 i 16V (EE2) 1.6 i 16V 4WD (EE4), 80 kW	01.88 - 11.91 01.88 - 12.89			ST	a	30-064-A =	Chass. S 100002->		
								87-448-R	
						ST		27-C01-A	Chass. S 100002->
								27-C02-A	Chass. S 100002->
				ST	a	30-054-A =	->Chass. S 100001		
						a	30-054-A =	Chass. S 200001->	
						ST	a	30-065-A =	Chass. S 100002 - Chass. S 200000
						87-448-R			
				ST		27-C03-A	Chass. S 100002 - Chass. S 200000		

					t = turbo a = automatic e = eXtreme	<b>i</b>
<b>Article No.</b>						
<b>Honda</b>						



**CIVIC II Estate (EE) 01.88 - 02.95**

1.6 i 16V 4WD (EE4), 81 kW	01.88 - 02.95			ST	a	30-064-A =	Chass. S 100002 - 12.1992
						87-448-R	
				ST		27-C01-A	Chass. S 100002->
						27-C02-A	Chass. S 100002->
				ST	a	30-054-A =	->Chass. S 100001
						30-054-A =	Chass. S 200001->
				ST	a	30-065-A =	Chass. S 100002 - Chass. S 200000
						87-448-R	
		ST		27-C03-A	Chass. S 100002 - Chass. S 200000		









**CONCERTO (HW) 08.89 - 03.95**

1.4	08.89 - 10.91			ST	t	30-A16-A =⊕	
						30-A17-A =⊕	
				ST	t	30-067-A =	
				ST	t	30-A16-A =⊕	->12.1992
						30-A17-A =⊕	->12.1992
		ST	t	30-067-A =	->12.1992		











**CR-V I (RD) 10.95 -**







2.0 16V (RD1, RD3)	10.95 - 01.99					87-448-R	
						87-448-R	

**CRX I (AF, AS) 10.83 - 10.87**

1.3	10.83 - 10.87					87-449-R	
1.5 i (AF)	10.83 - 11.86			ST	a	27-A04-A =⊕	
						27-A05-A =⊕	
				ST	a	27-A06-A =	
				87-449-R			
1.6 i 16V (AS)	03.86 - 10.87			ST	a	27-A06-A =	->08.1987
						87-449-R	























































**CRX II (ED, EE) 10.87 - 02.92**






1.4 (EE6)	01.90 - 03.92			ST	a	27-B96-F =⊕	
						27-B97-F =⊕	
1.6 (ED 9)	- 12.92			ST	a	27-B96-F =⊕	Chass. S 100002-> Eng. DOHC
						27-B97-F =⊕	Chass. S 100002-> Eng. DOHC
				ST	a	30-059-A =	Chass. S 100002-> Eng. DOHC
				27-B95-F =⊕	->Chass. S 100001 Eng. SOHC		
1.6 i (ED 9)	10.87 - 12.92			ST	a	27-B96-F =⊕	Chass. S 100002-> Eng. SOHC
						27-B97-F =⊕	Chass. S 100002-> Eng. SOHC
						27-B94-F	->Chass. S 100001 Eng. SOHC
				ST	a	30-057-A =	->Chass. S 100001 Eng. SOHC
				30-059-A =	Chass. S 100002-> Eng. SOHC		

					t = turbo a = automatic e = eXtreme	
---	---	---	---	---	---	---







Article No.

# Honda



<b>CRX II (ED, EE) 10.87 - 02.92</b>							
1.6 i 16V (ED9), 91 kW 1.6 i 16V (ED9), 96 kW	10.87 - 02.92			ST	a	27-B95-F 	->Chass. S 100001 Eng. DOHC
	10.87 - 12.89				a	27-B96-F 	Chass. 100002-> Eng. DOHC
			a	27-B97-F 	Chass. 100002-> Eng. DOHC		
					ST		27-B94-F
				ST	a	30-057-A =	->Chass. S 100001 Eng. DOHC
					a	30-059-A =	Chass. 100002-> Eng. DOHC
1.6 i 16V Vtec (EE8)	10.89 - 02.92			ST	a	27-B96-F 	Eng. DOHC
					a	27-B97-F 	Eng. DOHC
				ST	a	30-059-A =	Eng. DOHC
<b>CRX III (EH, EG) 03.92 - 12.98</b>							
1.6 ESi (EH6) 1.6 i VTi (EG2)	03.92 - 12.98			ST	a	27-C61-A 	->12.1995
	03.92 - 12.98				a	27-C62-A 	->12.1995
							87-448-R
					ST	a	30-059-A =
						87-449-R	->12.1999
<b>INTEGRA (DC2) 11.97 - 10.01</b>							
1.6 4x4	01.85 - 04.89			ST	a	27-A04-A 	
					a	27-A05-A 	
				ST	a	27-A06-A =	
<b>LEGEND I (HS, KA) 01.86 - 12.90</b>							
2.5 i (HS), 110 kW	01.86 - 12.87						87-448-R
2.5 i (HS), 127 kW	02.87 - 06.88						
2.7 i 24V (KA4)	01.88 - 12.90						
					87-449-R	01.1989->	
<b>LEGEND I Coupe (KA3) 10.87 - 12.90</b>							
2.7 i 24V	10.87 - 12.90						87-448-R
							
<b>PRELUDE I Coupe (SN) 11.78 - 10.82</b>							
1.6	11.78 - 10.82						87-448-R
<b>PRELUDE II (AB) 11.83 - 04.87</b>							
1.8 EX, 74 kW 1.8 EX, 77 kW	11.85 - 04.87			ST	a	30-050-A	->03.1987
	11.83 - 04.87						87-448-R
<b>PRELUDE III (BA) 04.86 - 01.92</b>							
2.0 EX (BA4)	04.87 - 01.92			ST	t	27-A39-A 	01.1988->
2.0 (BA4)	08.87 - 01.92				t	27-A40-A 	01.1988->
2.0 i EX 16V (BA4) CAT	04.87 - 01.92					87-448-R	
2.0 i EX 16V (BA4)	04.90 - 01.92			ST	a	30-053-A =	01.1988->
2.0 i EX 16V, 110 kW	10.87 - 12.90						
2.0 i EX 16V (BA2) 2.0 i EX 16V, 101 kW	04.86 - 12.87			ST	a	30-050-A	
	04.86 - 12.87						87-448-R
<b>PRELUDE IV (BB) 02.92 - 09.96</b>							
2.0 i 16V (BB3) 2.2 i 16V Vtec (BB1) 2.3 i 16V (BB2)	02.92 - 09.96			ST	a	27-C59-A 	
	02.93 - 09.96				a	27-C60-A 	
		02.92 - 09.96					87-448-R
				ST	a	30-A34-A =	

					t = turbo a = automatic e = eXtreme	<b>i</b>
<b>Article No.</b>						<b>Honda</b>





**PRELUDE V (BB) 10.96 -**







2.0 16V (BB9)	10.96 -			ST	a	27-D39-A =Ⓢ	
					a	27-D40-A =Ⓢ	
				ST	a	30-A34-A =	
						87-448-R	->12.1999
2.2 16V (BB6, BB8) 2.2 16V	10.96 - 10.96 -			ST	a	27-D39-A =Ⓢ	not for equipment variation: VTiS
					a	27-D40-A =Ⓢ	not for equipment variation: VTiS
				ST	a	30-A34-A =	
						87-448-R	->12.1999

**QUINTET (SU) 02.80 - 12.84**







1.6 EX	02.80 - 12.84			ST	a	27-A01-0	
					a	27-A02-0 Ⓢ	
					a	27-A03-0 Ⓢ	











**SHUTTLE (RA1) 10.94 - 05.01**



2.2 16V	10.94 - 02.98					87-448-R	
				ST	a	32-F47-A =	
						87-448-R	
2.3 16V	01.98 - 05.01			ST	a	32-F47-A =	









						t = turbo a = automatic e = eXtreme	<b>i</b>
<b>Article No.</b>							





# Hyundai





<b>ACCENT (X-3) 10.94 - 01.00</b>								
1.3, 44 kW	10.94 - 01.00			ST	a	32-D48-A 		
1.3, 55 kW	10.94 - 01.00				a	32-D49-A 		
1.3 i 12V	10.94 - 01.00			ST	a	27-C27-A 	->05.1997	
1.5 i 12V	10.94 - 01.00				a	27-C28-A 	->05.1997	
1.5 i 16V	12.95 - 01.00				a	27-D62-A 	06.1997->	
					a	27-D63-A 	06.1997->	







<b>ACCENT Saloon (X-3) 10.94 - 01.00</b>								
1.3, 44 kW	10.94 - 01.00			ST	a	32-D48-A 		
1.3, 55 kW	10.94 - 01.00				a	32-D49-A 		
1.3 i 12V	10.94 - 01.00			ST	a	27-C27-A 	->05.1997	
1.5 i 12V	10.94 - 01.00				a	27-C28-A 	->05.1997	
1.5 i 16V	10.95 - 01.00				a	27-D62-A 	06.1997->	
					a	27-D63-A 	06.1997->	











<b>ATOS (MX) 02.98 -</b>								
1.0 i	02.98 -			ST	a	27-D68-0		















<b>COUPE (RD) 06.96 -</b>								
1.6 i 16V	12.96 -			ST	a	32-C60-A 		
1.6 16V	03.98 -				a	32-C61-A 		
1.8 16V	03.96 -			ST	a	32-C62-A 		
2.0 i 16V	08.96 -				a	32-C63-A 		






<b>H100 Bus (P) 07.93 -</b>								
2.4, 84 kW	01.97 - 03.00			ST	a	32-D55-0		
2.4, 90 kW	07.93 - 03.00				a	32-D56-0		
2.5 D, 55 kW	07.93 - 12.94			ST	a	32-D56-0		
2.5 D, 57 kW	12.94 - 03.00							
2.5 TD	07.93 - 03.00							







<b>H100 Box 07.93 -</b>								
2.5 D, 55 kW	07.93 - 12.94			ST	a	32-D55-0		
2.5 D, 57 kW	12.94 - 03.00			ST	a	32-D56-0		











<b>LANTRA I (J-1) 10.90 - 11.95</b>								
1.5 i.e.	10.90 - 11.95			ST	a	27-C26-A =	12.1990->	for vehicles with ABS
1.6 i.e. 16V, 78 kW	10.90 - 11.95				a	30-A20-A =	12.1990->	for vehicles with ABS
1.6 i.e. 16V, 84 kW	10.90 - 11.95			ST	a	27-C26-A =	06.1992->	for vehicles with ABS
1.8 i.e. 16V	10.90 - 11.95			ST	a	30-A20-A =	06.1992->	for vehicles with ABS









<b>LANTRA II (J-2) 11.95 - 09.00</b>								
1.5 12V	12.96 - 09.00			ST	a	32-D50-A 		for vehicles with ABS
1.6 i	11.95 - 09.00				a	32-D51-A 		for vehicles with ABS
1.6 16V	11.95 - 09.00			ST	a	32-D52-A 		for vehicles with ABS
1.8 16V	11.95 - 09.00				a	32-D53-A 		for vehicles with ABS
2.0 16V	08.96 - 09.00					87-450-A 	->12.1998	
						87-451-A 	->12.1998	









<b>LANTRA II Estate (J2) 02.96 -</b>								
1.5 12V	04.97 -			ST	a	32-D50-A 		for vehicles with ABS
1.6 i	02.96 -				a	32-D51-A 		for vehicles with ABS
1.6 16V	02.96 -			ST	a	32-D52-A 		for vehicles with ABS
1.8 16V	02.96 -				a	32-D53-A 		for vehicles with ABS
2.0 16V	12.96 -					87-450-A 	->12.1998	
						87-451-A 	->12.1998	
1.9 D	03.98 -					87-450-A 	->12.1998	
						87-451-A 	->12.1998	













					t = turbo a = automatic e = eXtreme	<b>i</b>
<b>Article No.</b>						
<b>Hyundai</b>						









<b>PONY</b>		<b>10.85 - 09.89</b>					
1.3	10.85 - 09.89			ST	a	27-959-5	->07.1989 Installation only with threaded suspension strut
1.5	10.85 - 09.89			ST	a	30-A25-A =	09.1989-> KMHV
				ST	a	27-C66-A =	09.1989-> KMHV















<b>PONY (X-2)</b>		<b>10.89 - 01.95</b>					
1.3, 43 kW	10.89 - 01.95			ST	a	30-A25-A =	->06.1994 KMHV
1.3, 49 kW	10.89 - 01.95			ST	a	27-C66-A =	->06.1994 KMHV
1.5	10.89 - 01.95			ST	a	27-C66-A =	->06.1994 KMHV
1.5 i, 61 kW	10.89 - 01.95			ST	a	27-C66-A =	->06.1994 KMHV
1.5 i, 62 kW	10.89 - 01.95			ST	a	27-C66-A =	->06.1994 KMHV









<b>PONY/EXCEL Saloon (X-2)</b>		<b>01.90 - 01.95</b>					
1.3	01.90 - 01.95			ST	a	30-A25-A =	->06.1994 KMHV
1.5	01.90 - 01.95			ST	a	27-C66-A =	->06.1994 KMHV
1.5 i, 61 kW	01.90 - 01.95			ST	a	27-C66-A =	->06.1994 KMHV
1.5 i, 62 kW	01.90 - 01.95			ST	a	27-C66-A =	->06.1994 KMHV

<b>S COUPE (SLC)</b>		<b>02.90 - 05.96</b>					
1.5	03.90 - 12.96			ST	a	30-A25-A =	
1.5 i, 62 kW	02.90 - 05.96			ST	a	27-C66-A =	
1.5 i, 65 kW	04.92 - 05.96			ST	a	27-C66-A =	
1.5 i Turbo	04.91 - 05.96			ST	a	27-C66-A =	

<b>SONATA I (Y-2)</b>		<b>09.88 - 10.93</b>					
1.8 i	09.88 - 10.93			ST	a	30-A54-A =	10.1988->
2.4 i	09.88 - 08.91			ST	a	30-A23-A =	10.1988->
2.0 i	01.91 - 10.93			ST	a	30-A54-A =	
				ST	a	30-A23-A =	
3.0 i V6	01.91 - 10.93			ST	a	30-A54-A =	03.1991->
				ST	a	30-A23-A =	03.1991->

<b>SONATA II (Y-3)</b>		<b>05.93 - 06.98</b>					
2.0 i	06.94 - 08.96			ST	a	32-D54-A =	->12.1996
2.0 i 16V, 92 kW	06.96 - 06.98			ST	a	27-C29-A =	->12.1996
2.0 i 16V, 102 kW	05.93 - 06.98			ST	a	32-D54-A =	10.1994 - 12.1996
				ST	a	27-C29-A =	10.1994 - 12.1996

<b>STELLAR</b>		<b>10.83 - 12.91</b>					
1.4	10.83 - 08.86			ST	a	27-853-1 ▲	
				ST	a	27-766-9 ▲	
				ST	a	30-A03-A =	
1.6	10.83 - 12.91			ST	a	30-A19-A =	01.1987 - 12.1989
				ST	a	27-853-1 ▲	->12.1986
				ST	a	27-766-9 ▲	
		ST	a	30-A03-A =			

<b>TIBURON (USA)</b>		<b>03.96 -</b>					
1.6 16V	03.96 -			ST	a	32-C60-A =	
1.8 16V	03.96 -			ST	a	32-C61-A =	
2.0 16V	03.96 -			ST	a	32-C62-A =	
				ST	a	32-C63-A =	






					t = turbo a = automatic e = eXtreme	<b>i</b>
<b>Article No.</b>						

# Innocenti





## MINI

<b>MINI T</b>	01.65 - 02.82		O O	<b>ST</b>	<b>a</b>	<b>27-030-9</b>	
1.0, 27 kW	10.85 - 10.91						
1.0, 32 kW	05.74 - 02.82		O O	<b>ST</b>	<b>a</b>	<b>27-031-9</b>	
1.0, 35 kW	05.74 - 02.82						
1.0, 39 kW	05.74 - 02.82						
1.3	08.76 - 02.82						
1.3 De Tomaso	08.76 - 02.82						









					t = turbo a = automatic e = eXtreme	<b>i</b>	<b>Article No.</b>
<b>Isuzu</b>							



### BIG HORN

2.6 3.2 V6	01.91 -			ST	a	46-A21-0 ☐	
	01.91 -			ST	a	46-A22-0 ☐	



### CAMPO / BRAVA

Pickup (TFR)	04.88 -			ST	a	46-A18-0 ☐	
	04.88 -			ST	a	30-069-A ☐	
				ST	a	46-A18-0 ☐	





### ELF / FASTER

KB, KBD 20, 30	01.72 -			ST	a	30-011-A ☐	
----------------	---------	---	---	----	---	------------	--



### FLORIAN (PA)

Coupe (PA 10/20/30/90/95)	01.67 - 12.81			ST	a	27-444-0	
---------------------------	---------------	---	---	----	---	----------	--







### GEMINI (PF50,60)

1.5 - 1,8 (PF 50)	01.76 - 12.79			ST	a	27-792-9	
					ST	a	27-591-9











### LIGHT ELF

Kastenwagen (KA 20/40/50)	01.68 - 08.72			ST	a	30-011-A ☐	
---------------------------	---------------	---	---	----	---	------------	--























### PICKUP

Pickup (KB 2,KBD 2)	01.80 - 07.86			ST	a	46-A13-0 ☐	
	Pickup (KB 4,KBD 4)	01.80 -			ST	a	46-A18-0 ☐
Pickup (KB 2,KBD 2)	08.86 -			ST	a	46-A18-0 ☐	





### TROOPER (UBS) 10.87 - 12.91






2.0 (UBS 13)	01.83 - 10.86			ST	a	46-A13-0 ☐			
	2.3 (UBS 16)	01.86 - 10.86			ST	a	46-A18-0 ☐		
2.0 (UBS 16)	11.86 - 12.91			ST	a	46-A13-0 ☐			
		2.8 TD (UBS55), 71 kW	10.87 - 12.91			ST	a	46-A14-0 ☐	
		2.8 TD (UBS55), 78 kW	10.88 - 12.91			ST	a	46-A14-0 ☐	

### TROOPER Open Off-Road Vehicle (UBS) 03.84 - 12.91

2.3 (UBS16)	11.85 - 12.91			ST	a	46-A13-0 ☐	
				ST	a	46-A14-0 ☐	
2.6 i (UBS17)	10.87 - 12.91			ST	a	46-A13-0 ☐	
				ST	a	46-A14-0 ☐	
2.2 D (UBS52)	01.83 - 12.91			ST	a	46-A13-0 ☐	
				ST	a	46-A18-0 ☐	->10.1986
				ST	a	46-A14-0 ☐	11.1986 - 12.1991
2.2 TD (UBS52)	03.84 - 12.91			ST	a	30-A41-A ☐	->10.1986
				a		46-A13-0 ☐	
				ST	a	46-A18-0 ☐	->10.1986
				ST	a	46-A14-0 ☐	11.1986->





### TROOPER 04.00 -

3.2i V6	01.92 -			ST	a	46-A21-0 ☐	
				ST	a	46-A22-0 ☐	





					t = turbo a = automatic e = eXtreme	<b>i</b>
<b>Article No.</b>						

# Jaguar





## XJRS-Coupe

5.3	01.88 - 12.96			ST	a	36-302-0 <input type="checkbox"/>	
6.0-V12	01.88 - 12.96			ST	a	36-303-0 <input type="checkbox"/>	2 shock absorbers per wheel









## XJS-Cabrio

3.6-6 Cyl.	10.83 - 09.87			ST	a	36-302-0 <input type="checkbox"/>	
				ST	a	36-303-0 <input type="checkbox"/>	2 shock absorbers per wheel









## XJS-Convertible

5.3-V12 HE	04.88 - 12.96			ST	a	36-302-0 <input type="checkbox"/>	
				ST	a	36-303-0 <input type="checkbox"/>	2 shock absorbers per wheel





## XJ 07.68 - 02.93







6 2.8	09.68 - 09.73			ST	a	36-302-0 <input type="checkbox"/>	
6 3.4	05.75 - 10.86			ST	a	36-303-0 <input type="checkbox"/>	2 shock absorbers per wheel
6 4.2, 124 kW	01.75 - 09.79						
6 4.2, 127 kW	01.75 - 12.79						
6 4.2, 130 kW	09.85 - 12.86						
6 4.2, 133 kW	09.85 - 12.86						
6 4.2, 137 kW	10.69 - 05.75						
6 4.2, 151 kW	09.79 - 12.87						
12 5.3, 186 kW	09.73 - 12.76						
12 5.3, 187 kW	08.86 - 09.89						
Sovereign V12, 194 kW	10.86 - 12.92						
Sovereign V12, 197 kW	07.85 - 12.92						
12 5.3, 198 kW	06.72 - 09.73						
12 5.3, 211 kW	05.75 - 12.82						
12 H.E.	09.81 - 12.92			ST	a	36-302-0 <input type="checkbox"/>	->12.1986
				ST	a	36-303-0 <input type="checkbox"/>	->12.1986 2 shock absorbers per wheel

## XJ (XJ 40, 81) 10.86 - 11.94




6 2.9, 108 kW	10.86 - 08.90			ST	a	36-146-0 <input type="checkbox"/>	
6 2.9, 117 kW	10.86 - 08.90			ST	a	36-800-6 <input type="checkbox"/>	II
6 2.9, 123 kW	10.86 - 08.90					46-055-0 <input type="checkbox"/>	
6 3.2 24V	09.90 - 11.94						
6 3.6, 136 kW	10.86 - 08.89						
6 3.6, 156 kW	10.86 - 08.89						
6 4.0	09.89 - 11.94						
V12 6.0	03.93 - 11.94						
6 3.6, 145 kW	10.86 - 08.89			ST	a	36-146-0 <input type="checkbox"/>	
				ST	a	36-800-6 <input type="checkbox"/>	II
						46-055-0 <input type="checkbox"/>	->09.1990

## XJ (X300) 11.94 - 07.97




6 3.2	11.94 -			ST	a	36-A67-0 <input type="checkbox"/>	->12.1997
6 Sovereign 4.0	11.94 -			ST	a	46-A06-0 <input type="checkbox"/>	->12.1997
R Super Charged 4.0	11.94 -						
12 6.0	11.94 -						

					t = turbo a = automatic e = eXtreme		<b>Article No.</b>
<b>Jaguar</b>							

**XJS Coupe 09.75 - 03.96**






3.6, 136 kW	01.88 - 05.92			ST	a	36-302-0 <input type="checkbox"/>	
3.6, 146 kW	01.88 - 05.91			ST	a	36-303-0 <input type="checkbox"/>	2 shock absorbers per wheel
3.6, 156 kW	08.87 - 12.89						
3.6, 162 kW	10.83 - 12.88						
4.0, 163 kW	05.91 - 09.94						
4.0, 171 kW	07.94 - 03.96						
5.3 H.E., 194 kW	01.86 - 12.89						
5.3, 197 kW	01.86 - 12.89						
5.3, 202 kW	01.88 - 06.91						
5.3, 207 kW	05.91 - 08.93						
5.3, 211 kW	01.88 - 05.92						
5.3, 213 kW	09.75 - 07.81						
5.3 H.E., 217 kW	07.81 - 12.87						

**XJSC Convertible 07.85 - 03.96**




3.6, 136 kW	08.87 - 05.91			ST	a	36-302-0 <input type="checkbox"/>	
3.6, 156 kW	08.87 - 05.91			ST	a	36-303-0 <input type="checkbox"/>	2 shock absorbers per wheel
3.6, 162 kW	10.86 - 12.88						
4.0, 163 kW	05.91 - 09.94						
4.0, 171 kW	07.94 - 03.96						
5.3 H.E., 194 kW	07.85 - 05.92						
5.3, 197 kW	01.86 - 05.88						
5.3, 202 kW	01.88 - 09.91						
5.3, 207 kW	05.91 - 08.93						
5.3, 211 kW	01.88 - 05.92						
5.3 H.E., 217 kW	09.85 - 12.90						






<b>JEEP</b>
-------------

**CHEROKEE (XJ) 01.88 -**




































2.5 i, 87 kW	11.96 -			ST	a	46-A23-0 <input type="checkbox"/>	
2.5 i, 90 kW	12.91 -			ST	a	46-A17-0 <input type="checkbox"/>	
4.0 i, 127 kW	07.98 -						
4.0 i, 135 kW, 3960 ccm	04.00 -						
4.0 i, 131 kW	01.95 -						
4.0 i, 135 kW, 3964 ccm	12.91 -						
2.1 TD	03.92 -						
2.5 TD, 89 kW	10.95 -						
2.5 i, 136 kW	01.84 -			ST	a	32-F73-A <input type="checkbox"/>	->12.1990
4.0 i, 136 kW	01.88 -			ST	a	46-A23-0 <input type="checkbox"/>	01.1991->
2.5 TD, 85 kW	01.88 -			ST	a	46-A17-0 <input type="checkbox"/>	






**GRAND CHEROKEE I (Z) 09.91 - 04.99**









































4.0 i (ZJ), 132 kW	09.91 - 04.99			ST	a	46-A23-0 <input type="checkbox"/>	
4.0 i (ZJ), 135 kW	09.91 - 04.99			ST	a	46-A24-0 <input type="checkbox"/>	
5.2 i (ZJ), 155 kW	01.92 - 04.99						
5.2 i (ZJ), 158 kW	09.92 - 04.99						
5.9 i	08.97 - 04.99						
2.5 TD (Z)	10.95 - 04.99						






					t = turbo a = automatic e = eXtreme  <b>Article No.</b>	<b>i</b>
---	---	---	---	---	---	----------

## Kia

<b>PRIDE (DA) 01.90 -</b>									
1.1 i 1.3 16V, 47 kW	01.91 - 10.96 -			ST	t	27-C55-A			
					t	27-C56-A			
					a	27-C86-0			
					a	27-C87-0			
				ST	a	27-C88-0			
1.3 16V, 53 kW	01.90 -			ST	t	27-C55-A		10.1996->	
					t	27-C56-A		10.1996->	
					a	27-C86-0		10.1996->	
					a	27-C87-0		10.1996->	
				ST	a	27-C88-0		10.1996->	
<b>SEPHIA (FA) 01.95 - 10.97</b>									
1.5 i 16V 1.6 i	02.96 - 01.95 -			ST	a	32-E21-0			
					a	32-E22-0			
1.8 i 16V	01.95 -			ST	a	32-E23-0			
<b>SEPHIA Saloon (FA) 09.93 - 10.97</b>									
1.5 i 16V 1.6 i	02.96 - 10.97 09.93 -			ST	a	32-E21-0			
					a	32-E22-0			
1.8 i 16V	01.95 -			ST	a	32-E23-0			
<b>SPORTAGE (K00) 04.94 -</b>									
2.0 i 4WD 2.0 i 16V 4WD	04.94 - 08.99 04.94 -			ST	a	27-C89-A			
					a	46-A07-0			
2.0 TD 4WD	10.97 -			ST	a	46-A07-0			



					t = turbo a = automatic e = eXtreme	<b>i</b>	<b>Article No.</b>
<b>LADA</b>							

110	01.95 -							
1100 (2110) 1300 (2110)	09.96 - 09.96 -			ST	t	32-D41-F =		
					a	32-D41-0		
				ST	t	36-A73-0 =		
					a	32-622-0		
1.5, 54 kW 1.5, 57 kW 1.5 16V 2.0 i Wankel	01.95 - 01.95 - 01.95 - 08.96 - 06.97 -			ST	a	30-A60-0	Shock Absorber Design: spring-bearing damper	
111	01.95 -							
1.5 1.5 16V	01.96 - 01.95 -			ST	t	32-D41-F =	09.1996->	
					a	32-D41-0	09.1996->	
				ST	t	36-A73-0 =	09.1996->	
					a	32-622-0	09.1996->	
112	01.95 -							
1.5, 54 kW 1.5, 57 kW 1.5 16V	01.95 - 01.95 - 01.95 -			ST	t	32-D41-F =	09.1996->	
					a	32-D41-0	09.1996->	
				ST	t	36-A73-0 =	09.1996->	
					a	32-622-0	09.1996->	
1200-1500 Estate	09.73 - 06.85							
1200 (VAZ, WAS2102) 1500 (VAZ2102)	09.73 - 08.84 09.73 - 06.85			ST	t	36-C05-0 =		
					a	27-085-9		
				ST	t	36-C06-0 =		
					a	27-086-9		
				ST	a	27-085-F =●		
					a	27-086-F =●		
1200-1600	01.70 - 02.93							
1200 L/S (VAZ, WAS2101)	01.70 - 06.86			ST	t	36-C05-0 =	09.1973->	
					a	27-085-9	09.1973->	
					a	27-085-F =●	09.1973->	
				ST	t	36-C06-0 =	09.1973->	
					a	27-086-9	09.1973->	
					a	27-086-F =●	09.1973->	
1300 (VAZ2101) 1500 N/S (VAZ2103) 1600 N/L (VAZ2103)	05.78 - 01.87 11.75 - 10.86 03.79 - 10.86			ST	t	36-C05-0 =		
					a	27-085-9		
					a	27-085-F =●		
				ST	t	36-C06-0 =		
					a	27-086-9		
					a	27-086-F =●		
1300 (WAS21011)	08.74 - 08.84			ST	t	36-C05-0 =	09.1977->	
					a	27-085-9	09.1977->	
					a	27-085-F =●	09.1977->	
				ST	t	36-C06-0 =	09.1977->	
					a	27-086-9	09.1977->	
					a	27-086-F =●	09.1977->	
1500 (WAS2103, WAS2106)	09.72 - 08.84			ST	t	36-C05-0 =	09.1975->	
					a	27-085-9	09.1975->	
					a	27-085-F =●	09.1975->	
				ST	t	36-C06-0 =	09.1975->	
					a	27-086-9	09.1975->	
					a	27-086-F =●	09.1975->	
1600 (WAS2106)	09.72 - 08.84			ST	t	36-C05-0 =	09.1978->	
					a	27-085-9	09.1978->	
					a	27-085-F =●	09.1978->	
				ST	t	36-C06-0 =	09.1978->	
					a	27-086-9	09.1978->	
					a	27-086-F =●	09.1978->	



					t = turbo a = automatic e = eXtreme	<b>i</b>
<b>Article No.</b>						

# LADA



## NOVA (2105, 2108, 2109) 05.81 -

1200 Junior/L (VAZ, WAS2105) 1300 Spezial/L (VAZ, WAS2105) 1500 S (WAS21093) 1500 Special (VAZ2105) 1500 (WAS21053) 1600 (WAS21074) 1700 i Classic (VAZ2107)	09.81 -		$\frac{1}{0}$	ST	t	36-C05-0 <input type="checkbox"/>	
	05.81 -				a	27-085-9	
	06.89 -				a	27-085-F <input checked="" type="checkbox"/>	
	03.85 -		$\frac{0}{0}$	ST	t	36-C06-0 <input type="checkbox"/>	
	01.88 -				a	27-086-9	
	01.88 -				a	27-086-F <input checked="" type="checkbox"/>	
06.96 -							



## NOVA Estate (2104) 09.85 -

1300 1500, 49 kW 1500, 55 kW 1700	09.85 - 12.90		$\frac{1}{0}$	ST	t	36-C05-0 <input type="checkbox"/>	
	08.94 -				a	27-085-9	
	09.85 - 02.93				a	27-085-F <input checked="" type="checkbox"/>	
	08.94 -		$\frac{0}{0}$	ST	t	36-C06-0 <input type="checkbox"/>	
					a	27-086-9	
					a	27-086-F <input checked="" type="checkbox"/>	



## NIVA (2121) 12.76 -

1600, 54 kW 1600, 56 kW 1700 1900 Diesel	01.87 - 03.95		$\frac{1}{0}$	ST	t	36-C05-0 <input type="checkbox"/>	
	04.80 - 12.87				a	27-085-9	
	06.96 -				a	27-085-F <input checked="" type="checkbox"/>	
	01.93 -		$\frac{0}{0}$	ST	t	36-C06-0 <input type="checkbox"/>	
					a	27-086-9	
					a	27-086-F <input checked="" type="checkbox"/>	


## SAMARA (2108) 01.86 -






1100, 39 kW 1100, 43 kW 1300, 45 kW 1300, 46 kW 1300, 48 kW 1300, 50 kW 1500, 50 kW 1500, 52 kW 1500, 53 kW	02.88 - 12.94		$\frac{1}{0}$	ST	t	32-869-F <input type="checkbox"/>	09.1986->
	02.96 -				a	32-869-0	09.1986->
	09.91 -				a	27-085-F <input checked="" type="checkbox"/>	
	01.88 -		$\frac{1}{0}$	ST	t	36-A73-0 <input type="checkbox"/>	09.1986->
	01.86 - 12.94				a	32-622-0	09.1986->
	02.96 -						
09.91 -							
02.95 -							
01.88 -							





## FORMA (SAMARA) (2108) 09.87 -






















































1100 1300, 45 kW 1300, 46 kW 1300, 48 kW 1300, 50 kW 1500, 50 kW 1500, 52 kW 1500, 53 kW	07.91 -		$\frac{1}{0}$	ST	t	32-869-F <input type="checkbox"/>	
	07.91 -				a	32-869-0	
	05.90 -				a	27-085-F <input checked="" type="checkbox"/>	
	05.89 -		$\frac{1}{0}$	ST	t	36-A73-0 <input type="checkbox"/>	
	02.96 -				a	32-622-0	
	07.91 -						
11.94 -							
09.91 -							









## TOSCANA 09.83 -






1300 (VAZ2107) 1500 (VAZ2107)	12.85 -		$\frac{1}{0}$	ST	a	27-085-F <input type="checkbox"/>	
	09.83 - 02.93				a	27-086-F <input type="checkbox"/>	

					t = turbo a = automatic e = eXtreme	<b>i</b>
<b>Article No.</b>						
<b>Lancia</b>						

<b>A 112</b>	<b>03.78 - 12.86</b>						
0.9 Junior (A112B/2)	03.81 - 06.86			ST	a	27-641-0	Chass. 47201->
1.0 LX	03.84 - 12.86						
1.0 Abarth (A112B2/5)	03.78 - 02.84			ST	a	27-195-3	Chass. 47201->











<b>DEDRA (835)</b>		<b>01.89 - 07.99</b>										
1.6 i.e. (835AN)	04.93 - 07.99			ST	t	32-295-P =*						
					a	32-295-A =						
						87-220-R 						
						 87-220-A  87-104-L						
	87-221-R 											
	 87-221-A  87-104-L											
				ST	t	32-104-P =*						
					a	32-104-K =						
1.6 i.e. (835AB) 1.8 i.e. (835BD, 835AD) 2.0 i.e. (835AL) 1.9 TDS (835EE, 835EF)	08.89 - 03.93 09.89 - 07.99 09.89 - 07.99 04.89 - 07.99			ST	t	32-295-P =*						
					a	32-295-A =						
						87-220-R 	08.1990->					
						 87-220-A  87-104-L						
						87-221-R 	08.1990->					
						 87-221-A  87-104-L						
				ST	t	32-104-P =*						
					a	32-104-K =						
1.6 LE (835EB) CAT 1.6 16V (835EI) 1.8 16V LE (835FG) 1.8 GT 16V (835EH) 2.0 16V (835ED)	07.94 - 07.99 01.96 - 07.99 03.96 - 07.99 03.96 - 07.99 07.94 - 07.99			ST	t	32-295-P =*						
					a	32-295-A =						
						32-104-P =*						
						32-104-K =						
									ST	t	32-295-P =*	
										a	32-295-A =	
1.8 i.e. (835AT) 1.8 i.e. (835FA)	08.93 - 07.99 07.94 - 07.99			ST	t	32-295-P =*						
					a	32-295-A =						
						87-220-R 						
						 87-220-A  87-104-L						
	87-221-R 											
	 87-221-A  87-104-L											
				ST	t	32-104-P =*						
					a	32-104-K =						
2.0 i.e. Turbo (835AR)	04.91 - 07.99			ST	a	32-295-D =						
						87-220-R 						
						 87-220-A  87-104-L						
						87-221-R 						
 87-221-A  87-104-L												
2.0 HF Integrale (835AP)	11.90 - 07.94			ST	a	32-295-D =						
						87-220-R 						
						 87-220-A  87-104-L						
						87-221-R 						
 87-221-A  87-104-L												

<b>DEDRA Estate (835)</b>		<b>07.94 - 07.99</b>					
1.6 (835EB)	10.94 - 07.99					87-220-R 	
						 87-220-A  87-104-L	
						87-221-R 	
						 87-221-A  87-104-L	






































					t = turbo a = automatic e = eXtreme	<b>i</b>
<b>Article No.</b>						

# Lancia























## DEDRA Estate (835) 07.94 - 07.99

1.8 i.e. (835FA)	07.94 - 07.99				87-220-R 	
2.0 16V (835ED)	07.94 - 07.99				  87-220-A	
2.0 Integrale (835ED)	07.94 - 07.99				 87-104-L	
1.9 TDS (835EE, 835EF)	07.94 - 07.99				87-221-R 	
					  87-221-A	
					 87-104-L	







## DELTA I (831AB0) 09.79 - 01.94










1.6 TD	02.86 - 08.93			ST	a	27-565-2	
1.6 GT i.e. (831AB.010)	05.87 - 08.92				a	27-565-F =	
1.6 GT i.e. (831AB.016)	08.86 - 08.88					89-008-0	
1.9 Turbo DS (831AB.021)	10.86 - 12.89			ST	a	27-623-0 	
					a	27-623-F 	
					a	27-624-0 	
					a	27-624-F 	
1.3 (831AB.011)	09.79 - 08.92			ST	a	27-173-1	01.1980 - 01.1986
1.3	09.83 - 08.92				a	27-173-F = 	01.1980 - 01.1986
1.5 (831AB.025)	09.79 - 12.92				a	27-565-2	02.1986->
1.6 GT	11.82 - 04.86				a	27-565-F =	02.1986->
						89-008-0	
				ST	a	27-837-F  	->01.1986
					a	27-838-F  	->01.1986
					a	27-837-1 	01.1980 - 01.1986
					a	27-838-1 	01.1980 - 01.1986
					a	27-623-0 	02.1986->
					a	27-623-F 	02.1986->
					a	27-624-0 	02.1986->
					a	27-624-F 	02.1986->
1.6 HF Turbo, 96 kW	10.83 - 12.86			ST	a	27-565-F =	02.1986->
						89-008-0	02.1986->
				ST	a	27-623-F  	02.1986->
					a	27-624-F 	02.1986->
1.6 HF Turbo (831AB.020S)	04.87 - 03.89			ST	a	27-565-F =	
1.6 HF Turbo (831AB.020)	08.86 - 08.88					89-008-0	
1.6 HF Turbo, 122 kW	08.86 - 05.93			ST	a	27-623-F  	
					a	27-624-F 	
















## DELTA II (836) 06.93 - 08.99



1.6 16V (836)	09.93 -			ST	a	32-295-D =	
1.8 16V (836)	09.93 -				a	32-476-B =	
1.8 i.e. 16V (836AQ)	03.96 - 08.99			ST	t	32-295-P 	
1.4 i.e. (836AF, 836AH)	10.94 - 08.99			ST	a	32-295-A =	
1.6 i.e. (836AP)	03.96 - 08.99					87-104-L	
1.8 i.e. (836AG, 836AL)	07.94 - 08.99			ST	t	32-104-P 	
					a	32-476-B =	
1.6 i.e. (836AD)	06.93 - 08.99			ST	t	32-295-P 	09.1993->
					a	32-295-A =	09.1993->
						87-104-L	
				ST	t	32-104-P 	09.1993->
					a	32-476-B =	09.1993->
1.6 i.e. 16V (836AO)	01.96 - 08.99			ST	t	32-295-P 	
					a	32-295-A =	
				ST	t	32-104-P 	
					a	32-476-B =	

















						t = turbo a = automatic e = eXtreme	<b>i</b>
<b>Article No.</b>							<b>Lancia</b>








<b>DELTA II (836)</b>		<b>06.93 - 08.99</b>							
1.8 i.e. (836AE) 2.0 16V (836AA, 836CA)	06.93 - 08.99			ST	a	32-295-D =	09.1993->		
	06.93 - 08.99						87-104-L		
2.0 16V Turbo (836AB)	06.93 - 08.99			ST	a	32-522-A =	09.1993->		
							87-104-L		
				ST	a	32-110-A =	09.1993->		
1.9 TD (836AM, 836AN)	10.94 - 08.99			ST	a	32-511-A =			
							87-104-L		
				ST	a	32-110-A =			

<b>KAPPA (838A)</b>		<b>08.94 - 10.01</b>							
2.0 16V Turbo (838AB1AA) 2.0 20V Turbo (838AM1AA)	02.95 - 10.01			ST	a	32-D39-A =			
	06.98 - 10.01						32-E13-A =	->Chass. 2087505	
2.0 20V (838AA1AA) 3.0 24V (838AD1AA, 838AD11A, 838XD1AA, 838ZD1AA) 2.4 T.DS (838AE1AA, 838AH1AA)	10.94 - 10.01			ST	a	32-D39-A =	12.1994 - Chass. 2050295		
	08.94 - 10.01						32-D38-A =	Chass. 2050296->	
	08.94 - 10.01						32-E13-A =	12.1994 - Chass. 2087505	
2.0 20V (838AG1AA, 838AG11A) 2.4 JTD (838AL1AA)	07.96 - 10.01			ST	a	32-D39-A =	->Chass. 2050295		
	06.98 - 10.01						32-D38-A =	Chass. 2050296->	
							32-E13-A =	->Chass. 2087505	
2.4 20V (838AC1AA, 838AC11A)	08.94 - 10.01			ST	a	32-E77-A =	Chass. 2087506->		
							32-D39-A =	12.1994->	
							32-E13-A =	12.1994 - Chass. 2087505	
				a		32-E77-A =	Chass. 2087506->		

<b>KAPPA Estate (838B)</b>		<b>07.96 - 10.01</b>							
2.0 20V (838BG1AA) 2.4 20V (838BC1AA, 838BC11A) 3.0 24V (838BD11A) 2.4 T.DS (838BH1AA) 2.4 JTD (838BL1AA)	07.96 - 10.01			ST	a	32-D39-A =			
	07.96 - 10.01								
	07.96 - 10.01								
	07.96 - 10.01								
	06.98 - 10.01								

<b>KAPPA Coupe (838)</b>		<b>07.96 - 10.00</b>							
2.4 TD (838) 2.4 20V (838CC) 3.0 24V (838CD, 838CD11A)	11.96 -			ST	a	32-D38-A =			
	11.96 - 10.00						32-D40-A =		
	11.96 - 10.00								
2.0 16V Turbo (838CB) 2.0 20V Turbo (838CM)	11.96 - 10.00			ST	a	32-D39-A =			
	06.98 - 10.00						32-D40-A =		

<b>LYBRA (839AX)</b>		<b>07.99 -</b>							
1.6 16V (839AXA1A) 1.8 16V (839AXB1A, 839AXG1A)	07.99 -			ST	a	32-E08-A =			
	07.99 -						27-C69-A =		
2.0 20V (839AXC11, 839AXC1A) 1.9 JTD (839AXD1A) 2.4 JTD (839AXE1A)	07.99 - 09.00			ST	a	32-E09-A =			
	07.99 - 09.00								
	07.99 - 09.00						27-C69-A =		

<b>LYBRA Estate (839BX)</b>		<b>07.99 -</b>							
1.6 16V (839BXA1A) 1.8 16V (839BXB1A, 839BXG1A)	07.99 -			ST	a	32-E08-A =			
	07.99 -						27-C69-A =		
2.0 20V (839BXC11, 839BXC1A) 1.9 JTD (839BXD1A) 2.4 JTD (839BXE1A)	07.99 - 09.00			ST	a	32-E09-A =			
	07.99 - 09.00								
	10.99 - 09.00						27-C69-A =		



t = turbo  
a = automatic  
e = eXtreme

Article No.



# Lancia

## PRISMA (831AB0)

01.83 - 02.92

1.3 1.5, 55 kW 1.5, 63 kW 1.6, 77 kW 1.9 Turbo Diesel	01.83 - 02.92			ST	a	27-173-1	->01.1986				
					a	27-173-F =●	->01.1986				
					a	27-565-2	02.1986->				
					a	27-565-F =	02.1986->				
						89-008-0					
							ST	a	27-837-1 ⊕	->01.1986	
								a	27-837-F =⊕●	->01.1986	
	a	27-838-1 ⊕	->01.1986								
	a	27-838-F =⊕●	->01.1986								
	a	27-623-0 ⊕	02.1986->								
	a	27-623-F =⊕	02.1986->								
	a	27-624-0 ⊕	02.1986->								
	1.5, 59 kW 1.6 i.e. Super 1.6, 73 kW 1.6 i.e.	08.86 - 02.92			ST	a	27-565-2				
						a	27-565-F =				
						89-008-0					
							ST	a	27-623-0 ⊕		
								a	27-623-F =⊕		
								a	27-624-0 ⊕		
								a	27-624-F =⊕		
		1.9 Diesel	01.83 - 02.92					ST	a	27-565-2	02.1986->
									a	27-565-F =	02.1986->
									a	27-173-1	06.1984 - 01.1986
a						27-173-F =●	06.1984 - 01.1986				
						89-008-0					
							ST		a	27-623-0 ⊕	02.1986->
									a	27-623-F =⊕	02.1986->
	a		27-624-0 ⊕	02.1986->							
	a		27-624-F =⊕	02.1986->							
	a		27-837-1 ⊕	06.1984 - 01.1986							
	a		27-837-F =⊕●	06.1984 - 01.1986							
	a		27-838-1 ⊕	06.1984 - 01.1986							
	27-838-F =⊕●		06.1984 - 01.1986								

## THEMA (834)

11.84 - 07.94

2000 i.e.	03.86 - 09.88			ST	t	32-569-A =				
					t	32-569-P =*				
					a	32-592-0				
						87-214-A	with integrated ball bearing			
						89-010-0				
							ST	t	32-571-P ▲=*	->10.1986
								t	32-682-P =*	11.1986->
		a	32-570-0	->10.1986						
		a	32-571-A =●	->10.1986						
		a	32-656-0	11.1986->						
		a	32-682-A =	11.1986->						
			87-216-A	->09.1986						
			89-010-0							



t = turbo  
a = automatic  
e = eXtreme

Article No.



Lancia

THEMA (834)

11.84 - 07.94

2000 i.e. (834BV) 2000 i.e. (834AB)	09.87 - 05.92 09.88 - 05.92			ST	t	32-569-A =	
					t	32-569-P =*	
					a	32-592-0	
						87-214-A	with integrated ball bearing
						89-010-0	
			ST	t	32-682-P =*		
				a	32-656-0		
				a	32-682-A =		
					87-216-A		
					89-010-0		
2000 i.e. (834B)	11.84 - 09.88			ST	t	32-569-A =	
					t	32-569-P =*	
					a	32-592-0	
						87-214-A	with integrated ball bearing
						89-010-0	
				ST	t	32-571-P ▲=*	->10.1986
					t	32-682-P =*	11.1986->
					a	32-570-0	->10.1986
					a	32-571-A =●	->10.1986
					a	32-656-0	11.1986->
			a	32-682-A =	11.1986->		
				87-216-A			
				89-010-0			
2000 i.e. 16V (834AI) 2000 i.e. 16V (834AA)	02.89 - 05.92 05.88 - 08.92			ST	t	32-569-A =	
					t	32-569-P =*	
					a	32-592-0	
						89-010-0	
					a	32-656-0	
					a	32-682-A =	
						87-216-A	
						89-010-0	
		2000 i.e. Turbo (834CV) 2000 i.e. Turbo (834C)	07.86 - 05.90 11.84 - 12.87			ST	t
t	32-569-P =*						
	87-214-A						with integrated ball bearing
	89-010-0						
					t	32-682-P =*	11.1986->
					a	32-571-A =	->10.1986
					a	32-682-A =	11.1986->
						87-216-A	
						89-010-0	
2000 16V (834FA)	08.92 - 12.93			ST	t	32-569-A =	
					t	32-569-P =*	
					a	32-592-0	
						89-010-0	
			a	32-656-0			
			a	32-682-A =			
				87-216-A			



t = turbo  
a = automatic  
e = eXtreme

Article No.








# Lancia








## THEMA (834)

11.84 - 07.94






















2000 i.e. 16V Turbo (834AL) 2000 16V Turbo (834AC) 2000 16V Turbo (834GC, 834FC)	04.89 - 05.92 12.88 - 06.90 10.92 - 07.94			ST	t	32-569-A =			
					t	32-569-P =*			
						89-010-0			
						ST	t	32-682-P =*	
							a	32-682-A =	
			87-216-A						
			89-010-0						
2850 V6 i.e. (834AD, 834CD, 834BD)	06.88 - 05.92			ST	t	32-569-A =			
					t	32-569-P =*			
							87-217-A	with integrated ball bearing	
							89-010-0		
						ST	t	32-682-P =*	
							a	32-682-A =	
			87-216-A						
			89-010-0						
2850 V6 i.e. (834F)	11.84 - 09.88			ST	t	32-569-A =			
					t	32-569-P =*			
							87-217-A	with integrated ball bearing	
							89-010-0		
						ST	t	32-571-P ▲=*	->10.1986
							t	32-682-P =*	11.1986->
							a	32-571-A =	->10.1986
							a	32-682-A =	11.1986->
			87-216-A	->09.1986					
			89-010-0						
8.32 (834FS) 8.32 (834F)	10.87 - 05.92 09.87 - 05.89					87-216-A			
3000 V6 (834GD, 834FD)	08.92 - 07.94					87-217-A	with integrated ball bearing		
						87-216-A			
2500 Turbo D (834D)	11.84 - 09.88			ST	t	32-569-A =			
					t	32-569-P =*			
					a	32-568-1			
					a	32-592-0			
							87-214-A	with integrated ball bearing	
							89-010-0		
						ST	t	32-571-P ▲=*	->10.1986
							t	32-682-P =*	11.1986->
							a	32-570-0	->10.1986
							a	32-571-A =●	->10.1986
							a	32-656-0	11.1986->
							a	32-682-A =	11.1986->
			87-216-A	->09.1986					
			89-010-0						

					t = turbo a = automatic e = eXtreme	<b>i</b>	<b>Article No.</b>	<b>Lancia</b>
---	---	---	---	---	---	----------	--------------------	---------------












**THEMA (834) 11.84 - 07.94**

2500 Turbo DS (834AE) 2500 Turbo DS (834AM) 2500 Turbo DS (834FE, 834LE)	06.88 - 05.92			ST	t	32-569-A =		
	05.88 - 07.92				t	32-569-P =*		
	05.92 - 07.94				a	32-568-1 ●		
					a	32-592-0		
						87-214-A	with integrated ball bearing	
						89-010-0		
					ST	t	32-682-P =*	
		a				32-656-0		
	a	32-682-A =						
		87-216-A						
					89-010-0			

**THEMA Estate (834) 03.87 - 07.94**

2.0 Turbo 2.5 TD	10.84 - 10.86			ST	t	32-569-A =	
	10.84 - 10.86					89-010-0	
2000 i.e. 16V (834AI) 2000 i.e. 16V (834AA) 2000 Turbo 16V 2000 16V (834FA) 2000 i.e. 16V Turbo (834AL) 2000 i.e. 16V Turbo (834AC) 2000 Turbo 16V (834GC, 834FC)	02.89 - 05.92			ST	t	32-569-A =	
	05.89 - 08.92					89-010-0	
	01.89 - 03.92			ST	a	32-682-B ▲=	
	05.92 - 07.94					87-216-A	
	04.89 - 03.93						
	12.88 - 06.90						
	11.92 - 07.94					87-217-A	with integrated ball bearing
09.92 - 07.94					87-216-A		
2500 Turbo DS (834D) 2500 Turbo DS (834AE) 2500 Turbo DS (834AM)	03.87 - 09.90			ST	t	32-569-A =	
	06.88 - 05.92					87-214-A	with integrated ball bearing
	05.88 - 07.92					89-010-0	
				ST	a	32-682-B ▲=	
						87-216-A	
2500 Turbo DS (834FE, 834LE)	09.92 - 04.97			ST	t	32-569-A =	->12.1994
						87-214-A	->07.1994 with integrated ball bearing
						89-010-0	
				ST	a	32-682-B ▲=	->12.1994
						87-216-A	

**Y10 (156) 03.85 - 12.95**

1.0 Fire (156B, 156AD) 1.0 Turbo (156D)	06.85 - 06.91			ST	t	27-A50-A =⊕		
	03.85 - 02.89				t	27-A51-A =⊕		
					a	27-A50-0 ⊕		
					a	27-A51-0 ⊕		
							87-109-A	
						89-005-0		
			ST	t	27-603-A =			
				a	27-603-0			
1.0 Fire 4WD, 32 kW	12.86 - 02.89			ST	t	27-A50-A =⊕		
					t	27-A51-A =⊕		
					a	27-A50-0 ⊕		
					a	27-A51-0 ⊕		
							89-005-0	
								ST



t = turbo  
a = automatic  
e = eXtreme

Article No.









# Lancia

















Y10 (156)

03.85 - 12.95












1.0 Fire (156AE) CAT	10.87 - 02.92			ST	t	27-A50-A =Ⓟ	
					t	27-A51-A =Ⓟ	
					a	27-A50-0 Ⓟ	
					a	27-A51-0 Ⓟ	
							87-109-A
1.0 Fire 4WD (156AE) 1.0 Fire 4WD, 37 kW	12.87 - 02.92 12.87 - 02.90			ST	t	27-A50-A =Ⓟ	
					t	27-A51-A =Ⓟ	
					a	27-A50-0 Ⓟ	
					a	27-A51-0 Ⓟ	
							89-005-0
1.0 Fire 1.0 Fire (156C)	03.85 - 02.90 03.85 - 07.89			ST	t	27-A50-A =Ⓟ	
					t	27-A51-A =Ⓟ	
					a	27-A50-0 Ⓟ	
					a	27-A51-0 Ⓟ	
							89-005-0
1.1 i.e. Fire (156AG)	07.89 - 03.93			ST	t	27-A50-A =Ⓟ	
					t	27-A51-A =Ⓟ	
					a	27-A50-0 Ⓟ	
					a	27-A51-0 Ⓟ	
							87-109-A
1.1 i.e. Fire 4WD (156AG) 1.1 Avenue 4WD (156AG)	09.92 - 12.95 01.95 - 12.95			ST	t	27-A50-A =Ⓟ	
					t	27-A51-A =Ⓟ	
					a	27-A50-0 Ⓟ	
					a	27-A51-0 Ⓟ	
							89-005-0
1.1 Avenue (156AG)	01.95 - 12.95			ST	t	27-A50-A =Ⓟ	
					t	27-A51-A =Ⓟ	
					a	27-A50-0 Ⓟ	
					a	27-A51-0 Ⓟ	
							89-005-0
1.1 i.e (156AC)	08.89 - 06.92			ST	t	27-A50-A =Ⓟ	
					t	27-A51-A =Ⓟ	
					a	27-A50-0 Ⓟ	
					a	27-A51-0 Ⓟ	
							89-005-0
				ST	t	27-603-A =	
					a	27-603-0	

					t = turbo a = automatic e = eXtreme	<div style="display: flex; justify-content: space-between; align-items: center;"> <span>Article No.</span>  </div>
<h1 style="margin: 0;">Lancia</h1>						














**Y10 (156)****03.85 - 12.95**






1.3 i.e. Fire (156AF)	02.89 - 12.95			ST	t	27-A50-A = 			
					t	27-A51-A = 			
					a	27-A50-0 			
							87-109-A	->05.1993	
							89-005-0		
						ST	t	27-603-A =	->12.1992
					t	27-A88-A =	01.1993->		
					a	27-603-0	->12.1992		
1.3 i.e. Fire (156AB)	11.87 - 05.93			ST	t	27-A50-A = 			
					t	27-A51-A = 			
					a	27-A50-0 			
							89-005-0		
						ST	t	27-603-A =	->12.1992
							t	27-A88-A =	01.1993->
					a	27-603-0	->12.1992		

**Y (840A)****11.95 -**



































1.1 (840AE) 1.2 (840AA) 1.4 12V (840AC) 1.4 12V (840AB)	04.97 - 03.96 - 03.96 - 10.96 -			ST	a	27-C18-A =			
							ST	a	36-209-0 
		1.2 (840AF1A) 1.2 16V (840AG1A) 1.2 16V (840AD)	10.00 - 10.00 - 04.97 -			ST	a	27-C18-A =	not for equipment variation: Elefantino Rosso
									ST
					a	36-151-0 	Equipment Variation: Elefantino Rosso		
					a	36-209-0 	not for equipment variation: Elefantino Rosso		

**ZETA (220)****05.95 -**






2.0 Turbo (220AD5, 220CD5)	05.95 -			ST	t	32-C83-F =			
					a	32-C83-0			
							87-444-R 		
								87-444-A	
								87-413-L	
						ST	t	32-C85-F =	
					a	32-C85-0			
2.1 TD (220AJ5)	05.96 - 09.99			ST	t	32-C83-F =			
					a	32-C83-0			
							87-413-L		
						ST	t	32-C85-F =	
					a	32-C85-0			





					t = turbo a = automatic e = eXtreme	<b>i</b>
<b>Article No.</b>						









## Land Rover

















<b>88/109</b>		<b>09.63 - 12.86</b>					
2.3 (LR 88 OL, LR 109 OL)	09.63 - 12.86			ST	a	32-766-0 HD	Axle Version: 109", 119"
2.3 D (LR 88 DL, LR 109 DL)	09.63 - 12.86			ST	a	32-767-0 HD	Axle Version: 109", 119"
<b>88/109 Closed Off-Road Vehicle</b>		<b>09.63 - 12.86</b>					
2.3 (LR 88 OP, LR 109 OP)	09.63 - 12.86			ST	a	32-766-0 HD	Axle Version: 109", 119"
2.3 D (LR 88 DP, LR 109 DP)	09.63 - 12.86			ST	a	32-767-0 HD	Axle Version: 109", 119"
<b>90/110</b>		<b>09.83 - 07.90</b>					
2.5	09.85 - 07.90			ST	a	32-616-0 HD●	
3.5 V8	09.83 - 07.90			ST	a	46-A27-0 □	
				ST	a	32-617-0 HD●	
				ST	a	46-A28-0 □	
<b>DISCOVERY I</b>		<b>09.89 - 06.94</b>					
3.5 (SALLJG)	09.89 - 06.94			ST	a	32-616-0 HD●	Eng. V8
				ST	a	46-A27-0 □	Eng. V8
				ST	a	32-617-0 HD●	Eng. V8
				ST	a	46-A28-0 □	Eng. V8
<b>RANGE ROVER I</b>		<b>07.70 - 07.94</b>					
3.5 Vogue, 93 kW	08.81 - 09.90			ST	a	32-616-0 HD●	Spring Type: for vehicles without pneumatic suspension
3.5	01.87 - 09.90			ST	a	46-A27-0 □	Spring Type: for vehicles without pneumatic suspension
3.5 Vogue, 120 kW	10.85 - 09.90			ST	a	32-617-0 HD●	Spring Type: for vehicles without pneumatic suspension
3.9 CAT	11.88 - 07.94			ST	a	46-A28-0 □	Spring Type: for vehicles without pneumatic suspension
3.9 Vogue SEI	11.88 - 07.94			ST	a	46-A28-0 □	Spring Type: for vehicles without pneumatic suspension







					t = turbo a = automatic e = eXtreme	<b>i</b>
<b>Article No.</b>						<b>Mazda</b>



<b>121 I (DA)</b>		<b>10.87 - 10.90</b>							
1.1 1.3, 40 kW 1.3, 44 kW	10.87 - 10.90 04.89 - 10.90 10.87 - 10.90			ST	t	27-C55-A =			
					t	27-C56-A =			
					a	27-C86-0 =			
					a	27-C87-0 =			
				ST	a	30-029-A =			






<b>121 II (DB)</b>		<b>11.90 - 03.96</b>							
1.1	11.90 - 12.96			ST	a	27-C53-A =			
					a	27-C54-A =			
				ST	a	30-030-A =			
1.3 16V, 40 kW 1.3 16V, 53 kW	11.90 - 03.96 11.90 - 03.96			ST	t	27-C55-A =	->02.1991		
					t	27-C56-A =	->02.1991		
					a	27-C86-0 =	->02.1991		
					a	27-C87-0 =	->02.1991		
					a	27-C53-A =	03.1991->		
					a	27-C54-A =	03.1991->		
				ST	a	30-029-A =	->02.1991		
					a	30-030-A =	03.1991->		

<b>121 III (JASM, JBSM)</b>		<b>03.96 -</b>												
1.3 16V	01.96 -			ST	t	27-B71-F =								
					a	27-B71-0								
				ST	t	27-B73-F =	->10.1998							
					a	27-B73-0	->10.1998							
1.3, 37 kW 1.3, 44 kW	03.96 - 03.96 -			ST	t	27-B71-F =								
					a	27-B71-0								
														
				ST	t	27-B73-F =	->10.1998							
					a	27-B73-0	->10.1998							
														
1.8 D	03.96 -			ST	t	27-B72-F =								
					a	27-B72-0								
														
				ST	t	27-B73-F =	->10.1998							
					a	27-B73-0	->10.1998							
														





























<b>323 I Estate (FA)</b>		<b>05.78 - 05.86</b>							
1.3	05.78 - 05.86			ST	a	27-448-9	Model: 4TV Model: 4T6		
1.4	05.78 - 08.82				a	27-448-9	->09.1981		

























<b>323 II Hatchback (BD)</b>		<b>06.80 - 10.89</b>											
1.1 1.3, 44 kW 1.3, 50 kW 1.5, 55 kW 1.5, 63 kW 1.5, 65 kW	11.80 - 10.85 11.80 - 10.85 11.80 - 10.89 05.81 - 07.85 11.80 - 12.83 03.82 - 12.85			ST	a	32-012-0 =							
					a	32-013-0 =							
					a	32-204-0 =							
					a	32-205-0 =							











<b>323 II (BD)</b>		<b>11.80 - 10.89</b>							
1.3, 44 kW 1.3, 50 kW 1.5	09.81 - 10.85 11.80 - 10.89 03.82 - 09.86			ST	a	32-012-0 =			
					a	32-013-0 =			
					a	32-204-0 =			
					a	32-205-0 =			
									






					t = turbo a = automatic e = eXtreme	<b>i</b>
<b>Article No.</b>						

# Mazda





<b>323 III Hatchback (BF)</b>		<b>08.85 - 11.91</b>					
1.1 1.3 1.5, 55 kW 1.5 i 1.5 i Turbo 1.6 GT, 77 kW 1.7 D, 40 kW 1.7 D, 42 kW	09.85 - 12.87			ST	a	32-A05-0 	
	09.85 - 12.87			a	32-A06-0 		
	08.85 - 05.89					87-454-A	
	08.85 - 05.89			ST	a	32-A07-0 	
	08.85 - 05.89			a	32-A08-0 		
	08.85 - 12.88					87-455-A	
	04.86 - 05.89					89-024-0	
01.87 - 05.89							
1.5, 54 kW 1.6 1.6 GT, 63 kW	09.87 - 10.89			ST	a	32-A05-0 	
	09.87 - 10.89			a	32-A06-0 		
	09.87 - 10.89					87-454-A	->05.1989
				ST	a	32-A07-0 	
				a	32-A08-0 		
						87-455-A	->05.1989
						89-024-0	
1.6 GT Turbo 4WD (BF2)	08.87 - 10.89					87-454-A	->05.1989
						87-455-A	->05.1989
1.6 GT Turbo (BF1)	10.85 - 11.91			ST	a	32-A05-0 	
				a	32-A06-0 		
				ST	a	32-A07-0 	
				a	32-A08-0 		
						89-024-0	

<b>323 III (BF)</b>		<b>08.85 - 04.90</b>					
1.3 1.5, 55 kW 1.5 i 1.5 i Turbo 1.6 GT, 77 kW 1.7 D	08.85 - 05.89			ST	a	32-A05-0 	
	08.85 - 05.89			a	32-A06-0 		
	08.85 - 05.89					87-454-A	
	08.85 - 05.89			ST	a	32-A07-0 	
	01.86 - 12.88			a	32-A08-0 		
	09.86 - 05.89					87-455-A	
						89-024-0	
1.5, 54 kW	09.87 - 10.89			ST	a	32-A05-0 	
				a	32-A06-0 		
				ST	a	32-A07-0 	
				a	32-A08-0 		
						89-024-0	
1.6 GT, 63 kW	11.86 - 10.89			ST	a	32-A05-0 	
				a	32-A06-0 		
						87-454-A	->05.1989
				ST	a	32-A07-0 	
				a	32-A08-0 		
						87-455-A	->05.1989
			89-024-0				

















<b>323 III Estate (BW)</b>		<b>05.86 - 03.93</b>					
1.3 1.6, 63 kW 1.7 D, 41 kW	01.86 - 08.94			ST	a	32-A05-0 	
	09.86 - 03.93			a	32-A06-0 		
	10.89 - 03.93					87-454-A	
1.5, 54 kW 1.5, 55 kW 1.7 D, 40 kW	01.87 - 05.89			ST	a	32-A05-0 	
	05.86 - 05.89			a	32-A06-0 		
	11.86 - 08.87					87-455-A	
						87-455-A	

					t = turbo a = automatic e = eXtreme	<b>i</b>
<b>Article No.</b>						
<b>Mazda</b>						



**323 III Estate (BW) 05.86 - 03.93**

1.6, 54 kW 1.7 D, 42 kW	09.87 - 10.89 11.86 - 10.89			ST	a	32-A05-0 ☉		
					a	32-A06-0 ☉		
							87-454-A	->05.1989
							87-455-A	->05.1989

**323 C IV (BG) 06.89 - 10.94**

1.3 1.3 16V	09.89 - 07.94 09.89 - 07.94			ST	t	30-040-A ☉☉	Number of Doors: ex. 5				
					t	30-041-A ☉☉	Number of Doors: ex. 5				
					a	30-040-0 ☉	Number of Doors: ex. 5				
					a	30-041-0 ☉	Number of Doors: ex. 5				
							ST	t	30-042-A ☉☉		
								t	30-043-A ☉☉		
	a	30-042-0 ☉									
	a	30-043-0 ☉									
	1.6 1.6 16V 1.7 D	09.89 - 06.91 03.91 - 10.94 08.89 - 07.94						ST	t	30-040-A ☉☉	Number of Doors: ex. 5
									t	30-041-A ☉☉	Number of Doors: ex. 5
					a	30-040-0 ☉	Number of Doors: ex. 5				
					a	30-041-0 ☉	Number of Doors: ex. 5				
						ST	☉		t	30-040-A ☉☉	Number of Doors: ex. 5 not for equipment variation: 16V
							t		30-041-A ☉☉	Number of Doors: ex. 5 not for equipment variation: 16V	
		a	30-040-0 ☉	Number of Doors: ex. 5 not for equipment variation: 16V							
		a	30-041-0 ☉	Number of Doors: ex. 5 not for equipment variation: 16V							
				ST			t	30-042-A ☉☉			
							t	30-043-A ☉☉			
a					30-042-0 ☉						
a					30-043-0 ☉						
1.8 16V GT	09.89 - 03.93						ST	t	30-040-A ☉☉	Number of Doors: ex. 5	
								t	30-041-A ☉☉	Number of Doors: ex. 5	
		a	30-040-0 ☉	Number of Doors: ex. 5							
		a	30-041-0 ☉	Number of Doors: ex. 5							
				ST				☉	t	30-040-A ☉☉	Number of Doors: ex. 5
								t	30-041-A ☉☉	Number of Doors: ex. 5	
	a				30-040-0 ☉	Number of Doors: ex. 5					
	a				30-041-0 ☉	Number of Doors: ex. 5					
						ST	t	30-042-A ☉☉			
							t	30-043-A ☉☉			
		a	30-042-0 ☉								
		a	30-043-0 ☉								

**323 F IV (BG) 06.89 - 10.94**

1.9 i 1.9 16V 1.9	03.91 - 08.94 03.91 - 08.94 03.91 - 08.94			ST	t	30-040-A ☉☉	Number of Doors: ex. 5
					t	30-041-A ☉☉	Number of Doors: ex. 5
					a	30-040-0 ☉	Number of Doors: ex. 5
					a	30-041-0 ☉	Number of Doors: ex. 5



t = turbo  
a = automatic  
e = eXtreme

Article No.



# Mazda

## 323 F IV (BG)






06.89 - 10.94

















1.6 1.6 16V	09.89 - 06.91 03.91 - 10.94			ST	t	30-040-A	Number of Doors: ex. 5		
					t	30-041-A	Number of Doors: ex. 5		
					a	30-040-0	Number of Doors: ex. 5		
					a	30-041-0	Number of Doors: ex. 5		
						t	30-040-A	Number of Doors: ex. 5 not for equipment variation: 16V	
						t	30-041-A	Number of Doors: ex. 5 not for equipment variation: 16V	
						a	30-040-0	Number of Doors: ex. 5 not for equipment variation: 16V	
						a	30-041-0	Number of Doors: ex. 5 not for equipment variation: 16V	
							t	30-042-A	
							t	30-043-A	
a	30-042-0								
a	30-043-0								

















## 323 S IV (BG)
















06.89 - 10.94







1.3 1.3 16V	09.89 - 06.91 04.91 - 07.94			ST	t	30-040-A	Number of Doors: ex. 5						
					t	30-041-A	Number of Doors: ex. 5						
					a	30-040-0	Number of Doors: ex. 5						
					a	30-041-0	Number of Doors: ex. 5						
						t	30-042-A						
						t	30-043-A						
						a	30-042-0						
						a	30-043-0						
						1.6 1.6 16V 1.7 D	09.89 - 06.91 08.89 - 10.94 08.89 - 07.94			ST	t	30-040-A	Number of Doors: ex. 5
											t	30-041-A	Number of Doors: ex. 5
a	30-040-0	Number of Doors: ex. 5											
a	30-041-0	Number of Doors: ex. 5											
	t	30-040-A	Number of Doors: ex. 5 not for equipment variation: 16V										
	t	30-041-A	Number of Doors: ex. 5 not for equipment variation: 16V										
	a	30-040-0	Number of Doors: ex. 5 not for equipment variation: 16V										
	a	30-041-0	Number of Doors: ex. 5 not for equipment variation: 16V										
		t	30-042-A										
		t	30-043-A										
a		30-042-0											
a		30-043-0											

					t = turbo a = automatic e = eXtreme  <b>Article No.</b>	<b>i</b>
<b>Mazda</b>						

<b>323 S IV (BG)</b>		<b>06.89 - 10.94</b>							
1.8 16V	08.89 - 07.94			ST	t	30-040-A 	Number of Doors: ex. 5		
					t	30-041-A 	Number of Doors: ex. 5		
					a	30-040-0 	Number of Doors: ex. 5		
					a	30-041-0 	Number of Doors: ex. 5		
					e	t	30-040-A 	Number of Doors: ex. 5	
					e	t	30-041-A 	Number of Doors: ex. 5	
		a	30-040-0 	Number of Doors: ex. 5					
		a	30-041-0 	Number of Doors: ex. 5					
				ST	t	30-042-A 			
					t	30-043-A 			
a	30-042-0 								
a	30-043-0 								

<b>323 C V (BA)</b>		<b>08.94 - 09.98</b>							
1.3 16V 1.5 16V	08.94 - 09.98 08.94 - 09.98			ST	a	32-C40-A 	->Chass. 151007 for vehicles with ABS		
					a	32-C41-A 	->Chass. 151007 for vehicles with ABS		
					a	32-C36-A 	Chass. 151008-> for vehicles with ABS		
					a	32-C37-A 	Chass. 151008-> for vehicles with ABS		
					a	32-C36-A 	for vehicles without ABS		
					a	32-C37-A 	for vehicles without ABS		
				ST	a	32-C42-A 	->Chass. 151007 for vehicles with ABS		
					a	32-C43-A 	->Chass. 151007 for vehicles with ABS		
					a	32-C38-A 	Chass. 151008-> for vehicles with ABS		
					a	32-C39-A 	Chass. 151008-> for vehicles with ABS		
1.8 16V	08.94 - 09.98					87-461-R	->12.1997		






<b>323 F V (BA)</b>		<b>07.94 - 09.98</b>							
1.3 16V 2.0 D 1.5 16V 1.8	10.96 - 09.98 10.96 - 09.98 07.94 - 09.98 08.94 - 09.98			ST		87-461-R	->12.1997		
					a	32-C40-A 	->Chass. 151007 for vehicles with ABS		
					a	32-C41-A 	->Chass. 151007 for vehicles with ABS		
					a	32-C36-A 	Chass. 151008-> for vehicles with ABS		
					a	32-C37-A 	Chass. 151008-> for vehicles with ABS		
					a	32-C36-A 	for vehicles without ABS		
				ST	a	32-C42-A 	->Chass. 151007 for vehicles with ABS		
					a	32-C43-A 	->Chass. 151007 for vehicles with ABS		
					a	32-C38-A 	Chass. 151008-> for vehicles with ABS		
					a	32-C39-A 	Chass. 151008-> for vehicles with ABS		
1.8	08.94 - 09.98					87-461-R	->12.1997		

					t = turbo a = automatic e = eXtreme	
<b>Article No.</b>						

# Mazda











## 323 F V (BA)

07.94 - 09.98

2.0 24V	08.94 - 09.98			ST	a	32-C48-A ☉	->Chass. 151007 for vehicles with ABS	
					a	32-C49-A ☉	->Chass. 151007 for vehicles with ABS	
					a	32-C44-A ☉	Chass. 151008-> for vehicles with ABS	
					a	32-C45-A ☉	Chass. 151008-> for vehicles with ABS	
					a	32-C44-A ☉	for vehicles without ABS	
		a	32-C45-A ☉	for vehicles without ABS				
							87-461-R	->12.1997
				ST	a	32-C50-A ☉	->Chass. 151007 for vehicles with ABS	
					a	32-C51-A ☉	->Chass. 151007 for vehicles with ABS	
					a	32-C46-A ☉	Chass. 151008-> for vehicles with ABS	
a	32-C47-A ☉				Chass. 151008-> for vehicles with ABS			
a	32-C46-A ☉				for vehicles without ABS			
a	32-C47-A ☉	for vehicles without ABS						







## 323 S V (BA)

08.94 - 09.98

1.3 16V 1.5 16V 1.8 1.6 TD	08.94 - 09.98 08.94 - 09.98 08.94 - 09.98 02.95 - 09.98			ST	a	32-C40-A ☉	->Chass. 151007 for vehicles with ABS	
					a	32-C41-A ☉	->Chass. 151007 for vehicles with ABS	
					a	32-C36-A ☉	Chass. 151008-> for vehicles with ABS	
					a	32-C37-A ☉	Chass. 151008-> for vehicles with ABS	
					a	32-C36-A ☉	for vehicles without ABS	
		a	32-C37-A ☉	for vehicles without ABS				
							87-461-R	->12.1997
				ST	a	32-C42-A ☉	->Chass. 151007 for vehicles with ABS	
					a	32-C43-A ☉	->Chass. 151007 for vehicles with ABS	
					a	32-C38-A ☉	Chass. 151008-> for vehicles with ABS	
a	32-C39-A ☉				Chass. 151008-> for vehicles with ABS			
a	32-C38-A ☉				for vehicles without ABS			
a	32-C39-A ☉	for vehicles without ABS						
2.0 D	10.96 - 09.98			ST	a	32-C36-A ☉	for vehicles without ABS	
					a	32-C37-A ☉	for vehicles without ABS	
							87-461-R	->12.1997
				ST	a	32-C38-A ☉	for vehicles without ABS	
a	32-C39-A ☉				for vehicles without ABS			









## 626 I (CB)






05.79 - 10.82

1.6	05.79 - 05.82			ST	a	27-989-5	
1.8	10.78 - 10.82			ST	t	36-A34-0 ☐	
2.0	05.79 - 05.82			ST	t	36-A34-0 ☐	







## 626 II Hatchback (GC)

11.82 - 09.87










1.6, 55 kW	03.83 - 09.87			ST	a	32-A09-0 ☉		
1.6, 59 kW	03.83 - 09.87				a	32-A10-0 ☉		
2.0, 68 kW	01.85 - 09.87			ST	a	32-D17-0		
2.0, 74 kW	03.83 - 09.87						87-458-A ☉	
2.0, 88 kW	01.86 - 09.87						87-459-A ☉	
2.0 D	03.84 - 06.87					89-025-0		

					t = turbo a = automatic e = eXtreme	<b>i</b>
<b>Article No.</b>						
<b>Mazda</b>						









**626 II Hatchback (GC) 11.82 - 09.87**

1.8	11.82 - 09.87			ST	a	32-A09-0 	
					a	32-A10-0 	
				ST	a	32-D17-0	
						89-025-0	









**626 II (GC) 11.82 - 09.87**








1.6 2.0, 74 kW 2.0, 88 kW 2.0 D	11.82 - 06.87 03.83 - 09.87 01.86 - 09.87 01.83 - 06.87			ST	a	32-A09-0 		
					a	32-A10-0 		
				ST	a	32-D17-0		
							87-458-A 	
							87-459-A 	
				89-025-0				









**626 III Hatchback (GD) 06.87 - 05.92**











1.8, 65 kW 1.8, 69 kW 2.0 12V 2.2 12V	11.87 - 05.92 11.87 - 05.92 11.87 - 05.92 06.88 - 04.92			ST	t	32-D57-A 		
					t	32-D58-A 		
							87-462-R	->12.1991 Suspension: for vehicles without height-adjustable suspension Manual Transmission not for equipment variation: 4WS
							89-033-0	
				ST	t	30-035-A =		
							87-453-A	->12.1991 not for equipment variation: 4WS Suspension: for vehicles without height-adjustable suspension Manual Transmission
							89-034-0	








**626 III (GD) 07.87 - 05.92**

1.8 2.0 12V 2.0 16V, 103 kW	11.87 - 05.92 09.87 - 05.92 11.87 - 05.92			ST	t	32-D57-A 	
					t	32-D58-A 	
							87-462-R
					89-033-0		
				ST	t	30-035-A =	
							87-453-A
					89-034-0		






						t = turbo a = automatic e = eXtreme	Article No. 
Mazda							

626 III (GD)		07.87 - 05.92						
2.0 2.0 16V, 109 kW 2.2 12V 2.0 D	09.87 - 10.90 07.87 - 09.89 11.87 - 07.91 07.87 - 07.91			ST	t	32-D57-A =Ⓟ		
					t	32-D58-A =Ⓟ		
						87-462-R	Suspension: for vehicles without height-adjustable suspension Manual Transmission not for equipment variation: 4WS	
							89-033-0	
				ST	t	30-035-A =		
							87-453-A	not for equipment variation: 4WS Suspension: for vehicles without height-adjustable suspension Manual Transmission
					89-034-0			
















































626 III Estate (GV)		09.87 - 11.96						
2.0 i 16V 2.0 TD 2.0 D Complex	04.92 - 12.97 03.88 - 12.97 05.93 - 11.96			ST	t	32-D57-A =Ⓟ		
					t	32-D58-A =Ⓟ		
						89-033-0		
1.8 2.0 16V	01.88 - 03.92 01.88 - 03.92			ST	t	32-D57-A =Ⓟ		
					t	32-D58-A =Ⓟ		
						87-462-R	->12.1991 Suspension: for vehicles without height-adjustable suspension Manual Transmission not for equipment variation: 4WS	
							89-033-0	
				ST	t	36-A55-A =		
							87-453-A	->12.1991 not for equipment variation: 4WS Suspension: for vehicles without height-adjustable suspension Manual Transmission

626 III Coupe (GD)		06.87 - 05.92						
1.8 2.0 12V 2.0 2.0 16V, 103 kW 2.0 16V, 109 kW 2.2 12V	09.87 - 08.91 09.87 - 12.88 09.87 - 10.90 12.87 - 10.90 06.87 - 09.89 03.90 - 12.91			ST	t	32-D57-A =Ⓟ		
					t	32-D58-A =Ⓟ		
						87-462-R	Suspension: for vehicles without height-adjustable suspension Manual Transmission not for equipment variation: 4WS	
							89-033-0	
				ST	t	30-035-A =		
							87-453-A	not for equipment variation: 4WS Suspension: for vehicles without height-adjustable suspension Manual Transmission
























					t = turbo a = automatic e = eXtreme	<b>i</b>
<b>Article No.</b>						
<b>Mazda</b>						





















**626 IV Hatchback (GE) 08.91 - 04.97**







1.8, 66 kW 2.0 D GLX Complex	08.94 - 04.97 01.93 - 04.97			ST	t	32-C52-A 			
					t	32-C53-A 			
					a	32-C52-0 			
					a	32-C53-0 			
							87-452-R		
				ST	t	32-C54-A =			
					a	32-C54-0			
								87-456-A 	
						87-457-A 			
1.8, 77 kW 2.0 i	08.91 - 04.97 08.91 - 04.97			ST	t	32-C52-A 			
					t	32-C53-A 			
					a	32-C52-0 			
					a	32-C53-0 			
							87-452-R	01.1992->	
				ST	t	32-C54-A =			
					a	32-C54-0			
								87-456-A 	01.1992->
						87-457-A 	01.1992->		
2.0 i 4WD	04.92 - 04.97					87-452-R			
								87-456-A 	
								87-457-A 	
									
		2.5 24V, 120 kW 2.5 24V, 121 kW	08.94 - 04.97 01.92 - 04.97			ST	t	32-C52-A 	Model: 1, 7
							t	32-C53-A 	Model: 1, 7
							a	32-C52-0 	Model: 1, 7
							a	32-C53-0 	Model: 1, 7
							87-452-R		
				ST	t	32-C54-A =	Model: 1		
					a	32-C54-0	Model: 1		
								87-456-A 	
						87-457-A 			











**626 IV (GE) 08.91 - 04.97**











1.8 i, 66 kW 1.8 i, 77 kW 2.0 i 2.0 D GLX Complex	08.94 - 04.97 01.92 - 04.97 01.92 - 04.97 10.92 - 04.97			ST	t	32-C52-A 			
					t	32-C53-A 			
					a	32-C52-0 			
					a	32-C53-0 			
							87-452-R		
				ST	t	32-C54-A =			
					a	32-C54-0			
								87-456-A 	
						87-457-A 			
2.0 i 4WD	04.92 - 04.97					87-452-R			
								87-456-A 	
								87-457-A 	
									





**929 II (HB) 12.81 - 09.87**



2.0, 66 kW	05.82 - 03.84			ST	a	32-A13-0 					
					a	32-A14-0 					
								89-019-0			
						ST	a	32-A15-A =			
											
											
2.0, 74 kW 2.0 i GLX	03.84 - 07.87 10.84 - 07.87			ST	a	32-A13-0 	->08.1986				
					a	32-A14-0 	->08.1986				
						ST	a	32-A15-A =	->08.1986		
											

















					t = turbo a = automatic e = eXtreme	Article No.	
<b>Mazda</b>							





<b>929 II Coupe (HB)</b>		<b>12.81 - 09.87</b>							
2.0, 66 kW	05.82 - 03.84			ST	a	32-A13-0 	10.1983->		
					a	32-A14-0 	10.1983->		
2.0, 74 kW 2.0 i	03.84 - 07.87 10.84 - 07.87			ST	a	32-A15-A =	10.1983->		
						89-019-0			
2.0, 74 kW 2.0 i	03.84 - 07.87 10.84 - 07.87			ST	a	32-A13-0 	->08.1986		
					a	32-A14-0 	->08.1986		
					a	32-A15-A =	->08.1986		
						89-019-0			






<b>929 III (HC)</b>		<b>05.87 - 06.91</b>							
2.0	06.87 - 12.88			ST	a	30-068-A =			
					a	30-031-A =			
2.2 12V, 85 kW 2.2 12V, 94 kW	01.88 - 04.89 04.89 - 06.91			ST	a	30-068-A =	Chass. 100001 - Chass. 200001		
					a	30-A35-A =	Chass. 200001->		
2.2 i	05.87 - 12.88			ST	a	30-031-A =			
3.0, 123 kW 3.0, 125 kW	01.90 - 06.91 01.88 - 12.89			ST	a	30-A35-A =	Chass. 200001->		
					a	30-031-A =	Chass. 200001->		
3.0, 140 kW	06.87 - 06.91			ST	a	30-031-A =	Chass. 200001->		

<b>B-Serie</b>									
B 1600 B 2000 B 2200 B 2500 B 2600	01.85 - 12.96 01.85 - 01.85 - 03.96 - 01.85 -			ST	a	30-069-A =	Equipment Variation: Pick-up		
					a	27-B68-A =	Equipment Variation: Pick-up		
B 1600 B 1600 (BNA) B 1800 B 2000	- 12.85 01.70 - 12.76 - 12.85 - 12.85			ST	a	27-444-0	Equipment Variation: Pick-up		


















<b>MX-5 I (NA)</b>		<b>09.89 - 04.98</b>							
1.6, 66 kW 1.6, 85 kW 1.8	01.95 - 04.98 05.90 - 01.94 02.94 - 04.98			ST	a	27-C90-A =			
						87-460-A			
					a	27-C91-A =			
						87-460-A			

<b>MX-6 (GE6)</b>		<b>07.91 -</b>							
2.5 V6 4-WS (GE)	01.92 -			ST	t	32-C52-A 			
					t	32-C53-A 			
					a	32-C52-0 			
					a	32-C53-0 			
2.0 2.5 i 24V 2.5 24V	02.92 - 08.94 - 02.92 -			ST	t	32-C52-A 			
					t	32-C53-A 			
					a	32-C52-0 			
					a	32-C53-0 			
						87-452-R	->12.1997		
				ST	t	32-C54-A =			
					a	32-C54-0			
						87-456-A 	->12.1997		
						87-457-A 	->12.1997		


























<b>E 1600</b>		<b>08.80 - 06.84</b>							
E 1600 BA 2 N 9	01.78 - 12.84			ST	a	27-444-0			
E 2200 D BA 2 N 9	01.78 - 12.84			ST	a	27-444-0			
					a	30-011-A =			

					t = turbo a = automatic e = eXtreme	<b>i</b>
<b>Article No.</b>						
<b>Mazda</b>						





**E 2000,2200 Bus (SR1) 01.84 - 05.94**






E 1800	01.84 - 12.97			ST	a	27-B98-0	
				ST	a	27-C10-0	Tyres: with single tyres
2.0	11.84 - 02.88			ST	a	27-B98-0	
				ST	a	27-C10-0	Tyres: with single tyres
				a	a	27-C94-0	Tyres: with dual tyres
						30-011-A 	Equipment Variation: Pick-up
2.0 4WD	10.88 - 09.89			ST	a	27-C10-0	Tyres: with single tyres
2.2 D	01.84 - 02.88			ST	a	27-B98-0	
				ST	a	27-C10-0	Tyres: with single tyres
						27-C94-0	Tyres: with dual tyres

**E 2000,2200 Box (SR2) 01.84 -**













E 1400 E 1800	01.84 - 12.97			ST	a	27-B98-0	
				ST	a	27-C10-0	Tyres: with single tyres
2.0, 60 kW	03.91 - 05.94			ST	a	27-B98-0	
				ST	a	27-C10-0	Tyres: with single tyres
				a	a	27-C94-0	Tyres: with dual tyres
2.0, 63 kW 2.2 D, 46 kW	05.85 - 04.89 05.85 - 02.88			ST	a	27-B98-0	
				ST	a	27-C10-0	Tyres: with single tyres
				a	a	27-C94-0	Tyres: with dual tyres
						30-011-A 	Equipment Variation: Pick-up
2.0, 70 kW 2.2 D, 47 kW	06.94 - 03.91 -			ST	a	27-B98-0	->12.1997
				ST	a	27-C10-0	->12.1997 Tyres: with single tyres
				a	a	27-C94-0	->12.1997 Tyres: with dual tyres
2.0 4WD	10.88 - 09.89			ST	a	27-C10-0	Tyres: with single tyres













































































**E 2000,2200 Pritsche/Fahrgestell 01.84 - 12.97**






2.0 2.2 D	01.84 - 12.97			ST	a	27-B98-0	
				ST	a	27-C10-0	Tyres: with single tyres
						27-C94-0	Tyres: with dual tyres

					t = turbo a = automatic e = eXtreme	<b>i</b>
<b>Article No.</b>						





# Mercedes Benz

<b>A-class (W168)</b>		<b>07.97 -</b>							
<b>A 140 (168.031, 168.131)</b> <b>A 160 (168.033, 168.133)</b> <b>A 160 CDI (168.007)</b> <b>A 170 CDI (168.008)</b>	07.97 -			ST	a	36-A86-A =			
	07.97 -			SP	a	36-A86-A =	Chass. J 055013->		
	07.98 - 02.01					ST	a	36-A84-A =	
	07.98 - 02.01			SP	a	36-A87-0 =	Chass. J 055013->		
<b>A 190 (168.032, 168.132)</b>	03.99 -			ST	a	36-A86-A =			
				SP	a	36-A86-A =			
						ST	a	36-A84-A =	
					ST	a	36-A87-0 =		
					SP	a	36-A87-0 =		
							ST	a	36-A85-0 =


<b>190 (W201)</b>		<b>10.82 - 08.93</b>											
<b>E 1.8 (201.018)</b> <b>2.0, 66 kW</b> <b>2.0, 75 kW</b> <b>2.0, 77 kW</b> <b>E 2.0, 83 kW</b> <b>E 2.0, 85 kW</b> <b>E 2.0, 87 kW</b> <b>E 2.0 (201.024)</b> <b>E 2.0, 93 kW</b> <b>E 2.3</b> <b>E 2.3 (201.028)</b> <b>E 2.6 (201.029)</b> <b>E 2.6</b> <b>D 2.0</b> <b>D 2.0 (201.122)</b> <b>D 2.5</b> <b>D 2.5 (201.126)</b>	04.90 - 08.93 10.82 - 10.84 01.86 - 05.90 09.84 - 05.90 02.85 - 12.86 02.85 - 12.86 01.85 - 08.93 10.82 - 06.93 10.82 - 06.93 09.86 - 08.91 10.86 - 08.93 09.86 - 08.93 09.86 - 12.89 08.83 - 08.89 08.89 - 08.93 04.85 - 08.93 08.89 - 08.93			ST	a	36-612-B =							
				SP	a	36-612-C =							
						ST	a	36-111-B =					
								87-009-A					
								89-012-0					
								ST	t	36-119-P =*			
								a	a	36-119-1 =			
								ST	a	36-B04-0 II			
										SP	a	36-120-1 =	
										a	a	36-A05-0 =	
										a	a	22-856-0	OE 000 463 53 32 OE 124 463 04 32
										ST	a	36-612-C =	->05.1993
												87-009-A	
												89-012-0	
										ST	a	36-B05-0 II	->05.1993
						a	a	22-856-0	OE 000 463 53 32 OE 124 463 04 32				






					t = turbo a = automatic e = eXtreme	<b>i</b>
<b>Article No.</b>						
<b>Mercedes Benz</b>						

**C-class (W202) 03.93 - 05.00**

<b>C 180</b> <b>C 180 (202.018)</b>	11.94 - 05.00		$\frac{1}{0}$	ST	a	36-A11-0 <input type="checkbox"/>				
	03.93 - 05.00			SP	a	36-A11-0 <input type="checkbox"/>				
				$\frac{1}{0}$	ST	t	36-A13-P <input type="checkbox"/> *	not for equipment variation: Esprit, Sportline		
					a	a	36-A13-0 <input type="checkbox"/>			
					ST	a	36-B33-0 <input type="checkbox"/> II	not for equipment variation: Esprit, Sportline		
					a	a	36-B35-0 <input type="checkbox"/> II	Equipment Variation: Esprit, Sportline		
					SP	a	36-A13-0 <input type="checkbox"/>			
	SP	a	36-B35-0 <input type="checkbox"/> II							
		$\frac{0}{0}$		a	22-856-0	OE 000 463 53 32 OE 124 463 04 32				
<b>C 200 (202.020)</b> <b>C 200 Kompressor, 132 kW</b> <b>C 200 Kompressor, 141 kW</b> <b>C 220 (202.022)</b> <b>C 230 (202.023)</b> <b>C 230 Kompressor (202.024)</b> <b>C 240 (202.026)</b> <b>C 200 D (202.120)</b> <b>C 200 D (202.122)</b> <b>C 200 CDI (202.134)</b> <b>C 250 D (202.125)</b>	01.94 - 05.00 10.95 - 05.00 11.96 - 05.00 03.93 - 05.00 06.96 - 05.00 10.95 - 05.00 06.97 - 05.00 03.93 - 05.00 10.96 - 05.00 03.98 - 05.00 05.93 - 05.00		$\frac{1}{0}$	ST	a	36-A11-0 <input type="checkbox"/>				
				SP	a	36-A11-0 <input type="checkbox"/>				
				$\frac{1}{0}$	ST	t	36-A13-P <input type="checkbox"/> *	not for equipment variation: Esprit, Sportline		
					a	a	36-A13-0 <input type="checkbox"/>			
					ST	a	36-B33-0 <input type="checkbox"/> II	not for equipment variation: Esprit, Sportline		
					a	a	36-B35-0 <input type="checkbox"/> II	Equipment Variation: Esprit, Sportline		
					SP	a	36-A13-0 <input type="checkbox"/>			
					SP	a	36-B35-0 <input type="checkbox"/> II			
	<b>C 280 (202.028)</b> <b>C 280 (202.029)</b> <b>C 250 Turbo-D (202.128)</b>			05.93 - 05.00 06.97 - 05.00 10.95 - 05.00		$\frac{1}{0}$	ST	a	36-A11-0 <input type="checkbox"/>	Equipment Variation: Esprit, Sportline
							a	a	36-A12-0 <input type="checkbox"/>	not for equipment variation: Esprit, Sportline
		SP	a	36-A11-0 <input type="checkbox"/>						
		$\frac{1}{0}$	ST	t			36-A13-P <input type="checkbox"/> *	not for equipment variation: Esprit, Sportline		
			a	a			36-A13-0 <input type="checkbox"/>			
			ST	a			36-B33-0 <input type="checkbox"/> II	not for equipment variation: Esprit, Sportline		
			a	a			36-B35-0 <input type="checkbox"/> II	Equipment Variation: Esprit, Sportline		
			SP	a			36-A13-0 <input type="checkbox"/>			
		SP	a	36-B35-0 <input type="checkbox"/> II						
<b>C 220 CDI (202.133)</b> <b>C 220 D</b> <b>C 220 D (202.121)</b>	09.97 - 05.00 07.96 - 05.00 08.93 - 05.00		$\frac{1}{0}$	ST	a	36-A11-0 <input type="checkbox"/>				
				SP	a	36-A11-0 <input type="checkbox"/>	not for equipment variation: Esprit, Sportline			
				$\frac{1}{0}$	ST	t	36-A13-P <input type="checkbox"/> *	not for equipment variation: Esprit, Sportline		
					a	a	36-A13-0 <input type="checkbox"/>			
					ST	a	36-B33-0 <input type="checkbox"/> II	not for equipment variation: Esprit, Sportline		
					a	a	36-B35-0 <input type="checkbox"/> II	Equipment Variation: Esprit, Sportline		
	SP	a	36-A13-0 <input type="checkbox"/>		not for equipment variation: Esprit, Sportline					
		SP	a	36-B35-0 <input type="checkbox"/> II	not for equipment variation: Esprit, Sportline					





**C-class Estate (T202) 06.96 - 03.01**

<b>C 180 T (202.078)</b> <b>C 180 T</b> <b>C 200 T (202.080)</b> <b>C 200 T 2.0 (202.082)</b> <b>C 200 Kompressor T</b> <b>C 230 T (202.083)</b> <b>C 230 T Kompressor (202.085)</b> <b>C 240 T (202.086)</b> <b>C 240 T</b> <b>C 280 T (202.089)</b> <b>C 200 T D (202.180)</b> <b>C 200 T CDI (202.194)</b> <b>C 220 T CDI (202.193)</b> <b>C 220 T D</b> <b>C 220 T D (202.182)</b> <b>C 250 T Turbo-D (202.188)</b>	06.96 - 09.00 09.00 - 03.01 06.96 - 09.00 11.96 - 03.01 09.00 - 03.01 06.96 - 03.01 06.97 - 09.00 06.97 - 09.00 09.00 - 03.01 06.97 - 03.01 10.96 - 03.01 03.98 - 03.01 09.97 - 03.01 06.96 - 03.01 06.96 - 03.01 06.96 - 03.01		$\frac{1}{0}$	ST	a	36-A51-0 <input type="checkbox"/>		
				SP	a	36-A44-0 <input type="checkbox"/>	Equipment Variation: incl. Esprit	
				$\frac{1}{0}$	ST	a	36-A45-0 <input type="checkbox"/>	
					ST	a	36-B18-0 <input type="checkbox"/> II	
					SP	a	36-A46-0 <input type="checkbox"/>	Equipment Variation: incl. Esprit
					SP	a	36-B19-0 <input type="checkbox"/> II	Equipment Variation: incl. Esprit
					a			
					a			
					a			
					a			
	a							
	a							





					t = turbo a = automatic e = eXtreme	<b>i</b>
<b>Article No.</b>						

# Mercedes Benz









## C-class (W203) 05.00 -

C 180	10.00 -			ST	a	36-C03-F =	
C 200 Kompressor (203.045)	05.00 -			SP	a	36-A95-0 =	
C 240 (203.061)	05.00 -			ST	a	36-A96-0 =	
C 320 (203.064)	05.00 -			SP	a	36-A96-0 =	
C 200 CDI (203.004)	09.00 -						
C 220 CDI (203.006)	05.00 -						
C 270 CDI (203.016)	12.00 -						








































## CLK (C208) 06.97 -

200 (208.335)	06.97 -			ST	t	36-A83-0 =	
200 Kompressor	06.00 -			SP	t	36-A83-0 =	
200 Kompressor (208.345)	06.97 - 06.00			ST	t	36-A74-0 =	
230 Kompressor (208.347)	06.97 - 06.00			SP	t	36-A74-0 =	
230 Kompressor	06.00 -						
320 (208.365)	06.97 -						
430 (208.370)	07.98 -						






## CLK Convertible (C208) 03.98 -







200 (208.435)	03.98 -			ST	t	36-A83-0 =	
				SP	t	36-A83-0 =	
				ST	t	36-A75-0 =	
				SP	t	36-A74-0 =	
200 Kompressor (208.445)	03.98 - 06.00			ST	t	36-A83-0 =	
230 Kompressor (208.447)	03.98 - 06.00			SP	t	36-A83-0 =	
320 (208.465)	03.98 -			ST	t	36-A75-0 =	
				SP	t	36-A75-0 =	

## Saloon (W123) 01.76 - 12.85










200, 62 kW	02.76 - 08.80			ST	t	36-078-1 =	
200, 74 kW	06.80 - 11.85						
200, 80 kW	06.80 - 11.85			ST	t	46-016-6 =	
230	02.76 - 03.81				a	46-016-0 =	
250, 95 kW	02.76 - 10.79				e	60-057-1   	Replace in pairs only
250, 103 kW	10.79 - 07.85				a	36-B02-0  	
280 E, 130 kW	08.76 - 08.81				a	36-B02-0 	for ambulances
280 E, 136 kW	02.76 - 11.85						
220 D, 44 kW	01.76 - 02.79						
220 D, 49 kW	01.77 - 03.79						
240 D, 48 kW	02.76 - 02.79						
240 D, 53 kW	03.79 - 11.85						
300 D, 59 kW	02.76 - 07.80						
300 D, 65 kW	03.79 - 11.85						
300 Turbo-D	08.81 - 07.85						
200, 69 kW	02.76 - 08.80			ST	t	36-078-1 =	
280	02.76 - 08.81						
200 D, 40 kW	07.76 - 02.79			ST	t	46-016-6 =	
200 D, 44 kW	03.79 - 11.85				a	46-016-0 =	
					e	60-057-1   	Replace in pairs only
					a	36-B02-0  	for ambulances
					a	36-B02-0  	
					a	22-794-9	
230 E	04.80 - 12.85			ST	t	36-078-1 =	
				ST	t	46-016-6 =	
					a	46-016-0 =	
					e	60-057-1   	Replace in pairs only
					a	36-B02-0  	for ambulances
					a	36-B02-0  	

## Estate (S123) 09.77 - 12.85














200 T, 74 kW	11.80 - 11.85			ST	t	36-078-1 =	
200 T, 80 kW	11.80 - 11.85			ST	a	36-B03-0 	

					t = turbo a = automatic e = eXtreme	 <b>Mercedes Benz</b>
<b>Article No.</b>						
































**Estate (S123)****09.77 - 12.85**






230 T	09.77 - 03.80			ST	t	36-078-1 	
230 TE	04.80 - 11.85			ST	a	36-B03-0 	
250 T, 95 kW	05.78 - 10.79						
250 T, 103 kW	05.78 - 08.82				a	22-794-9	
280 TE	09.77 - 11.85						
240 T D, 48 kW	09.77 - 02.79						
240 T D, 53 kW	03.79 - 12.85						
300 T D, 59 kW	09.77 - 02.79						
300 T D, 65 kW	03.79 - 11.85						
300 T Turbo-D	10.80 - 11.85						

**Coupe (C123)****03.77 - 12.85**



































































250 C, CE	01.76 - 12.84			ST	t	36-078-1 	
300 C Diesel	01.76 - 12.84			ST	t	46-016-6 	
230 C	05.77 - 04.80				a	46-016-0 	
230 CE	04.80 - 12.85				e	60-057-1   	->12.1984
280 C	03.77 - 03.80						Replace in pairs only
280 CE, 130 kW	09.77 - 08.79				a	36-B02-0   	
280 CE, 136 kW	03.77 - 11.85						
300 C Turbo-D	09.81 - 07.85						

**Saloon (W124)****12.84 - 06.93**















































































200, 75 kW	01.86 - 05.90			ST	a	36-612-C 	09.1989-> Equipment Variation: Esprit, Sportline
200, 77 kW	01.86 - 05.90				a	36-111-B 	not for equipment variation: Esprit, Sportline
200, 80 kW	12.85 - 05.90				a	36-612-C 	09.1989->
200 E (124.021)	09.88 - 08.92			SP	a	36-612-C 	
200 E	09.88 - 12.89				a	36-612-C 	
200 E (124.019)	10.92 - 06.93				a	36-612-C 	
220 E (124.022)	10.92 - 06.93					87-010-A	
230 E (124.023)	12.84 - 03.92					89-012-0	
230 E CAT	06.89 - 06.93						
230 E	01.85 - 06.93			ST	t	36-120-P  	not for equipment variation: Esprit, Sportline
280 E (124.028)	10.92 - 06.93				a	36-A06-0 	09.1989-> Equipment Variation: Esprit, Sportline
300 E (124.030)	08.85 - 08.92				a	36-120-1 	not for equipment variation: Esprit, Sportline
300 E	06.85 - 08.92				a	36-B06-0 	not for equipment variation: Esprit, Sportline
200 D (124.120)	08.89 - 06.93			ST	a	36-B06-0 	
300 D, 81 kW	06.90 - 06.93				a	36-A06-0 	09.1989->
300 D (124.130)	08.89 - 06.93				a	36-A06-0 	
300 Turbo-D (124.133)	09.88 - 06.93				a	36-B27-0 	
					a	36-A06-0 	
					a	36-B27-0 	
					a	22-856-0	OE 000 463 53 32 OE 124 463 04 32






					t = turbo a = automatic e = eXtreme	<b>i</b>
<b>Article No.</b>						

# Mercedes Benz
























Saloon (W124)	12.84 - 06.93										
260 E (124.026) 260 E 250 D 250 D (124.125) 250 Turbo-D (124.128)	09.85 - 08.92 09.85 - 12.89 04.85 - 06.93 01.89 - 06.93 09.88 - 06.93			ST	a	36-612-C =	->Chass. B 598786 for extended wheelbase not for equipment variation: Esprit, Sportline				
					a	36-111-B =	Chass. B 598787 - Chass. B 720155 not for equipment variation: Esprit, Sportline for extended wheelbase				
					a	36-111-B =	not for equipment variation: Esprit, Sportline				
					a	36-111-B =	for ambulances				
						36-612-C =	Equipment Variation: Esprit, Sportline				
					SP	a	36-612-C =				
						a	36-612-C =				
						a	36-612-C =				
							87-010-A				
							89-012-0				
							ST	t	36-120-P 	not for equipment variation: Esprit, Sportline	
								a	36-A06-0 	09.1989-> Equipment Variation: Esprit, Sportline	
								a	36-120-1 	not for equipment variation: Esprit, Sportline	
									a	36-B28-0 	->Chass. B 598786 for extended wheelbase not for equipment variation: Esprit, Sportline
a	36-B06-0 	not for equipment variation: Esprit, Sportline									
SP	a	36-A06-0 	09.1989->								
	a	36-A06-0 									
	a	36-B27-0 									
	a	36-A06-0 									
	a	36-B27-0 									
	a	36-A06-0 									
	a	36-B27-0 									
		a	22-856-0	OE 000 463 53 32 OE 124 463 04 32							
260 E 4-matic, 118 kW 260 E 4-matic, 122 kW 300 E 4-matic (124.230) 300 E 4-matic 300 D 4-matic, 80 kW 300 D 4-matic, 83 kW 300 Turbo-D 4-matic 300 Turbo-D 4-matic (124.333)	09.86 - 08.92 12.86 - 12.89 09.86 - 06.93 09.86 - 02.92 09.86 - 08.92 08.89 - 06.93 09.86 - 09.88 01.88 - 06.93			ST				a	36-120-1 		
					a	36-B06-0 					
						a	36-A06-0 				
						a	36-B27-0 				
						a	36-B27-0 				
							a	22-856-0	OE 000 463 53 32 OE 124 463 04 32		
											
300 E 200 D	01.85 - 12.85 12.84 - 08.89			ST	a	36-111-B =	not for equipment variation: Esprit, Sportline				
						a	36-612-C =				
						a	36-612-C =				
							87-010-A				
							89-012-0				
							ST	t	36-120-P 	not for equipment variation: Esprit, Sportline	
								a	36-120-1 	not for equipment variation: Esprit, Sportline	
									a	36-B06-0 	not for equipment variation: Esprit, Sportline
									a	36-A06-0 	
									a	36-B27-0 	
									a	36-A06-0 	
									a	36-B27-0 	
									a	36-B27-0 	
							a	22-856-0	OE 000 463 53 32 OE 124 463 04 32		





























<b>Saloon (W124)</b>	<b>12.84 - 06.93</b>										
300 E-24 (124.031) 320 E (124.032)	09.88 - 08.92 10.92 - 06.93			ST	a	36-612-C =	09.1989-> Equipment Variation: Esprit, Sportline				
					a	36-111-B =	not for equipment variation: Esprit, Sportline				
					SP	a	36-612-C =	09.1989->			
						a	36-612-C =				
						a	36-612-C =				
							89-012-0				
							ST	t	36-120-P 	not for equipment variation: Esprit, Sportline	
								a	36-A06-0 	09.1989-> Equipment Variation: Esprit, Sportline	
								a	36-120-1 	not for equipment variation: Esprit, Sportline	
									a	36-B06-0 	not for equipment variation: Esprit, Sportline
								SP	a	36-A06-0 	09.1989->
									a	36-A06-0 	
									a	36-B27-0 	
									a	36-A06-0 	
	a	36-B27-0 									
	a	36-B27-0 									
		a	22-856-0	OE 000 463 53 32 OE 124 463 04 32							
400 E 4.2 (124.034)	10.92 - 06.93			ST	t	36-120-P 	not for equipment variation: Esprit, Sportline				
					a	36-120-1 	not for equipment variation: Esprit, Sportline				
					a	36-A06-0 	Equipment Variation: Esprit, Sportline				
					SP	a	36-A06-0 	not for equipment variation: Esprit, Sportline			
						a	36-A06-0 				
						a	36-A06-0 				
		a	22-856-0	OE 000 463 53 32 OE 124 463 04 32							
420 E	01.92 - 06.93			ST	t	36-120-P 	not for equipment variation: Esprit, Sportline				
					a	36-120-1 	not for equipment variation: Esprit, Sportline				
					a	36-A06-0 	Equipment Variation: Esprit, Sportline				
					SP	a	36-A06-0 	not for equipment variation: Esprit, Sportline			
						a	36-A06-0 				
						a	36-A06-0 				
500 E (124.036)	01.91 - 06.93			ST	t	36-120-P 	->Chass. B 712318 not for equipment variation: Esprit, Sportline				
					a	36-120-1 	->Chass. B 712318 not for equipment variation: Esprit, Sportline				
					a	36-A06-0 	Equipment Variation: Esprit, Sportline				
					SP	a	36-A06-0 				
						a	36-A06-0 				
						a	36-A06-0 				
300 D, 80 kW	12.84 - 08.89			ST	a	36-111-B =	not for equipment variation: Esprit, Sportline				
						a	36-612-C =				
						a	36-612-C =				
							89-012-0				
							ST	t	36-120-P 	not for equipment variation: Esprit, Sportline	
								a	36-120-1 	not for equipment variation: Esprit, Sportline	
			a	36-B06-0 				not for equipment variation: Esprit, Sportline			
			a	36-A06-0 							
			a	36-B27-0 							
			a	36-A06-0 							
	a	36-B27-0 									
		a	22-856-0	OE 000 463 53 32 OE 124 463 04 32							

					t = turbo a = automatic e = eXtreme	<b>i</b>
<b>Article No.</b>						
























# Mercedes Benz

Saloon (W124)	12.84 - 06.93								
300 Turbo-D	09.86 - 09.88	 		ST	a	36-612-C =	->Chass. B 598786 for extended wheelbase not for equipment variation: Esprit, Sportline		
					a	36-111-B =	Chass. B 598787 - Chass. B 720155 not for equipment variation: Esprit, Sportline for extended wheelbase		
					a	36-111-B =	for ambulances		
					a	36-111-B =	not for equipment variation: Esprit, Sportline		
					a	36-612-C =	Equipment Variation: Esprit, Sportline		
					SP	a	36-612-C =		
						a	36-612-C =		
						a	36-612-C =		
							89-012-0		
		 			ST	t	36-120-P 	not for equipment variation: Esprit, Sportline	
						a	36-120-1 	not for equipment variation: Esprit, Sportline	
							a	36-B28-0 	->Chass. B 598786 for extended wheelbase not for equipment variation: Esprit, Sportline
							a	36-B06-0 	not for equipment variation: Esprit, Sportline
							a	36-A06-0 	
							a	36-B27-0 	
							a	36-A06-0 	
							a	36-B27-0 	
							a	22-856-0	OE 000 463 53 32 OE 124 463 04 32







Estate (S124)	09.85 - 06.93									
200 T, 77 kW 200 T, 80 kW 200 TE (124.081) 200 TE 230 TE (124.083) CAT 230 TE 260 TE FGST., 118 kW 260 TE FGST., 122 kW 300 TE (124.090) 300 TE 200 T D, 53 kW 200 T D, 55 kW 250 T D 250 T D (124.185) 300 T D, 80 kW 300 T D, 81 kW 300 T D (124.190) 300 T Turbo-D 300 T Turbo-D (124.193)	01.86 - 05.90 09.85 - 08.89 09.88 - 08.92 09.88 - 12.89 06.89 - 08.92 09.85 - 08.92 09.89 - 08.92 09.85 - 12.89 01.86 - 08.92 01.86 - 12.89 09.85 - 08.91 09.88 - 08.91 09.85 - 06.93 01.89 - 06.93 09.86 - 06.93 01.89 - 06.93 01.89 - 06.93 09.86 - 01.89 01.89 - 06.93	 		ST	a	36-111-B =				
					SP	a	36-612-C =			
						a	36-612-C =			
							87-010-A			
							89-012-0			
		220 TE (124.082) 280 TE (124.088) 300 TE-24 (124.091) 320 TE (124.092)	10.92 - 05.93 10.92 - 06.93 09.89 - 08.92 10.92 - 06.93	 		ST	a	36-111-B =		
							SP	a	36-612-C =	
								a	36-612-C =	
									89-012-0	
300 TE 4-matic (124.290) 300 TE 4-matic 300 T Turbo-D 4-matic 300 T Turbo-D 4-matic (124.393)	09.86 - 06.93 09.86 - 12.89 09.86 - 01.89 01.89 - 06.93			 		ST	a	36-B07-0 		
								a	36-B28-0 	
								a	36-B07-0 	
								a	36-B28-0 	
										

					t = turbo a = automatic e = eXtreme	<b>Article No.</b>	<b>i</b>
<b>Mercedes Benz</b>							











**Coupe (C124) 03.87 - 05.93**






230 CE (124.043) CAT 230 CE 300 CE (124.050)	06.89 - 12.92 03.87 - 12.92 03.87 - 05.93			ST	a	36-612-C =	09.1989-> Equipment Variation: Esprit, Sportline			
					a	36-111-B =	not for equipment variation: Esprit, Sportline			
					SP	a	36-612-C =	09.1989->		
					△	a	36-612-C =	not for equipment variation: Esprit, Sportline		
					☉		87-010-A			
					⊕		89-012-0			
						ST	t	36-120-P 	not for equipment variation: Esprit, Sportline	
							a	36-A06-0 	09.1989-> Equipment Variation: Esprit, Sportline	
							a	36-120-1 	not for equipment variation: Esprit, Sportline	
							a	36-B06-0 	not for equipment variation: Esprit, Sportline	
							SP	a	36-A06-0 	09.1989->
							△	a	36-A06-0 	
							△	a	36-B27-0 	
☉										
300 CE	03.87 - 12.89					87-010-A				
300 CE-24 (124.051)	09.89 - 12.92			ST	a	36-612-C =	09.1989-> Equipment Variation: Esprit, Sportline			
					a	36-111-B =	not for equipment variation: Esprit, Sportline			
					SP	a	36-612-C =	09.1989->		
					△	a	36-612-C =	not for equipment variation: Esprit, Sportline		
					⊕		89-012-0			
						ST	t	36-120-P 	not for equipment variation: Esprit, Sportline	
							a	36-A06-0 	09.1989-> Equipment Variation: Esprit, Sportline	
							a	36-120-1 	not for equipment variation: Esprit, Sportline	
							a	36-B06-0 	not for equipment variation: Esprit, Sportline	
							SP	a	36-A06-0 	09.1989->
							△	a	36-A06-0 	
							△	a	36-B27-0 	
							☉			

**Convertible (A124) 09.91 - 05.93**























200 CE (124.060) CE Cabrio (124) 300 CE-24 (124.061)	- 06.93 01.92 - 06.93 04.92 - 06.93			ST	t	36-120-P 	not for equipment variation: Esprit, Sportline
					a	36-120-1 	not for equipment variation: Esprit, Sportline
					a	36-A06-0 	Equipment Variation: Esprit, Sportline
					SP	a	36-A06-0 














**E-class (W124) 06.93 - 06.95**

















E 200 (124.019) E 220 (124.022) E 280 (124.028) E 320 (124.032) E 200 D (124.120) E 250 D (124.126, 124.129) E 250 Turbo-D (124.128) E 300 D (124.131) E 300 Turbo-D (124.133)	06.93 - 06.95 06.93 - 06.95 06.93 - 06.95 06.93 - 06.95 06.93 - 06.95 07.93 - 06.95 06.93 - 06.95 07.93 - 06.95 06.93 - 06.95			ST	a	36-111-B =	not for equipment variation: Esprit, Sportline		
					a	36-612-C =	Equipment Variation: Esprit, Sportline		
					SP	a	36-612-C =		
					△	a	36-612-C =		
					☉		87-010-A		
					⊕		89-012-0		
						ST	t	36-120-P 	not for equipment variation: Esprit, Sportline
							a	36-120-1 	not for equipment variation: Esprit, Sportline
							a	36-A06-0 	Equipment Variation: Esprit, Sportline
a	36-B06-0 	not for equipment variation: Esprit, Sportline							
SP	a	36-A06-0 							
△	a	36-A06-0 							
△	a	36-B27-0 							
☉									
☉									
☉									
☉									
☉									
☉									
☉									
☉									
☉									
☉									






					t = turbo a = automatic e = eXtreme	<b>i</b>
<b>Article No.</b>						

# Mercedes Benz









E-class (W124)		06.93 - 06.95					
E 300 4-matic (124.230) E 300 Turbo-D 4-matic (124.333)	06.93 - 06.95 06.93 - 06.95		 ○	ST a	a	36-120-1 	
				ST 	a	36-B06-0 	
					a	36-A06-0 	
					a	36-B27-0 	
E 420 (124.034)	06.93 - 06.95		 ○	ST t	a	36-120-P  *	not for equipment variation: Esprit, Sportline
				a	a	36-120-1 	not for equipment variation: Esprit, Sportline
				a	a	36-A06-0 	Equipment Variation: Esprit, Sportline
				SP	a	36-A06-0 	
					a	36-A06-0 	
					a	36-A06-0 	
E 500 (124.036)	06.93 - 06.95		 ○	ST a	a	36-111-B =	->Chass. B 712318 Equipment Variation: Esprit, Sportline
				SP	a	36-111-B =	->Chass. B 712318
						89-012-0	
			 ○	ST t	a	36-120-P  *	->Chass. B 712318 not for equipment variation: Esprit, Sportline
				a	a	36-120-1 	->Chass. B 712318 not for equipment variation: Esprit, Sportline

E-class Estate (S124)		06.93 - 06.96					
E 200 T (124.079) E 220 T (124.082) E 280 T (124.088) E 280 T E 320 T (124.092) E 250 T D (124.186) E 300 T D (124.191) E 300 T Turbo-D (124.193)	06.93 - 06.96 06.93 - 06.96 06.93 - 06.96 06.93 - 06.96 06.93 - 06.96 06.93 - 06.96 06.93 - 06.96 06.93 - 06.96		 ○	ST a	a	36-111-B =	->06.1995
				SP	a	36-612-C =	->06.1995
					a	36-612-C =	->06.1995
						87-010-A	->06.1995
						89-012-0	
			 ○	ST 	a	36-B07-0 	->06.1995
					a	36-B28-0 	->06.1995
					a	36-B07-0 	->06.1995
					a	36-B28-0 	->06.1995

































E-class Coupe (C124)		06.93 - 06.97					
E 200 (124.040) E 220 (124.042) E 320 (124.052)	06.93 - 06.97 06.93 - 06.97 06.93 - 06.97		 ○	ST a	a	36-111-B =	not for equipment variation: Esprit, Sportline
				a	a	36-612-C =	Equipment Variation: Esprit, Sportline
				SP	a	36-612-C =	
					a	36-612-C =	
						87-010-A	->06.1995
						89-012-0	
			 ○	ST t	a	36-120-P  *	not for equipment variation: Esprit, Sportline
				a	a	36-120-1 	not for equipment variation: Esprit, Sportline
				a	a	36-A06-0 	Equipment Variation: Esprit, Sportline
				ST 	a	36-B06-0 	not for equipment variation: Esprit, Sportline
				SP	a	36-A06-0 	
					a	36-A06-0 	
					a	36-B27-0 	
							






					t = turbo a = automatic e = eXtreme	<div style="font-size: 2em; font-weight: bold; margin: 0;">i</div> <div style="font-weight: bold; margin: 5px 0;">Article No.</div>
<h1 style="margin: 0;">Mercedes Benz</h1>						

### E-class Convertible (A124) 05.93 - 03.98































E 200 (124.060)	06.93 - 03.98					<b>87-010-A</b>		
E 220 (124.062)	06.93 - 03.98			<b>ST</b>	<b>t</b>	<b>36-120-P</b> 	->06.1995 not for equipment variation: Esprit, Sportline	
E 320 (124.066)	06.93 - 03.98					<b>a</b>	<b>36-120-1</b> 	->06.1995 not for equipment variation: Esprit, Sportline
						<b>a</b>	<b>36-A06-0</b> 	->06.1995 Equipment Variation: Esprit, Sportline
						<b>SP</b>	<b>a</b>	<b>36-A06-0</b> 






### E-class (W210) 06.95 -

























E 200 (210.035)	06.95 - 08.00			<b>ST</b>	<b>a</b>	<b>36-A17-0</b> 	not for equipment variation: Avantgarde not for equipment variation: ADS				
E 200 Kompressor (210.045)	06.97 -					<b>a</b>	<b>36-A19-0</b> 	Equipment Variation: Avantgarde not for equipment variation: ADS			
E 240 (210.061)	06.97 - 08.00			<b>SP</b>	<b>a</b>	<b>36-A19-0</b> 	not for equipment variation: ADS				
E 280 (210.053)	01.96 - 06.97						<b>36-A21-0</b> 	not for equipment variation: Avantgarde not for equipment variation: ADS			
E 280 (210.063)	12.96 -							<b>ST</b>	<b>t</b>	<b>36-A18-P</b> 	not for equipment variation: Avantgarde not for equipment variation: ADS
E 320 (210.055)	06.95 - 06.97									<b>a</b>	<b>36-A18-0</b> 
E 320 (210.065)	06.97 -			<b>a</b>	<b>a</b>	<b>36-A20-0</b> 	Equipment Variation: Avantgarde not for equipment variation: ADS				
E 420 (210.072)	01.96 - 06.97					<b>e</b>	<b>60-A72-0</b> 	not for equipment variation: Avantgarde Replace in pairs only Conversion requires Roadworthy Test. For fitting different affixations are required (see table). To get only from Mercedes. If fitted in vehicle: spring 210 324 32 04, 1xyellow, 1xgreen with affixation 210 325 01 84, nap 1 = fit original, with affixation 210 325 02 84, nap 2 = = fit affixation 210 325 01 84, nap 1, with affixation 210 325 03 84, nap 3 = = fit affixation 210 325 02 84, nap 2, with affixation 210 325 04 84, nap 4 = = fit affixation 210 325 02 84, nap 2, If fitted in vehicle: spring 210 324 33 04, 1xyellow, 2xgreen with affixation 210 325 01 84, nap 1 = = fit affixation 210 325 03 84, nap 3, with affixation 210 325 02 84, nap 2 = = fit affixation 210 325 03 84, nap 3, with affixation 210 325 03 84, nap 3 = = fit affixation 210 325 04 84, nap 4, with affixation 210 325 04 84, nap 4 = fit original. Use retrofit kit when retrofitting to NIVOMAT!			
E 200 D (210.003)	01.96 -			<b>ST</b>	<b>a</b>	<b>36-B20-0</b> 	not for equipment variation: Avantgarde not for equipment variation: ADS				
E 220 D (210.004)	06.95 - 07.99					<b>a</b>	<b>36-B21-0</b> 	Equipment Variation: Avantgarde Equipment Variation: ADS			
E 250 Turbo-D (210.015)	06.97 - 07.99			<b>SP</b>	<b>a</b>	<b>36-A20-0</b> 	not for equipment variation: ADS				
E 270 CDI (210.016)	07.99 -					<b>a</b>	<b>36-B21-0</b> 	Equipment Variation: ADS			
E 290 Turbo-D (210.017)	03.96 - 07.99			<b>SP</b>	<b>a</b>	<b>36-A22-0</b> 	not for equipment variation: Avantgarde not for equipment variation: ADS				
E 300 D (210.020)	06.95 - 06.97					<b>a</b>	<b>36-B20-0</b> 	not for equipment variation: Avantgarde not for equipment variation: ADS			
E 300 Turbo-D (210.025)	12.96 - 07.99			<b>SP</b>	<b>a</b>	<b>36-B20-0</b> 	not for equipment variation: Avantgarde not for equipment variation: ADS				
E 320 CDI (210.026)	07.99 -					<b>a</b>	<b>62-A72-0</b> (x1)	not for equipment variation: Avantgarde Required when retrofitting to NIVOMAT!			

					t = turbo a = automatic e = eXtreme	<b>i</b>
<b>Article No.</b>						






## Mercedes Benz

<b>E-class (W210)</b>	<b>06.95 -</b>						
<b>E 230 (210.037)</b> <b>E 250 D (210.010)</b>	06.95 - 06.97 06.95 - 07.99	 	 	<b>ST</b> <b>SP</b> <b>ÖI</b> <b>ST</b> <b>ÖI</b> <b>SP</b> <b>SP</b> <b>ÖI</b> <b>ÖI</b> <b>ÖI</b> 	<b>a</b> <b>a</b> <b>a</b> <b>a</b> <b>t</b> <b>a</b> <b>a</b> <b>a</b> <b>e</b> <b>a</b> <b>a</b> <b>a</b> <b>a</b> <b>a</b> <b>a</b> <b>(x1)</b>	<b>36-A17-0</b>  <b>36-A19-0</b>  <b>36-A19-0</b>  <b>36-A21-0</b>  <b>36-A18-P</b>  * <b>36-A18-0</b>  <b>36-A65-0</b>  <b>36-A20-0</b>  <b>60-A72-0</b>    <b>36-B20-0</b>    <b>36-B21-0</b>    <b>36-A20-0</b>  <b>36-B21-0</b>    <b>36-A22-0</b>  <b>36-B20-0</b>    <b>62-A72-0</b> (x1)	not for equipment variation: Avantgarde not for equipment variation: ADS Equipment Variation: Avantgarde not for equipment variation: ADS not for equipment variation: ADS not for equipment variation: Avantgarde not for equipment variation: ADS not for equipment variation: Avantgarde not for equipment variation: ADS <b>-&gt;Chass. A 219257</b> not for equipment variation: Avantgarde not for equipment variation: ADS <b>Chass. A 219258-&gt;</b> not for equipment variation: Avantgarde not for equipment variation: ADS Equipment Variation: Avantgarde not for equipment variation: ADS not for equipment variation: Avantgarde Replace in pairs only Conversion requires Roadworthy Test. For fitting different affixations are required (see table). To get only from Mercedes. If fitted in vehicle: spring 210 324 32 04, 1xyellow, 1xgreen with affixation 210 325 01 84, nap 1 = fit original, with affixation 210 325 02 84, nap 2 = = fit affixation 210 325 01 84, nap 1, with affixation 210 325 03 84, nap 3 = = fit affixation 210 325 02 84, nap 2, with affixation 210 325 04 84, nap 4 = = fit affixation 210 325 02 84, nap 2, If fitted in vehicle: spring 210 324 33 04, 1xyellow, 2xgreen with affixation 210 325 01 84, nap 1 = = fit affixation 210 325 03 84, nap 3, with affixation 210 325 02 84, nap 2 = = fit affixation 210 325 03 84, nap 3, with affixation 210 325 03 84, nap 3 = = fit affixation 210 325 04 84, nap 4, with affixation 210 325 04 84, nap 4 = fit original. Use retrofit kit when retrofitting to NIVOMAT! not for equipment variation: Avantgarde not for equipment variation: ADS Equipment Variation: Avantgarde Equipment Variation: ADS not for equipment variation: ADS Equipment Variation: ADS not for equipment variation: Avantgarde not for equipment variation: ADS not for equipment variation: Avantgarde not for equipment variation: ADS not for equipment variation: Avantgarde Required when retrofitting to NIVOMAT!

					t = turbo a = automatic e = eXtreme	<div style="font-size: 2em; font-weight: bold; margin-bottom: 5px;">i</div> <div style="font-size: 1.5em; font-weight: bold;">Mercedes Benz</div>
<b>Article No.</b>						


















E-class (W210)	06.95 -						
E 240 (210.062) E 220 D	08.00 - 05.96 -		1 o	ST	e	60-A72-0 	not for equipment variation: Avantgarde Replace in pairs only Conversion requires Roadworthy Test. For fitting different affixations are required (see table). To get only from Mercedes. If fitted in vehicle: spring 210 324 32 04, 1xyellow, 1xgreen with affixation 210 325 01 84, nap 1 = fit original, with affixation 210 325 02 84, nap 2 = = fit affixation 210 325 01 84, nap 1, with affixation 210 325 03 84, nap 3 = = fit affixation 210 325 02 84, nap 2, with affixation 210 325 04 84, nap 4 = = fit affixation 210 325 02 84, nap 2, If fitted in vehicle: spring 210 324 33 04, 1xyellow, 2xgreen with affixation 210 325 01 84, nap 1 = = fit affixation 210 325 03 84, nap 3, with affixation 210 325 02 84, nap 2 = = fit affixation 210 325 03 84, nap 3, with affixation 210 325 03 84, nap 3 = = fit affixation 210 325 04 84, nap 4, with affixation 210 325 04 84, nap 4 = fit original. Use retrofit kit when retrofitting to NIVOMAT!
							62-A72-0 (x1)
E 280 4-matic (210.081) E 320 4-matic (210.082) E 430 4-matic (210.083)	12.96 - 06.97 - 05.99 -		1 o	ST	a	36-A18-0 	not for equipment variation: Avantgarde not for equipment variation: ADS
						36-A20-0 	Equipment Variation: Avantgarde not for equipment variation: ADS
						36-B21-0 	Equipment Variation: ADS Equipment Variation: Avantgarde
						36-A20-0 	not for equipment variation: ADS
						36-B21-0 	Equipment Variation: ADS
						36-A22-0 	not for equipment variation: Avantgarde not for equipment variation: ADS
E 50 AMG (210.072)	02.96 - 08.97		1 o	ST	a	36-A19-0 	Equipment Variation: Avantgarde not for equipment variation: ADS
						36-A21-0 	not for equipment variation: Avantgarde not for equipment variation: ADS
						36-A19-0 	not for equipment variation: ADS
						36-A21-0 	not for equipment variation: Avantgarde not for equipment variation: ADS
						36-A18-P 	not for equipment variation: Avantgarde not for equipment variation: ADS
						36-A20-0 	Equipment Variation: Avantgarde not for equipment variation: ADS
		36-A65-0 	not for equipment variation: Avantgarde not for equipment variation: ADS				
		36-B20-0 	not for equipment variation: Avantgarde not for equipment variation: ADS				
		36-B21-0 	Equipment Variation: Avantgarde Equipment Variation: ADS				
		36-A20-0 	not for equipment variation: ADS				
		36-B21-0 	Equipment Variation: ADS				
		36-A22-0 	not for equipment variation: Avantgarde not for equipment variation: ADS				
		36-B20-0 	not for equipment variation: Avantgarde not for equipment variation: ADS				














					t = turbo a = automatic e = eXtreme	<b>i</b>
<b>Article No.</b>						

# Mercedes Benz






## E-class (W210) 06.95 -

E 200 CDI, 75 kW E 200 CDI, 85 kW E 220 CDI, 92 kW E 220 CDI, 105 kW	06.98 - 07.99 07.99 - 06.98 - 07.99 07.99 -		$\frac{1}{\circ}$	ST	a	36-A17-0 	not for equipment variation: Avantgarde not for equipment variation: ADS				
					a	36-A19-0 	Equipment Variation: Avantgarde not for equipment variation: ADS				
					SP	36-A19-0 	not for equipment variation: ADS				
					$\overline{\text{OI}}$	36-A21-0 	not for equipment variation: Avantgarde not for equipment variation: ADS				
						$\frac{1}{\circ}$	ST	t	36-A18-P  *	not for equipment variation: Avantgarde not for equipment variation: ADS	
								a	36-A20-0 	Equipment Variation: Avantgarde not for equipment variation: ADS	
								a	36-A65-0 	not for equipment variation: Avantgarde not for equipment variation: ADS	
								e	60-A72-0  $\overline{\text{OI}}$	not for equipment variation: Avantgarde Replace in pairs only Conversion requires Roadworthy Test. For fitting different affixations are required (see table). To get only from Mercedes. If fitted in vehicle: spring 210 324 32 04, 1xyellow, 1xgreen with affixation 210 325 01 84, nap 1 = fit original, with affixation 210 325 02 84, nap 2 = = fit affixation 210 325 01 84, nap 1, with affixation 210 325 03 84, nap 3 = = fit affixation 210 325 02 84, nap 2, with affixation 210 325 04 84, nap 4 = = fit affixation 210 325 02 84, nap 2, If fitted in vehicle: spring 210 324 33 04, 1xyellow, 2xgreen with affixation 210 325 01 84, nap 1 = = fit affixation 210 325 03 84, nap 3, with affixation 210 325 02 84, nap 2 = = fit affixation 210 325 03 84, nap 3, with affixation 210 325 03 84, nap 3 = = fit affixation 210 325 04 84, nap 4, with affixation 210 325 04 84, nap 4 = fit original. Use retrofit kit when retrofitting to NIVOMAT!	
								ST	a	36-B20-0  $\overline{\text{II}}$	not for equipment variation: Avantgarde not for equipment variation: ADS
								$\overline{\text{OI}}$	a	36-B21-0 	Equipment Variation: Avantgarde Equipment Variation: ADS
								SP	a	36-A20-0 	not for equipment variation: ADS
								SP	a	36-B21-0 	Equipment Variation: ADS
								$\overline{\text{OI}}$	a	36-A22-0 	not for equipment variation: Avantgarde not for equipment variation: ADS
								$\overline{\text{OI}}$	a	36-B20-0 	not for equipment variation: Avantgarde not for equipment variation: ADS
					$\overline{\text{OI}}$	a	36-B20-0 	not for equipment variation: Avantgarde not for equipment variation: ADS			
$\overline{\text{OI}}$	a	62-A72-0 (x1)	not for equipment variation: Avantgarde Required when retrofitting to NIVOMAT!								







## E-class Estate (S210) 06.96 -

E 200 T (210.235) E 230 T (210.237) E 280 T (210.263) E 320 T (210.265) E 270 T CDI (210.216) E 320 T CDI (210.226)	06.96 - 08.00 06.96 - 06.97 12.96 - 12.96 - 07.99 - 07.99 -		$\frac{1}{\circ}$	ST	a	36-A17-0 	not for equipment variation: Avantgarde not for equipment variation: ADS				
					a	36-A19-0 	not for equipment variation: ADS Equipment Variation: Avantgarde				
					SP	a	36-A19-0 	not for equipment variation: ADS			
					$\overline{\text{OI}}$	a	36-A17-0 	not for equipment variation: ADS not for equipment variation: Avantgarde			
						$\frac{1}{\circ}$	ST	a	36-B22-0  $\overline{\text{II}}$	not for equipment variation: Avantgarde not for equipment variation: ADS	
								$\overline{\text{OI}}$	a	36-B24-0 	Equipment Variation: Avantgarde not for equipment variation: ADS
								SP	a	36-B23-0 	not for equipment variation: ADS
								$\overline{\text{OI}}$	a	36-B22-0 	not for equipment variation: Avantgarde not for equipment variation: ADS
								$\overline{\text{OI}}$	a	36-B22-0 	not for equipment variation: ADS




					t = turbo a = automatic e = eXtreme	<div style="font-size: 2em; font-weight: bold; margin-bottom: 5px;">i</div> <div style="font-size: 1.5em; font-weight: bold;">Mercedes Benz</div>
<b>Article No.</b>						


**E-class Estate (S210) 06.96 -**

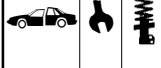
<b>E 200 T Kompressor (210.245)</b> <b>E 240 T (210.261)</b> <b>E 220 T CDI, 92 kW</b> <b>E 220 T CDI, 105 kW</b>	06.97 - 06.97 - 06.98 - 07.99 07.99 -		$\frac{1}{0}$	<b>ST</b>	a	36-A19-0 <input type="checkbox"/>	->Chass. A 962231 not for equipment variation: Avantgarde not for equipment variation: ADS					
					a	36-A17-0 <input type="checkbox"/>	Chass. A 962232-> not for equipment variation: Avantgarde not for equipment variation: ADS					
					a	36-A19-0 <input type="checkbox"/>	not for equipment variation: ADS Equipment Variation: Avantgarde					
					<b>SP</b>	a	36-A19-0 <input type="checkbox"/>	not for equipment variation: ADS				
					<b>QI</b>	a	36-A19-0 <input type="checkbox"/>	->Chass. A 962231 not for equipment variation: ADS not for equipment variation: Avantgarde				
					a	36-A17-0 <input type="checkbox"/>	Chass. A 962232-> not for equipment variation: ADS not for equipment variation: Avantgarde					
						$\frac{1}{0}$	<b>ST</b>	a	36-B22-0 <input type="checkbox"/>	not for equipment variation: Avantgarde not for equipment variation: ADS		
								<b>QI</b>	a	36-B24-0 <input type="checkbox"/>	Equipment Variation: Avantgarde not for equipment variation: ADS	
								<b>SP</b>	a	36-B23-0 <input type="checkbox"/>	not for equipment variation: ADS	
								<b>QI</b>	a	36-B22-0 <input type="checkbox"/>	not for equipment variation: Avantgarde not for equipment variation: ADS	
<b>E 280 T 4-matic (210.281)</b> <b>E 320 T 4-matic (210.282)</b> <b>E 430 T 4-matic (210.283)</b>	12.96 - 12.96 - 05.99 -		$\frac{1}{0}$	<b>ST</b>	a	36-B22-0 <input type="checkbox"/>	not for equipment variation: Avantgarde not for equipment variation: ADS					
					<b>QI</b>	a	36-B24-0 <input type="checkbox"/>	Equipment Variation: Avantgarde not for equipment variation: ADS				
					<b>SP</b>	a	36-B23-0 <input type="checkbox"/>	not for equipment variation: ADS				
					<b>QI</b>	a	36-B22-0 <input type="checkbox"/>	not for equipment variation: Avantgarde not for equipment variation: ADS				
<b>E 420 T (210.272)</b> <b>E 430 T (210.270)</b> <b>E 250 T D (210.210)</b> <b>E 250 T Turbo-D (210.215)</b> <b>E 290 T Turbo-D (210.217)</b> <b>E 300 T Turbo-D (210.225)</b>	06.96 - 06.97 06.97 - 06.96 - 07.99 06.97 - 07.99 06.96 - 07.99 12.96 - 07.99		$\frac{1}{0}$	<b>ST</b>	a	36-A19-0 <input type="checkbox"/>	not for equipment variation: ADS Equipment Variation: Avantgarde					
					a	36-A19-0 <input type="checkbox"/>	not for equipment variation: Avantgarde not for equipment variation: ADS					
					<b>SP</b>	a	36-A19-0 <input type="checkbox"/>	not for equipment variation: ADS				
					<b>QI</b>	a	36-A19-0 <input type="checkbox"/>	not for equipment variation: ADS not for equipment variation: Avantgarde				
						$\frac{1}{0}$	<b>ST</b>	a	36-B22-0 <input type="checkbox"/>	not for equipment variation: Avantgarde not for equipment variation: ADS		
								<b>QI</b>	a	36-B24-0 <input type="checkbox"/>	Equipment Variation: Avantgarde not for equipment variation: ADS	
								<b>SP</b>	a	36-B23-0 <input type="checkbox"/>	not for equipment variation: ADS	
								<b>QI</b>	a	36-B22-0 <input type="checkbox"/>	not for equipment variation: Avantgarde not for equipment variation: ADS	
					<b>E 55 T AMG (210.274)</b>	08.97 -		$\frac{1}{0}$	<b>ST</b>	a	36-B23-0 <input type="checkbox"/>	not for equipment variation: Avantgarde not for equipment variation: ADS

**S-class Saloon (W108) 01.66 - 08.72**

<b>250 S (108.012)</b> <b>250 SE (108.014)</b> <b>280 S (108.016)</b> <b>280 SE,SEL (108.018, 108.019)</b> <b>280 SE,SEL 3.5 (108.057, 108.058)</b>	01.66 - 12.69 01.66 - 12.67 10.67 - 07.72 01.68 - 08.72 03.71 - 08.72		$\frac{0}{0}$		a	22-794-9	
---	---	---	---------------	--	---	----------	--

**S-class (W116) 08.72 - 07.80**

<b>280 S (116.020)</b> <b>280 S</b>	08.72 - 07.80 08.72 - 07.80		$\frac{0}{0}$		a	22-794-9	
--	--------------------------------	---	---------------	--	---	----------	--



t = turbo  
a = automatic  
e = eXtreme

Article No.



# Mercedes Benz

## S-class (W126)

10.79 - 06.91

300 D Turbo	01.81 - 12.89			ST	t	36-090-1			
260 SE, 118 kW	09.85 - 06.91			ST	a	46-016-1			
260 SE, 122 kW	09.85 - 06.91				e	60-057-1			Replace in pairs only
300 SE,SEL, 132 kW	01.86 - 06.91				a	36-B01-0			
300 SE,SEL, 138 kW	09.85 - 12.89								
420 SE,SEL, 150 kW	10.85 - 06.91								
420 SE,SEL, 160 kW	10.85 - 12.87								
420 SE,SEL, 165 kW	06.89 - 06.91								
420 SE,SEL, 170 kW	10.85 - 12.87								
280 S	12.79 - 07.85			ST	t	36-090-1			
280 SE,SEL	10.79 - 07.85			ST	a	46-016-1			
500 SE,SEL, 164 kW	09.85 - 06.91				e	60-057-1			Replace in pairs only
500 SE,SEL, 170 kW	12.79 - 08.85				a	36-B01-0			
500 SE,SEL, 177 kW	12.79 - 08.85								
500 SE,SEL, 180 kW	09.85 - 06.91				a	22-794-9			
500 SE,SEL, 185 kW	09.87 - 06.91								
500 SE,SEL CAT	06.89 - 06.91								
500 SE,SEL, 195 kW	09.87 - 06.91								
380 SE,SEL, 150 kW	12.79 - 08.85			ST	t	36-090-1			
380 SE,SEL, 160 kW	12.85 - 12.86				a	46-016-1			
					e	60-057-1			Replace in pairs only
					a	36-B01-0			
					a	22-794-9			
560 SE,SEL, 178 kW	10.85 - 06.91			ST	t	36-090-1			
560 SE,SEL, 200 kW	10.85 - 12.87			ST	a	36-B01-0		->Chass. 428208	
560 SE,SEL, 205 kW	08.87 - 06.91				e				
560 SE,SEL, 220 kW	10.85 - 06.91				a				

## S-class Coupe (C126)







10.81 - 06.91








380 SEC	10.81 - 07.85			ST	t	36-090-1			
420 SEC, 150 kW	10.85 - 06.91			ST	a	46-016-1			
420 SEC, 160 kW	10.85 - 12.87				e	60-057-1			Replace in pairs only
420 SEC (126.046)	10.85 - 06.91				a	36-B01-0			
500 SEC, 164 kW	10.85 - 06.91								
500 SEC, 170 kW	10.81 - 08.85								
500 SEC, 180 kW	09.85 - 06.91								
500 SEC (126.044)	08.87 - 06.91								
500 SEC CAT	06.89 - 06.91								
500 SEC, 195 kW	09.85 - 06.91								
560 SEC, 178 kW	10.85 - 06.91			ST	t	36-090-1			
560 SEC, 200 kW	10.85 - 12.87			ST	a	36-B01-0		->Chass. 428208	
560 SEC (126.045)	10.85 - 06.91				e				
560 SEC, 220 kW	10.85 - 12.89				a				























## S-class (W140)









02.91 - 10.98























300 Turbo-D	01.91 - 06.93			ST	a	36-A10-0			
350 Turbo-D	01.91 - 06.93			ST	a	36-A10-0			
S 280 (124.028)	02.93 - 10.98				a	46-A02-0			
S 280 (140.028)	01.93 - 10.98				a	36-B17-0			->Chass. A212244
300 SE,SEL/S320 (140.032, 140.033)	03.91 - 10.98				a	36-B25-0			Electric / electronic
S 420 (140.042)	01.93 - 10.98				a	36-B16-0			Chass. A212245->
400 SE,SEL/S420 (140.042, 140.043)	02.91 - 10.98				a				Electric / electronic
S 500 (140.050, 140.051)	01.93 - 10.98								
500 SE,SEL (140.050, 140.051)	02.91 - 10.98								
S 300 Turbo-D (140.135)	05.96 - 10.98								
S 350 Turbo-D (140.134)	01.93 - 10.98								






					t = turbo a = automatic e = eXtreme	 <b>Mercedes Benz</b>
<b>Article No.</b>						

<b>S-class (W140) 02.91 - 10.98</b>							
S 600 (140.056, 140.057) 600 SE,SEL (140.056, 140.057)	01.93 - 10.98			ST	a	36-A10-0 	
	04.91 - 12.92			ST	a	36-B16-0 	
					a	36-B17-0 	->Chass. A212244 Electric / electronic
					a	36-B25-0 	Chass. A212245-> Electric / electronic





























<b>S-class Coupe (C140) 09.92 - 02.99</b>								
SEC/CL 420 (140.063) SEC/CL 500 (140.070)	10.94 - 02.99			ST	a	36-A10-0 		
	10.92 - 02.99				a	36-A10-0 		
					ST	a	46-A02-0 	
						a	36-B17-0 	->Chass. A212244 Electric / electronic
					a	36-B25-0 	Chass. A212245-> Electric / electronic	
					a	36-B16-0 		
SEC/CL 600 (140.076)	09.92 - 02.99			ST	a	36-A10-0 		
					a	46-A02-0 	01.1993->	
					ST	a	36-B16-0 	
						a	36-B17-0 	->Chass. A212244 Electric / electronic
					a	36-B25-0 	Chass. A212245-> Electric / electronic	






<b>SL Coupe (C107) 01.72 - 09.81</b>								
280 SLC, 130 kW 280 SLC, 136 kW 350 SLC, 143 kW 350 SLC, 147 kW 380 SLC 450 SLC, 160 kW 450 SLC, 165 kW 450 SLC 5.0 500 SLC	06.76 - 09.81			ST	a	36-085-2 		
	08.74 - 09.81				a	46-016-1 		
	03.76 - 02.80				ST	a	36-B01-0 	
	01.72 - 02.76							
	07.80 - 08.81							
	09.75 - 08.79							
	01.73 - 11.75							
	06.78 - 02.80							
01.80 - 09.85								









<b>SL (R107) 05.71 - 08.89</b>								
280 SL, 130 kW 280 SL, 136 kW 380 SL, 150 kW 380 SL, 160 kW 500 SL, 170 kW 500 SL, 177 kW 300 SL, 132 kW 300 SL, 138 kW 420 SL, 150 kW 420 SL, 160 kW 500 SL, 164 kW 500 SL, 180 kW 350 SL 450 SL, 160 kW 450 SL, 165 kW	06.76 - 09.81			ST	a	36-085-2 		
	08.74 - 07.85				a	46-016-1 		
	09.80 - 08.85				ST	a	36-B01-0 	
	09.80 - 08.81							
	05.80 - 12.85							
	05.80 - 12.81							
	09.85 - 08.89				ST	a	46-016-1 	
	09.85 - 08.89					a	36-B01-0 	
	01.86 - 08.89							
	01.86 - 08.89							
01.86 - 08.89								
01.86 - 08.89								
05.71 - 02.80				ST	a	36-085-2 		
09.75 - 10.80				a	46-016-1 			
10.72 - 10.80				ST	a	36-B01-0 		
								
					a	22-794-9		







					t = turbo a = automatic e = eXtreme	<b>i</b>
<b>Article No.</b>						



## Mercedes Benz







SL (R129)	03.89 - 10.01												
280 (129.058) 320 (129.063)	08.93 - 10.01 09.93 - 10.01			ST	a	36-A49-A =	->Chass. F127545						
					□	a	36-B32-0 II	->Chass. F125157 not for equipment variation: Modelljahr 96					
						a	36-B40-0 II	Chass. F125158-> Equipment Variation: plus Modelljahr 96					
				ST	a	36-A50-0 =	->Chass. F127545						
					□	a	36-B29-0 II	->Chass. F125157 not for equipment variation: Modelljahr 96 Replace in pairs only					
						a	36-B31-0 II	Chass. F125158-> Equipment Variation: plus Modelljahr 96					
280 (129.059) 320 (129.064) 500 (129.068)	05.98 - 10.01 05.98 - 10.01 05.98 - 10.01			□	a	36-B40-0 II							
							□	a	36-B31-0 II				
					300 SL (129.060) 300 SL-24 (129.061) 500 SL (129.066)	03.89 - 08.93 03.89 - 07.93 09.89 - 08.92			ST	a	36-A48-A =	->Chass. F054767	
	a	36-A49-A =	Chass. F054768->										
□	a	36-B32-0 II	Chass. F054768->										
		ST	a	36-A50-0 =									
			□	a	36-B29-0 II	Replace in pairs only							
			500 (129.067)	09.92 - 10.01			ST	a	36-A49-A =	->Chass. F127545			
								□	a	36-B32-0 II	->Chass. F125157 not for equipment variation: Modelljahr 96		
					a	36-B40-0 II	Chass. F125158-> Equipment Variation: plus Modelljahr 96						
		ST	a	36-A50-0 =	->Chass. F127545								
			□	a	36-B26-0 II	->Chass. F081045							
				a	36-B29-0 II	->Chass. F125157 Chass. F081046-> not for equipment variation: Modelljahr 96 Replace in pairs only							
				a	36-B31-0 II	Chass. F125158-> Equipment Variation: plus Modelljahr 96							
600 (129.076)	05.98 - 10.01			□	a	36-B32-0 II	->Chass. F125157 not for equipment variation: Modelljahr 96						
						a	36-B40-0 II	Chass. F125158-> Equipment Variation: plus Modelljahr 96					
							□	a	36-B26-0 II	->Chass. F081045			
					a	36-B29-0 II	->Chass. F125157 Chass. F081046-> not for equipment variation: Modelljahr 96 Replace in pairs only						
					a	36-B31-0 II	Chass. F125158-> Equipment Variation: plus Modelljahr 96						
		SLK (R170)	04.96 -			ST	a	36-A42-0 =					
□	a						36-A43-0 =						
				ST	a	36-A43-0 =							
					200 Kompressor (170.444) 230 Kompressor (170.449) 320 (170.465) 32 AMG (170.466)	03.00 - 03.00 - 03.00 - 03.01 -			ST	a	36-A43-0 =		
G-class (W460)	03.79 - 08.93			ST						a	32-F87-0		
											a	32-F89-0	
												□	a
			a	32-F89-0	->12.1990								

					t = turbo a = automatic e = eXtreme	<div style="font-size: 2em; font-weight: bold; margin-bottom: 10px;">i</div> <div style="font-size: 1.5em; font-weight: bold;">Mercedes Benz</div>
<b>Article No.</b>						

<b>G-class (W460)</b>	<b>03.79 - 08.93</b>						
230 GE (460,2), 90 kW 230 GE (460,2), 92 kW	05.87 - 08.92 04.82 - 08.92		○   ○	ST	a	32-F83-0	->12.1990 Model: 460.229
					a	32-F87-0	->12.1990 460.21/23/24 460.220/221/228
			 ○ ○	ST	a	32-F82-0	->12.1990 Model: 460.229
					a	32-F89-0	->12.1990 460.21/23/24 460.220/221/228
240 GD (460,3)	03.79 - 08.87		○   ○	ST	a	32-F83-0	Model: 460.321
					a	32-F87-0	460.31/320/33/34
			 ○ ○	ST	a	32-F82-0	Model: 460.321
a	32-F89-0				460.31/320/33/34		
250 GD (460,3), 62 kW 250 GD (460,3), 68 kW	10.87 - 12.92 12.88 - 08.92		○   ○	ST	a	32-F83-0	->12.1990 Model: 460.329
					a	32-F87-0	->12.1990 460.31/328/33
			 ○ ○	ST	a	32-F82-0	->12.1990 Model: 460.329
					a	32-F89-0	->12.1990 460.31/328/33
300 GD (460,3)	12.79 - 12.91		○   ○	ST	a	32-F83-0	->12.1990 460.323/325
					a	32-F87-0	->12.1990 460.31/322/33/34
			 ○ ○	ST	a	32-F82-0	->12.1990 460.323/325
					a	32-F89-0	->12.1990 460.31/322/33/34





<b>G-class (W461)</b>	<b>02.90 -</b>						
230 GE (461)	06.93 -		○   ○	ST	a	32-F83-0	09.1993-> Model: 461.227
						 ○ ○	ST
		a	32-F82-0	09.1993-> Model: Open Off-Road Vehicle 461.266/267			
250 GD (461)	02.90 -		○   ○	ST	a	32-F83-0	->08.1993 Model: (461.40)
						 ○ ○	ST
290 GD/G 290 D (461.337, 461.338)	04.92 -		○   ○	ST			
					a	32-F88-0	09.1993->
			 ○ ○	ST	a	32-F82-0 HD●	09.1993->
a	32-F89-0						

<b>G-class (W463)</b>	<b>09.89 -</b>						
200 GE (463)	01.90 - 08.93		○   ○	ST	a	32-F81-0 HD●	
230 GE (463.224, 463.225)	06.90 - 06.93				a	32-F88-0	
300 GE (463.227, 463.228)	06.90 -		 ○ ○	ST	a	32-F82-0 HD●	
300 GE (463)	06.90 -				a	32-F89-0	
G 320 (463.230, 463.231)	09.94 - 12.97						
500 GE (463.228)	01.92 - 08.93						
G 500 E	09.93 -						
250 GD (463)	06.90 -						
300 GD (463.327, 463.328)	09.89 -						
G 300 TD (463.330, 463.331)	08.96 -						
350 G Turbo D (463.320, 463.321)	09.91 -						



						t = turbo a = automatic e = eXtreme  <b>Article No.</b>	<b>i</b>
---	---	---	---	---	---	---	----------

# Mercedes Benz



## G-class Open Off-Road Vehicle (W463) 04.80 -

230 GE (463.204)	06.90 - 02.93			ST	a	32-F81-0 HD●	
300 GE (463.207)	09.89 - 09.97				a	32-F88-0	
300 GD (463.307)	12.90 - 09.97			ST	a	32-F82-0 HD●	
G 300 TD (463.308)	09.96 -				a	32-F89-0	
350 G Turbo-D (463.300)	09.91 - 09.97						



### "Heckflosse" (W110) 08.59 - 02.68

190 C (110.010)	04.61 - 08.65					22-794-9	
200 (110.010)	07.65 - 02.68						
200	07.65 - 02.68						
190 DC (110.110)	06.61 - 08.65						
200 D (110.110)	07.65 - 02.68						















### "Heckflosse" (W111) 08.59 - 01.68

220 B (111.010)	08.59 - 08.65					22-794-9	
220 SB (111.012)	08.59 - 08.65						
220 SEB (111.014)	08.59 - 08.65						
230 S (111.010)	07.65 - 01.68						









### Coupe (W111) 01.61 - 12.71

220 SEB (111.021)	01.61 - 12.65					22-794-9	
-------------------	---------------	---	---	--	--	----------	--









### "/8" (W115) 01.68 - 01.77

200 (115.015)	01.68 - 01.77			ST	t	46-016-4 	
200	01.68 - 01.77				e	60-057-1 	Replace in pairs only
220 (115.010)	01.68 - 07.73			ST	a	36-B02-0 	
220	01.68 - 07.73						
200 D (115.115)	01.68 - 01.77					22-794-9	
220 D (115.110)	01.68 - 01.77						
230.4 (115.017)	08.73 - 12.76			ST	t	46-016-4 	
240 D (115.117)	08.73 - 01.77				e	60-057-1 	Replace in pairs only
240 D 3.0 (115.114)	08.74 - 11.76			ST	a	36-B02-0 	
							





### "/8" (W114) 01.68 - 11.76

230.6 (114.015)	01.68 - 11.76			ST	t	46-016-4 	
250 (114.010)	01.68 - 08.72				e	60-057-1 	Replace in pairs only
250	07.68 - 08.72			ST	a	36-B02-0 	
250 2.8 (114.023)	06.72 - 11.76						
280 (114.060)	06.72 - 11.76					22-794-9	
280 E (114.062)	06.72 - 11.76						





### "/8" Coupe (W114) 04.69 - 02.77







250 C (114.021)	04.69 - 06.72			ST	t	46-016-4 	
250 CE (114.022)	04.69 - 04.72				e	60-057-1 	Replace in pairs only
250 C 2.8 (114.023)	06.72 - 11.76			ST	a	36-B02-0 	
280 C (114.073)	06.72 - 02.77						
280 CE (114.072)	06.72 - 01.77					22-794-9	









### 100 Bus (631) 02.88 - 02.96














D	12.90 - 12.94			ST	a	27-A45-0	
D (631.333, 631.343, 631.334, 631.344), 53 kW	02.88 - 05.92				a	27-A46-0	Loading up to 2.8 t or 3.0 t
D (631.333, 631.343, 631.334, 631.344), 55 kW	12.90 - 02.96			ST	a	27-A44-0	Loading up to 2.8 t or 3.0 t
					a	27-A47-0	














### 100 Box (631) 02.88 - 02.96





D (631.332, 631.342), 53 kW	02.88 - 05.92			ST	a	27-A45-0	
D (631.332, 631.342), 55 kW	12.90 - 02.96				a	27-A46-0	Loading up to 2.8 t or 3.0 t
				ST	a	27-A44-0	Loading up to 2.8 t or 3.0 t
					a	27-A47-0	





					t = turbo a = automatic e = eXtreme	 <b>Mercedes Benz</b>
<b>Article No.</b>						





<b>V-class (638/2) 02.96 -</b>							
V 200 (638.214)	02.97 -						87-391-R
V 230 (638.234)	10.96 -						  87-391-A
V 280 (638.244)	08.97 -						 87-391-L
V 230 TD (638.274)	09.96 -			ST	a		36-A47-P 





<b>VITO Bus (638) 02.96 -</b>							
113 2.0 (638.114)	02.96 -						87-391-R
114 2.3 (638.134)	12.96 -						  87-391-A
108 D 2.3 (638.164)	02.96 -						 87-391-L
110 TD 2.3 (638.174)	02.96 -				a		36-A47-P 
108 CDI 2.2	03.99 -				a		36-A47-P 
110 CDI 2.2	03.99 -						
112 CDI 2.2	03.99 -						

<b>VITO Box (638) 03.97 -</b>							
113 2.0 (638.014)	03.97 -						87-391-R
114 2.3 (638.034)	03.97 -						  87-391-A
108 D 2.3 (638.064)	03.97 -						 87-391-L
110 D 2.3 (638.074)	03.97 -				a		36-A47-P 
108 CDI 2.2	03.99 -				a		36-A47-P 
110 CDI 2.2	03.99 -						
112 CDI 2.2	03.99 -						






<b>HENSCHEL 2-t 02.73 - 12.77</b>							
207 1.8	02.73 - 12.77			ST	a		27-A94-0
206 D 2.2	02.73 - 12.77			ST	a		27-A93-0

<b>T1 Bus (601) 05.77 - 02.96</b>							
208 2.3	05.77 - 12.82			ST	a		27-797-0
210 2.3, 70 kW	07.82 - 01.90				a		32-B79-0 HD●
210 2.3, 77 kW	05.89 - 02.96			ST	a		27-796-0
208 D 2.3, 58 kW	10.88 - 02.96				a		32-B80-0 HD●
208 D 2.3, 60 kW	10.88 - 02.96						
207 D 2.4, 48 kW	05.77 - 12.82						
207 D 2.4, 53 kW	07.82 - 01.90						
210 D 2.8, 70 kW	11.88 - 02.96						
210 D 2.8, 72 kW	11.88 - 02.96						
209 D 2.9	12.82 - 01.90						

<b>T1 Box (601) 05.77 - 02.96</b>							
210 2.3, 70 kW	07.82 - 02.96			ST	a		27-797-0
210 2.3, 77 kW	05.89 - 02.96				a		32-B79-0 HD●
208 D 2.3, 58 kW	11.88 - 02.96			ST	a		27-796-0
208 D 2.3, 60 kW	10.88 - 02.96				a		32-B80-0 HD●
207 D 2.4	06.82 - 01.90						
210 D 2.8, 70 kW	10.88 - 02.96						
210 D 2.8, 72 kW	10.88 - 02.96						
209 D 2.9	12.82 - 01.90						





<b>T1 Flatbed / Chassis (601) 01.77 - 02.96</b>							
210 2.3, 70 kW	04.77 - 10.89			ST	a		27-797-0
210 2.3, 63 kW	04.77 - 10.89				a		32-B79-0 HD●
208 D 2.3, 58 kW	11.88 - 02.96			ST	a		27-796-0
208 D 2.3, 60 kW	06.89 - 02.96				a		32-B80-0 HD●
207 D 2.4, 53 kW	12.77 - 10.89						
207 D 2.4, 48 kW	04.77 - 12.82						
210 D 2.9	11.88 - 02.96						
210 D 2.8	11.88 - 02.96						
209 D 2.9	12.82 - 01.90						







					t = turbo a = automatic e = eXtreme	<b>i</b>
<b>Article No.</b>						

# Mercedes Benz





## T1 Bus (602) 04.77 - 02.96

308 D 2.3, 58 kW	05.90 - 02.96			ST	a	27-797-0	
308 D 2.3, 60 kW	06.89 - 02.96				a	32-B79-0 HD●	
310 D 2.9, 70 kW	06.89 - 02.96			ST	a	27-795-0	
310 D 2.9, 72 kW	06.90 - 02.96				a	32-B80-0 HD●	













## T1 Box (602) 10.82 - 02.96

308 D 2.3, 58 kW	11.88 - 02.96			ST	a	27-797-0	
308 D 2.3, 60 kW	06.89 - 02.96				a	32-B79-0 HD●	
307 D 2.4	10.82 - 01.90			ST	a	27-795-0	
310 D 2.9, 70 kW	06.89 - 02.96				a	32-B80-0 HD●	
310 D 2.9, 72 kW	06.89 - 02.96						
309 D 3.0	10.82 - 01.90						













## T1 Flatbed / Chassis (602) 04.77 - 02.96

307 D 2.4, 48 kW	04.77 - 01.83			ST	a	27-797-0	
307 D 2.4, 53 kW	06.82 - 01.90				a	32-B79-0 HD●	
308 D 2.3, 58 kW	06.89 - 02.96			ST	a	27-795-0	
308 D 2.3, 60 kW	06.89 - 02.96				a	32-B80-0 HD●	





## SPRINTER 2-t Bus (901, 902) 01.95 -

214	02.95 -			ST	a	36-A27-B =	901.011/012/061/062 901.071/072
				ST	a	27-796-0	901.011/012/061/062 901.071/072
					a	32-B80-0 HD●	901.011/012/061/062 901.071/072
208 D	02.95 - 04.00			ST	a	36-A27-B =	901.311/312/361/362 901.371/372
				ST	a	27-796-0	901.311/312/361/362 901.371/372
					a	32-B80-0 HD●	901.311/312/361/362 901.371/372
212 D	02.95 - 04.00			ST	a	36-A27-B =	901.411/412/421/422 901.461/462/471/472
				ST	a	27-796-0	901.411/412/421/422 901.461/462/471/472
					a	32-B80-0 HD●	901.411/412/421/422 901.461/462/471/472






## SPRINTER 2-t Box (901, 902) 01.95 -

214	02.95 -			ST	a	36-A27-B =	901.011/012/061/062 901.071/072
				ST	a	27-796-0	901.011/012/061/062 901.071/072
					a	32-B80-0 HD●	901.011/012/061/062 901.071/072
208 D, 58 kW 208 D, 60 kW	02.95 - 04.00 10.96 - 04.00			ST	a	36-A27-B =	901.311/312/361/362 901.371/372
				ST	a	27-796-0	901.311/312/361/362 901.371/372
					a	32-B80-0 HD●	901.311/312/361/362 901.371/372
212 D	02.95 - 04.00			ST	a	36-A27-B =	901.411/412/421/422 901.461/462/471/472
				ST	a	27-796-0	901.411/412/421/422 901.461/462/471/472
					a	32-B80-0 HD●	901.411/412/421/422 901.461/462/471/472





## SPRINTER 2-t Flatbed / Chassis (901, 902) 01.95 -

214	02.95 -			ST	a	36-A27-B =	901.011/012/061/062 901.071/072
				ST	a	27-796-0	901.011/012/061/062 901.071/072
					a	32-B80-0 HD●	901.011/012/061/062 901.071/072









					t = turbo a = automatic e = eXtreme	<div style="font-size: 2em; font-weight: bold; margin-bottom: 10px;">i</div> <div style="font-size: 1.5em; font-weight: bold;">Mercedes Benz</div>
<b>Article No.</b>						







**SPRINTER 2-t Flatbed / Chassis (901, 902) 01.95 -**

208 D, 58 kW 208 D, 60 kW	01.95 - 04.00 09.96 - 04.00			ST	a	36-A27-B =	901.311/312/361/362 901.371/372
						27-796-0	901.311/312/361/362 901.371/372
						32-B80-0 HD●	901.311/312/361/362 901.371/372
212 D	02.95 - 04.00			ST	a	36-A27-B =	901.411/412/421/422 901.461/462/471/472
						27-796-0	901.411/412/421/422 901.461/462/471/472
						32-B80-0 HD●	901.411/412/421/422 901.461/462/471/472





**SPRINTER 3-t Bus (903) 01.95 -**






314	02.95 -			ST	a	36-A27-B =	903.011-013/022/023 903.061-063/071-073
						27-796-0	903.011-013/022/023 903.061-063/071-073
						32-B80-0 HD●	903.011-013/022/023 903.061-063/071-073
308 D	02.95 - 04.00			ST	a	36-A27-B =	903.311-313/322/323 903.361-363/371-373
						27-796-0	903.311-313/322/323 903.361-363/371-373
						32-B80-0 HD●	903.311-313/322/323 903.361-363/371-373
312 D 2.9	02.95 - 04.00			ST	a	36-A27-B =	903.411-413/422/423 903.461-463/471-473
						27-796-0	903.411-413/422/423 903.461-463/471-473
						32-B80-0 HD●	903.411-413/422/423 903.461-463/471-473

**SPRINTER 3-t Box (903) 01.95 -**

314 2.3	02.95 -			ST	a	36-A27-B =	903.011-013/022/023 903.061-063/071-073
						27-796-0	903.011-013/022/023 903.061-063/071-073
						32-B80-0 HD●	903.011-013/022/023 903.061-063/071-073
308 D 2.3	02.95 - 04.00			ST	a	36-A27-B =	903.311-313/322/323 903.361-363/371-373
						27-796-0	903.311-313/322/323 903.361-363/371-373
						32-B80-0 HD●	903.311-313/322/323 903.361-363/371-373
312 D 2.9	02.95 - 04.00			ST	a	36-A27-B =	903.411-413/422/423 903.461-463/471-473
						27-796-0	903.411-413/422/423 903.461-463/471-473
						32-B80-0 HD●	903.411-413/422/423 903.461-463/471-473





**SPRINTER 3-t Flatbed / Chassis (903) 01.95 -**

314 2.3	02.95 -			ST	a	36-A27-B =	903.011-013/022/023 903.061-063/071-073
						27-796-0	903.011-013/022/023 903.061-063/071-073
						32-B80-0 HD●	903.011-013/022/023 903.061-063/071-073
308 D 2.3, 58 kW 308 D 2.3, 60 kW	02.95 - 04.00 11.96 - 04.00			ST	a	36-A27-B =	903.311-313/322/323 903.361-363/371-373
						27-796-0	903.311-313/322/323 903.361-363/371-373
						32-B80-0 HD●	903.311-313/322/323 903.361-363/371-373





					t = turbo a = automatic e = eXtreme	<b>i</b>
<b>Article No.</b>						

# Mercedes Benz

















## SPRINTER 3-t Flatbed / Chassis (903) 01.95 -

312 D 2.9	02.95 - 04.00			ST	a	36-A27-B =	903.411-413/422/423 903.461-463/471-473
				ST	a	27-796-0	903.411-413/422/423 903.461-463/471-473
					a	32-B80-0 HD●	903.411-413/422/423 903.461-463/471-473

















## SPRINTER 4-t Bus (904) 02.96 -








414	02.96 -			ST	a	36-A29-B =	904.012/013/022/423 904.062/063
				ST	a	32-B71-0	904.012/013/022/423 904.062/063





## SPRINTER 4-t Box (904) 02.96 -





414	02.96 -			ST	a	36-A29-B =	904.012/013/022/423 904.062/063
				ST	a	32-B71-0	904.012/013/022/423 904.062/063
408 D	02.96 -			ST	a	36-A29-B =	904.312/313/322/323 904.362/363
				ST	a	32-B71-0	904.312/313/322/323 904.362/363
410 D	02.96 -			ST	a	36-A29-B =	904.462/463
				ST	a	32-B71-0	904.462/463
412 D, 85 kW 412 D, 90 kW	02.96 - 02.96 -			ST	a	36-A29-B =	904.412/413/422/423 904.462/463
				ST	a	32-B71-0	904.412/413/422/423 904.462/463





## SPRINTER 4-t Flatbed / Chassis (904) 02.96 -





















414	02.96 -			ST	a	36-A29-B =	904.012/013/022/423 904.062/063
				ST	a	32-B71-0	904.012/013/022/423 904.062/063
408 D	02.96 -			ST	a	36-A29-B =	904.312/313/322/323 904.362/363
				ST	a	32-B71-0	904.312/313/322/323 904.362/363
410 D	02.96 -			ST	a	36-A29-B =	904.462/463
				ST	a	32-B71-0	904.462/463
412 D, 85 kW 412 D, 90 kW	02.96 - 02.96 -			ST	a	36-A29-B =	904.412/413/422/423 904.462/463
				ST	a	32-B71-0	904.412/413/422/423 904.462/463


























						t = turbo a = automatic e = eXtreme	 <b>Article No.</b>
<b>Mitsubishi</b>							







<b>CARISMA (DA_) 07.95 -</b>							
1.6, 66 kW	07.95 -			ST	a	32-E26-A = 	
1.6, 73 kW	05.97 -					32-E27-A = 	
1.9 TD	10.96 - 09.00						







<b>CARISMA Saloon (DA_) 09.96 -</b>							
1.6, 66 kW	09.96 -			ST	a	32-E26-A = 	
1.6, 73 kW	05.97 -					32-E27-A = 	
1.9 TD	10.96 - 09.00						

<b>COLT I (A15_A) 12.78 - 01.84</b>							
1.2 GL (A151A)	12.78 - 01.84			ST	a	27-959-5	->09.1983
1.2 GL (A152)	12.78 - 01.84						
1.4 GLX,GT (A152A)	05.79 - 01.84						
1.4 GLX,GT (A156)	05.79 - 01.84						
1.4 Turbo (A152A)	09.81 - 01.84			ST	a	27-C66-A =	09.1982 - 10.1983



















































<b>COLT II (C1_A) 02.84 - 04.88</b>							
1.6 Turbo (C13A)	10.83 - 05.86			ST	a	32-A16-0	
				ST	a	27-A32-0	
1.2 EL, GL (C15A), 40 kW	02.84 - 09.86			ST	a	32-A16-0	->05.1986
1.5 GLX (C12A), 51 kW	09.85 - 04.88				a	30-036-A =	06.1986->
1.5 GLX (C12A), 55 kW	09.84 - 04.88					89-045-0	06.1986->
1.6 Turbo ECi (C13A), 92 kW	02.84 - 04.88			ST	a	27-A32-0	
1.2 EL, GL (C15A), 44 kW	09.86 - 04.88			ST	a	30-036-A =	
1.3 EL, GL (C11A)	06.86 - 04.88					89-045-0	
1.6 Turbo ECi (C13A), 77 kW	07.86 - 04.88						
1.8 GL Diesel (C14A), 44 kW	09.86 - 04.88			ST	a	27-A32-0	
1.8 GL Diesel (C14A), 43 kW	02.84 - 09.86			ST	a	32-A16-0	->05.1986
					a	30-036-A =	06.1986->
						89-045-0	06.1986->
				ST	a	27-A32-0	







<b>COLT III (C5_A) 04.88 - 05.92</b>							
1.3 GL	04.88 - 12.90			ST	t	30-039-A =	07.1988->
				ST	t	30-010-A =	07.1988->
					a	30-010-0	07.1988->
1.3 (C51A)	04.88 - 05.92			ST	t	30-039-A =	07.1988 - 12.1991
1.5 GLXi (C52A)	04.88 - 05.92						
1.8 Diesel GLX (C54A)	04.88 - 05.92			ST	t	30-010-A =	07.1988 - 12.1991
					a	30-010-0	07.1988 - 12.1991
1.3 12V (C51A)	07.90 - 05.92			ST	t	30-039-A =	->12.1991
1.5 (C52A) CAT	07.90 - 05.92			ST	t	30-010-A =	->12.1991
					a	30-010-0	->12.1991
1.5 GL, GLX (C50)	07.88 - 12.91			ST	t	30-039-A =	
1.8 Diesel ELD, GLD (C50)	07.88 - 12.91			ST	t	30-010-A =	
					a	30-010-0	
1.6 GTi 16V (C53A)	04.88 - 05.90			ST	t	30-039-A =	07.1988->
				ST	t	30-010-A =	07.1988->
1.8 GTi 16V (C58A) CAT	06.90 - 05.92			ST	t	30-039-A =	->12.1991
				ST	t	30-010-A =	->12.1991

<b>COLT IV (CA_A) 04.92 - 08.95</b>							
1.3 GLi 12V (CA1A)	04.92 - 04.96			ST	a	32-C11-F = 	
1.6 GLXi 16V (CA4A)	04.92 - 04.96				a	32-C12-F = 	
				ST	a	30-A21-A =	





						t = turbo a = automatic e = eXtreme	<b>i</b>
<b>Article No.</b>							

# Mitsubishi



<b>COLT IV (CA_A) 04.92 - 08.95</b>									
1.8 GTi 16V (CA5A)	04.92 - 04.96			ST	a	32-C13-F 			
					a	32-C14-F 			
				ST	a	30-A21-A =			
<b>COLT V (CJ_A) 09.95 -</b>									
1300 GL, GLX (CJ1A)	05.96 - 09.00			ST	a	32-E24-A 	->05.1997		
1500 (CJ2A)	11.95 -				a	32-E25-A 	->05.1997		
1600 GLX (CJ4A)	05.96 - 09.00			ST	a	30-A21-A =			
1300	09.00 -			ST	a	30-A21-A =			
1600	09.00 -								
<b>CORDIA (A21_A) 10.82 - 12.86</b>									
1.6 SR (A212A)	09.82 - 12.87			ST	a	30-A24-A =			
1.6 GSL (A212A)	10.82 - 12.86								
1.8 GSL (A215A)	10.86 - 12.86								
1.6 Turbo (A212A), 84 kW	10.82 - 05.85			ST	a	30-A24-A =			
1.6 Turbo (A212A), 85 kW	07.83 - 05.85			ST	a	27-C66-A =	10.1983->		
1.8 Turbo ECi (A213A)	10.84 - 12.86			ST	a	30-A24-A =			
				ST	a	27-C66-A =			
<b>GALANT I Estate (A12_V) 01.79 - 08.80</b>									
1.6 GL (A121V)	01.79 - 08.80			ST	a	30-011-A =			
2.0 GLX (A123V)	01.79 - 08.80								
<b>GALANT II (A16_) 09.80 - 05.84</b>									
1.8 (A162)	07.80 - 07.84			ST	a	32-A17-0 ▲			
1.6 GLX (A161A)	09.80 - 05.84								
2.0 GLS (A163)	09.80 - 05.84			ST	a	32-A18-A ▢			
2.0 GLS (A164)	07.80 - 07.84								
2.3 GLS (A167)	07.80 - 07.84			ST	a	32-A18-A ▢			
2.3 Turbo-D (A167)	09.80 - 05.84								
<b>GALANT II Estate (A16_V) 09.80 - 05.84</b>									
2.0 GLX (A163V)	09.80 - 06.83			ST	a	32-A17-0 ▲	->09.1982		
				ST	a	30-011-A =			
2.3 Turbo-D (A167V)	07.83 - 05.84			ST	a	30-011-A =			
<b>GALANT III (E1_A) 06.84 - 12.87</b>									
1.8 (E14A)	08.84 - 09.87			ST	a	32-A45-0			
2.3 TD (E14A)	08.84 - 09.87								
1.6 GLX (E11A)	06.84 - 12.87			ST	a	27-A35-0			
2.0 GLS (E15A), 66 kW	06.86 - 12.87								
2.0 GLS (E15A), 75 kW	06.84 - 12.87								
2.0 Turbo ECi (E15A)	06.84 - 05.85								
1.8 Turbo-D (E14A)	06.84 - 12.87								
2.3 GLS (E16A)	07.85 - 12.87			ST	a	32-A45-0	for vehicles without ABS		
				ST	a	27-A35-0	for vehicles without ABS		
<b>GALANT IV (E3_A) 11.88 - 12.92</b>									
1.8 (E32A)	11.88 - 10.92			ST	t	30-046-A =			
1.8 (E34A)	03.88 - 10.92								
2.0 (E33A)	04.89 - 10.92					89-047-0			
2.0 GTi 16V (E33A), 106 kW	11.88 - 10.92			ST	a	27-A35-0			
2.0 GTi 16V (E33A), 107 kW	11.88 - 10.92								
1.8 Turbo-D (E34A)	11.88 - 10.92								

					t = turbo a = automatic e = eXtreme	 <b>Article No.</b>	i
<b>Mitsubishi</b>							



**GALANT IV Saloon (E3\_A) 11.87 - 10.92**

1.6 (E31A)	10.87 - 10.92			ST	t	30-046-A =			
1.8 (E32A), 63 kW	11.87 - 08.90							89-047-0	
1.8 (E32A), 66 kW	11.87 - 10.92								
2.0 (E33A)	11.87 - 10.92			ST	a	27-A35-0			
2.0 GTi 16V (E33A)	11.87 - 10.92								
1.8 Turbo-D (E34A)	12.87 - 10.92								



**GALANT V (E5\_A, E7\_A, E8\_A) 11.92 - 08.96**

2.0 24V (4WS) (E64A)	11.92 - 08.96			ST	a	27-B46-F =	->12.1996
1.8 (E52A)	02.94 -						
1.8 GLSI (E52A)	11.92 -						
2.0 GLSI (E55A)	11.92 -						
2.0 GLSI 4X4 (E75A)	11.92 -						
2.0 V6-24 (E54A)	11.92 -						
2.5 V6-24 4X4 (E88A)	11.92 -						
2.0 GLSTD (E57A)	11.92 -						





**GALANT V Saloon (E5\_A, E7\_A, E8\_A) 11.92 - 08.96**

1.8 (E52A)	02.94 -			ST	a	27-B46-F =	->12.1996
1.8 GLSI (E52A)	11.92 -						
2.0 GLSI (E55A)	11.92 -						
2.0 GLSI 4X4 (E75A)	11.92 -						
2.0 V6-24 (E54A)	11.92 -						
2.5 V6-24 4X4 (E88A)	11.92 -						
2.0 GLSTD (E57A)	11.92 -						





**GALANT VI (EA\_) 09.96 -**

2.0 (EA2A)	09.96 - 09.00			ST	a	27-B46-F =	Vehicle Equipment: for vehicles without ride height adjustment
2.4 GDI	02.99 - 09.00						
2.5 24V (EA5A)	09.96 - 09.00						
2.0 TDI (EA6A)	09.96 -						



**GALANT VI Estate (EA\_) 09.96 -**

2.0 (EA2W)	09.96 - 09.00			ST	a	27-B46-F =	Vehicle Equipment: for vehicles without ride height adjustment
2.4 GDI	02.99 - 09.00						
2.0 TDI (EA6W)	09.96 -						
2.5 24V (EA5W)	09.96 - 09.00			ST	a	27-B46-F =	02.1999-> Vehicle Equipment: for vehicles without ride height adjustment
						27-C92-A =	02.1999-> Vehicle Equipment: for vehicles without ride height adjustment







**L 200 (K\_4T) 11.86 - 08.96**






1.6 (K11T)	11.86 -			ST	a	30-019-0		
2.0 (K12)	07.92 - 12.96							
2.5 D (K14T)	11.86 - 08.96							
2.0 4WD (K22T, K32T)	11.86 -			ST	a	30-079-A =		
2.6 4WD (K33T)	11.89 - 05.95							
2.5 D 4WD (K24, 34T)	12.87 - 05.93							30-A53-A =

**LANCER F II (A17\_) 03.83 - 01.84**

1.2 GLX, GL (A155A)	09.82 - 12.84			ST	a	27-959-5	
1.4 GLX (A156A)	09.82 - 12.84						







**LANCER III (C1\_A, C6\_A) 11.83 - 04.88**

1.2 GL (C15AS)	01.84 - 10.86			ST	a	32-A16-0	->05.1986
1.5 GLX (C12AS), 51 kW	06.85 - 04.88						
1.5 GLX (C12AS), 55 kW	11.83 - 04.88					89-045-0	06.1986->
				ST	a	27-A32-0	
1.8 Diesel (C14AS), 43 kW	01.84 - 09.86			ST	a	32-A16-0	->05.1986



















					t = turbo a = automatic e = eXtreme	<b>i</b>
<b>Article No.</b>						

# Mitsubishi

























## LANCER III (C1\_A, C6\_A) 11.83 - 04.88

1.8 Diesel (C14AS), 44 kW	09.86 - 04.88			ST	a	30-036-A =	
						89-045-0	
				ST	a	27-A32-0	





































## LANCER III Estate (C1\_V, C3\_V) 09.85 - 06.92

1.5 (C12V), 51 kW	09.85 - 08.89			ST	a	32-A16-0	->05.1986
						30-036-A =	06.1986->
				ST	a	89-045-0	06.1986->
1.5 (C12V), 55 kW 1.8 D (C14V), 43 kW	09.85 - 09.86					30-011-A =	
						30-036-A =	
				ST	a	89-045-0	
1.5 (C12V), 61 kW 1.5 12V (C12V) 1.8 D (C14V), 44 kW	09.88 - 12.90 09.90 - 12.91 08.86 - 06.92					30-011-A =	
						30-036-A =	
				ST	a	30-011-A =	







## LANCER IV (C6\_A, C7\_A) 04.88 - 05.94







1.3 12V (C61A)	06.92 - 05.94			ST	t	30-039-A =	->12.1992
						30-010-A =	->12.1992
				ST	a	30-010-0	->12.1992
1.5 12V (C62A)	05.89 - 05.92					30-039-A =	
						30-010-A =	
				ST	t	30-010-0	
1.8 GTi 16V (C68A)	11.89 - 05.92					30-039-A =	
						30-010-A =	
				ST	t	30-010-A =	
1.8 Diesel (C64A)	04.88 - 05.92					30-039-A =	07.1988->
						30-010-A =	07.1988->
				ST	a	30-010-0	07.1988->

## LANCER IV Saloon (C6\_A) 04.88 - 06.92










1.6 GTi 16V (C63A)	07.88 - 12.92			ST	t	30-039-A =	
						89-046-0	
				ST	t	30-010-A =	
1.3 (C61A), 44 kW	04.88 - 05.92					30-039-A =	07.1988->
						89-046-0	
				ST	t	30-010-A =	07.1988->
1.3 (C61A), 51 kW 1.3 12V (C61A)	08.88 - 05.92 01.91 - 06.92					30-010-0	07.1988->
						30-039-A =	
				ST	t	89-046-0	
1.5 (C62A) 1.8 GLX Diesel (C64A)	04.88 - 05.92 04.88 - 05.92					30-010-A =	
						30-039-A =	07.1988->
				ST	t	89-046-0	
1.5 12V (C62A)	05.89 - 05.92					30-010-A =	07.1988->
						30-010-0	07.1988->
				ST	t	30-039-A =	
						89-046-0	
				ST	t	30-010-A =	
						30-010-0	

## LANCER V (CB/D\_A) 06.92 - 11.95



















1.3 (CB1A)	06.92 -			ST	a	32-C11-F = ⑤	
						32-C12-F = ⑥	
1.6	02.94 -						
1.6 16V (CB4A)	06.92 -			ST	a	30-A21-A =	
1.6 16V 4WD (CB4A)	05.92 - 12.93						
2.0 Diesel (CB8A)	06.92 -						

					t = turbo a = automatic e = eXtreme	 <b>Mitsubishi</b>
<b>Article No.</b>						










**LANCER V (CB/D\_A) 06.92 - 11.95**

1.8 GTi (CB5A)	06.92 -			ST	a	32-C13-F 	
				ST	a	32-C14-F 	
				ST	a	30-A21-A 	









**LANCER V Estate (CB\_W, CD\_W) 12.92 -**

1.6 GLXi 16V (CB4W) 2.0 GLX D (CB8W)	12.92 - 12.92 -			ST	a	32-C11-F 	
				ST	a	32-C12-F 	
				ST	a	27-B55-F 	
1.6 GLXi 16V 4WD (CD4W)	12.92 -			ST	a	32-C15-F 	
				ST	a	32-C16-F 	
				ST	a	27-B55-F 	













**LANCER VI (CK/P\_A) 12.95 -**

1.3 12V GL, GLX (CK1A) 1.5 16V (CK2A)	12.95 - 12.95 -			ST	a	32-E24-A 	
				ST	a	32-E25-A 	
1.6 16V (CK4A)	12.95 -			ST	a	30-A21-A 	































**JEEP**

J20	01.61 - 01.81			ST	a	30-011-A 	
J30	01.61 - 01.81			ST	a	30-011-A 	
J40	01.61 - 01.81			ST	a		
J54	05.77 -						
J56	05.77 -						
J57	05.77 -						
J58	05.77 -						
J59	05.77 -						







**PAJERO I (L04\_G, L14\_G) 12.82 - 12.91**

3.0 V6 (L141G, L146G)	11.88 - 11.90			ST	a	46-A25-0 	
				ST	a	46-A26-0 	
2.5 TD (L044G, L049G), 64 kW	01.90 - 12.91			ST	a	46-A25-0 	leaf spring axle
2.5 TD (L044G, L049G), 70 kW	11.89 - 11.90			ST	a	46-A29-0 	leaf spring axle

**PAJERO I Open Off-Road Vehicle (L04\_G) 12.82 - 11.90**



2.5 (L042G, L047G)	01.83 - 11.90			ST	a	46-A25-0 	09.1984-> Model: (L047G) leaf spring axle
				ST	a	46-A25-0 	Model: (L042G) leaf spring axle
				ST	a	46-A29-0 	09.1984-> Model: (L047G) leaf spring axle
				ST	a	46-A29-0 	Model: (L042G) leaf spring axle
2.3 TD (L043G, L048G)	12.82 - 04.86			ST	a	46-A25-0 	09.1984-> Model: (L048G) leaf spring axle
				ST	a	46-A25-0 	Model: (L043G) leaf spring axle
				ST	a	46-A29-0 	09.1984-> Model: (L048G) leaf spring axle
				ST	a	46-A29-0 	Model: (L043G) leaf spring axle
2.5 TD (L044G, L049G), 62 kW	05.86 - 10.89			ST	a	46-A25-0 	leaf spring axle
2.5 TD (L044G, L049G), 70 kW	11.89 - 11.90			ST	a	46-A29-0 	leaf spring axle





						t = turbo a = automatic e = eXtreme	<b>i</b>
<b>Article No.</b>							

# Mitsubishi



## PAJERO II (V2\_W, V4\_W) 12.90 - 04.00

2.4	04.91 - 04.00			ST	a	46-A32-0 <input type="checkbox"/>	
3.0 V6 (V23W, V43W, V23C)	12.90 - 12.95			ST	a	46-A33-0 <input type="checkbox"/>	
3.0 V6 24V	06.94 - 05.97						
2.5 TD (V24C, V24W)	12.90 - 04.00						
2.8 TD (V46W)	06.94 - 04.00						



## PAJERO II Open Off-Road Vehicle (V2\_W, V4\_W) 12.90 - 04.00

2.4	04.91 - 04.00			ST	a	46-A32-0 <input type="checkbox"/>	(V21C/W, V41W)
				ST	a	46-A33-0 <input type="checkbox"/>	(V21C/W, V41W)
3.0 V6 (V23W, v43W, V23C)	12.90 - 12.95			ST	a	46-A32-0 <input type="checkbox"/>	
3.0 V6 24V	06.94 - 04.00						
2.5 TD (V24C, V24W)	12.90 - 04.00			ST	a	46-A33-0 <input type="checkbox"/>	



## SAPPORO II (A16\_A) 08.80 - 09.84

2.0 GL (A163)	07.80 - 09.81			ST	a	32-A17-0 ▲	
				ST	a	32-A18-A <input type="checkbox"/>	
1.6 GLX (A161A)	08.80 - 09.84			ST	a	32-A17-0 ▲	09.1981->
				ST	a	32-A18-A <input type="checkbox"/>	09.1981->



## SAPPORO III (E16A) 06.87 - 08.90

2.3 (E16A)	06.87 - 08.90			ST	a	27-A35-0	->06.1989
------------	---------------	--	--	----	---	----------	-----------



## SPACE GEAR (PA/B/D\_V/W) 05.95 -

2.0 16V (PA3V/W, PB3V), 83 kW	08.96 -			ST	a	32-E28-0	
2.0 16V (PA3V/W, PB3V), 85 kW	05.95 -			ST	a	27-C93-0	
2.4 i (PA4W)	05.95 -					27-C94-0	Multi-leaf spring, steel spring, parabolic spring, wide-gap spring
2.5 D (PA5V/W, PB5V)	05.95 -						
2.5 TD (PA5V/W, PB5V)	05.95 -						
2.4 i 4x4 (PD4V/W)	05.95 -			ST	a	32-E29-0	
2.5 TD 4x4 (PD5V/W)	05.95 -			ST	a	27-C95-0	
				ST	a	27-C96-0	Multi-leaf spring, steel spring, parabolic spring, wide-gap spring



## SPACE WAGON (D0\_V/W) 01.84 - 04.91

1.8 GLX (D05V, D05W)	01.84 - 12.88			ST	a	30-A24-A =	
2.0 GLX (D04W)	06.86 - 05.88			ST	a	27-C30-A =	
2.0 GLXi (D04W)	06.88 - 04.91						
1.8 TD (D09W)	06.86 - 04.91						
2.0 GLX 4x4 (D08W)	06.86 - 05.88			ST	a	32-C55-A =	
2.0 GLXi 4x4 (D08W)	06.88 - 04.91			ST	a	27-C30-A =	
2.0 4x4 (D08W)	03.85 - 04.91						



## SPACE WAGON (N3\_W, N4\_W) 10.91 - 10.98

1.8 (N31W)	10.91 - 10.98			ST	a	30-A18-A =	->05.1992
1.8 TD (N35W)	10.91 - 10.98			ST	a	30-A52-A =	->05.1992
1.8 4x4 (N41W)	10.91 - 10.98			ST	a	30-A52-A =	
2.0 GLXi 4x4 (N43W)	10.92 - 10.98						
2.0 GLXi (N33W)	10.92 - 10.98			ST	a	30-A18-A =	
2.4 i (N34W)	10.91 - 05.96			ST	a	30-A52-A =	
2.0 TD GLX (N38W)	10.92 - 10.98						






## SPACE RUNNER (N1\_W, N2\_W) 10.91 - 08.99

1.8 (N11W), 85 kW	06.96 - 08.99			ST	a	30-A18-A =	
1.8 (N11W), 90 kW	10.91 - 08.99			ST	a	30-A52-A =	
2.0 TD GLX (N18W)	10.92 - 08.99						
1.8 4x4 (N21W), 85 kW	06.96 - 08.99			ST	a	30-A52-A =	
1.8 4x4 (N21W), 90 kW	10.91 - 08.99						















## STARION (A18\_A) 05.82 - 06.90

2.0 (A182)	03.82 - 03.83			ST	a	32-A18-A <input type="checkbox"/>	
------------	---------------	---	---	----	---	-----------------------------------	--





					t = turbo a = automatic e = eXtreme	<b>i</b>
<b>Article No.</b>						
<b>Mitsubishi</b>						





















**TREDIA (A21\_) 09.82 - 07.86**

1.5 (A214A)	09.84 - 10.85			ST	a	30-A24-A =	
1.4 GLX (A211)	10.82 - 08.85						
GLS 1.6 (A212)	09.82 - 10.87						
1.8 GLS (A215)	08.84 - 07.86						
1.8 4WD (A 215 G)	04.85 - 12.87			ST	a	32-C55-A =	
2.0 4WD GLS (A 217 G)	11.85 - 12.87			ST	a	27-C66-A =	
1.6 Turbo (A212), 84 kW	09.82 - 05.85			ST	a	30-A24-A =	
1.6 Turbo (A212), 85 kW	09.82 - 07.84			ST	a	27-C66-A =	10.1983->
1.8 Turbo	08.84 - 07.86			ST	a	30-A24-A =	
				ST	a	27-C66-A =	







**TRUCKS**

Forte (L021P)	01.78 -			ST	a	30-011-A =	
---------------	---------	---	---	----	---	------------	--



**L 300 Bus (LO3\_P/G, L0\_2P) 05.80 - 02.87**

1.6 (L032P, L062P), 48 kW	09.81 - 10.86			ST	a	30-018-0	Model: (L032P)
				ST	a	27-C25-0	Model: (L032P)
1.6 (L032P, L062P), 51 kW	11.84 - 02.87			ST	a	30-018-0	->10.1986 Model: (L032P)
				ST	a	27-C25-0	->10.1986 Model: (L032P)
1.8 4X4 (L035G)	08.84 - 02.87			ST	a	30-018-0	->10.1986
				ST	a	30-A05-0	->10.1986
2.0 4X4 (L037G)	11.86 - 02.87			ST	a	30-018-0	
				ST	a	30-A05-0	
2.3 D (L038P)	04.83 - 10.86			ST	a	30-018-0	
				ST	a	27-C25-0	





























**L 300 Box (L03\_P) 05.80 - 02.87**






1.6 (L032P, L062P)	05.80 - 10.86			ST	a	30-018-0	
2.3 D (L038P, L068P)	09.83 - 10.86			ST	a	27-C25-0	
1.6 (L032P)	10.86 - 05.94			ST	a	30-016-0	

**L 300 Flatbed / Chassis (L03\_P) 05.80 - 04.94**

2.5 D (L039P)	11.86 - 04.94			ST	a	30-001-0	
---------------	---------------	---	---	----	---	----------	--



**L 300 Bus (P0\_W, P1\_W, P2\_W) 11.86 -**

1.6 (P02V, P12V)	11.86 -			ST	a	30-017-0	11.1988 - 05.1994
				ST	a	27-B99-0	11.1988 - 05.1994
2.0 (P03W)	11.86 -			ST	a	30-017-0	
2.0 (P03W, P13V)	11.86 -			ST	a	27-B99-0	
2.0 (P03W, P03V, P13V)	11.86 -			ST	a	30-A07-0	Model: (P23W)
2.0 4WD (P23V, P23W)	12.86 -			ST	a	30-A07-0	
2.0 4WD (P23W)	11.86 -			ST	a	30-A07-0	Model: (P24W)
2.4 4WD (P24V, P24W)	02.87 - 12.90			ST	a	30-A07-0	
2.4 4WD (P24W, P24V), 80 kW	11.86 -			ST	a		
2.4 4WD (P24W, P24V), 82 kW	11.90 -			ST	a	30-017-0	
2.4 (P04W, P14V, P04V)	11.90 -			ST	a	30-017-0	
2.5 D (P05W, P05V, P15V)	11.86 -			ST	a	30-017-0	Model: (P05W)
				ST	a	27-B99-0	Model: (P05W)
2.5 D 4WD (P25W, P25V)	11.88 -			ST	a	30-A07-0	Model: (P25W)



					t = turbo a = automatic e = eXtreme	<b>i</b>
<b>Article No.</b>						

## Mitsubishi





### L 300 Box (P0\_W, P1\_W) 11.86 -

1.6 (P12V, P02V)	11.90 -			ST	a	30-017-0	
2.0 (P03V, P13V)	11.86 -			ST	a	27-B99-0	
2.5 D (P05V, P05W, P15V)	11.86 -						





### L 300 Flatbed / Chassis (P1\_T) 04.94 -

2.0 (P13T)	07.94 -			ST	a	32-E28-0	
2.5 D (P15T)	11.94 -			ST	a	27-C25-0	

### L 400 Bus (PAOV) 06.96 -



2500 TD	06.99 -			ST	a	32-E28-0	
				ST	a	27-C93-0	
2500 TD 4X4	06.99 -			ST	a	32-E29-0	
				ST	a	27-C95-0	

### L 400 Box (PAOV) 06.96 -



2500 TD	06.99 -			ST	a	32-E28-0	
				ST	a	27-C96-0	Multi-leaf spring, steel spring, parabolic spring, wide-gap spring
2500 TD 4X4	06.99 -			ST	a	32-E29-0	
				ST	a	27-C96-0	Multi-leaf spring, steel spring, parabolic spring, wide-gap spring







## MOSKVICH

### 2141













1.7 (2141)	01.86 -			ST	a	32-C25-0	
1.8 (21414)	01.86 -			ST	a	32-783-0	

### 21412 05.89 -





1.5	05.89 -			ST	a	32-C25-0	
				ST	a	32-783-0	

					t = turbo a = automatic e = eXtreme	
Article No.					<b>Nissan</b>	





**100 NX (B13)**
**03.90 - 10.94**

1.6	03.90 - 10.94			ST	t	32-A91-A =Ⓢ	04.1991->		
					t	32-A92-A =Ⓢ	04.1991->		
					a	32-A91-0 Ⓢ	04.1991->		
					a	32-A92-0 Ⓢ	04.1991->		
						89-027-0			
				ST	t	32-A93-A =Ⓢ	04.1991-> for vehicles without ABS		
					t	32-A94-A =Ⓢ	04.1991-> for vehicles without ABS		
					t	32-A95-A =Ⓢ	04.1991-> for vehicles with ABS		
					t	32-A96-A =Ⓢ	04.1991-> for vehicles with ABS		
					a	32-A93-0 Ⓢ	04.1991-> for vehicles without ABS		
a	32-A94-0 Ⓢ	04.1991-> for vehicles without ABS							
1.6 SR	09.93 - 10.94					87-465-R			
2.0 GTi	03.91 - 10.94			ST	t	32-A91-A =Ⓢ			
					t	32-A92-A =Ⓢ			
					a	32-A91-0 Ⓢ			
					a	32-A92-0 Ⓢ			
								87-465-R	
								89-027-0	
									ST
t	32-A96-A =Ⓢ								





**ALMERA I Hatchback (N15) 07.95 - 03.00**






1.4 S,GX,LX 1.4 1.6 SR,SLX 1.6 2.0 GTi 2.0 D	09.95 - 03.00 09.95 - 03.00 09.95 - 03.00 09.95 - 03.00 07.96 - 03.00 11.95 - 03.00			ST	a	32-E30-A =Ⓢ	->07.1997 spring seat height 223 mm		
					a	32-E31-A =Ⓢ	->07.1997 spring seat height 223 mm		
					a	32-F11-A =Ⓢ	08.1997-> spring seat height 253 mm		
					a	32-F12-A =Ⓢ	08.1997-> spring seat height 253 mm		
						87-465-R			
						ST	a	27-D89-A =	->07.1997 spring seat dia. 103 mm
							a	27-D36-A =	08.1997-> Spring seat diam. 93 mm

**ALMERA I (N15)**
**07.95 - 07.00**















1.4 GX,LX 1.4 1.6 SLX 1.6 2.0 D	09.95 - 07.00 09.95 - 07.00 09.95 - 07.00 09.95 - 07.00 11.95 - 07.00			ST	a	32-E30-A =Ⓢ	->07.1997 spring seat height 223 mm		
					a	32-E31-A =Ⓢ	->07.1997 spring seat height 223 mm		
					a	32-F11-A =Ⓢ	08.1997-> spring seat height 253 mm		
					a	32-F12-A =Ⓢ	08.1997-> spring seat height 253 mm		
						87-465-R			
						ST	a	27-D89-A =	->07.1997 spring seat dia. 103 mm
							a	27-D36-A =	08.1997-> Spring seat diam. 93 mm

































**BLUEBIRD (U11)**
**11.83 - 05.90**




































1.8 Turbo, 100 kW 2.0 2.0 i	11.83 - 12.86 11.83 - 01.86 11.83 - 03.84			ST	a	32-A46-0 Ⓢ	
					a	32-A47-0 Ⓢ	
						ST	a






					t = turbo a = automatic e = eXtreme	<b>i</b>
<b>Article No.</b>						

# Nissan







<b>BLUEBIRD (U11) 11.83 - 05.90</b>									
1.6	11.83 - 09.87			ST	a	27-A31-0			
2.0 TD	11.83 - 03.84								
2.0 D	11.83 - 03.84								
1.8	11.83 - 06.88			ST	a	32-A46-0 	->01.1986		
1.8 Turbo, 99 kW	04.84 - 05.90					32-A47-0 	->01.1986		
2.0 i	04.84 - 01.88			ST	a	27-A31-0	->01.1986		
						87-464-A 			
2.0 D	04.84 - 01.88			ST	a	27-A31-0	->01.1986		
						87-464-A 			

<b>BLUEBIRD Estate (WU11) 11.83 - 09.90</b>									
2.0 TD	01.84 - 01.86			ST	a	27-A31-0			
2.0 D, 43 kW	11.83 - 03.84								
2.0	04.86 - 09.90			ST	a	32-A46-0 	->10.1986		
						32-A47-0 	->10.1986		
				ST	a	27-A31-0	->10.1986		
						87-464-A 			
2.0 i, 77 kW	04.84 - 12.90			ST	a	32-D01-F 	->11.1989		
						32-D02-F 	->11.1989		
						30-022-A =	->11.1989		
						87-464-A 			
2.0 i, 85 kW	09.88 - 09.90			ST	a	32-D01-F 	->11.1989		
						32-D02-F 	->11.1989		
				ST	a	30-022-A =	->11.1989		
						87-464-A 			
2.0 D, 43 kW	04.84 - 01.88			ST	a	27-A31-0	->01.1986		
						30-022-A =	02.1986->		
						87-464-A 			
2.0 D, 49 kW	03.86 - 12.90			ST	a	30-022-A =	->11.1989		
						87-464-A 			










































<b>BLUEBIRD Hatchback (T72, T12) 12.85 - 12.90</b>									
1.6, 61 kW	03.86 - 06.90			ST	a	32-D01-F 	->05.1990		
2.0 i	09.88 - 09.90					32-D02-F 	->05.1990		
1.6, 66 kW	03.86 - 06.91			ST	a	30-022-A =	->05.1990		
						87-464-A 			
1.8 i 16V (FRLT72)	02.89 - 12.90					87-464-A 			
1.8 Turbo	03.86 - 05.90								
2.0 (T12)	12.85 - 12.87			ST	a	32-D01-F 			
						32-D02-F 			
				ST	a	30-022-A =			
						87-464-A 			
2.0 i (FHLT72, T12)	12.85 - 12.90			ST	a	32-D01-F 	03.1986 - 05.1990		
						32-D02-F 	03.1986 - 05.1990		
				ST	a	30-022-A =	03.1986 - 05.1990		
						87-464-A 			
2.0 D (FSLT72, T12)	03.86 - 12.90			ST	a	32-D03-F 	->05.1990		
						32-D04-F 	->05.1990		
				ST	a	30-022-A =	->05.1990		
						87-464-A 			

					t = turbo a = automatic e = eXtreme	<b>i</b>
<b>Article No.</b>						
<b>Nissan</b>						



**BLUEBIRD Hatchback (T72, T12) 12.85 - 12.90**

1.8 i 16V (RLT12) 2.0 (T12)	11.88 - 05.90			ST	a	32-D01-F = 	
	01.88 - 12.89					32-D02-F = 	
				ST	a	30-022-A =	



**BLUEBIRD (T72 , T12) 12.85 - 09.90**

1.6 2.0 i	03.86 - 06.90			ST	a	32-D01-F = 	->05.1990
	09.88 - 09.90					32-D02-F = 	->05.1990
					ST	a	30-022-A =
						87-464-A 	
1.8 i 16V (RLT72)	02.89 - 12.90					87-464-A 	
1.8 i 16V (RLT12)	11.88 - 05.90			ST	a	32-D01-F = 	
						32-D02-F = 	
				ST	a	30-022-A =	
2.0 (T12)	12.85 - 12.87			ST	a	32-D01-F = 	
						32-D02-F = 	
				ST	a	30-022-A =	
						87-464-A 	
2.0 i (HLT72, T12)	12.85 - 12.90			ST	a	32-D01-F = 	03.1986 - 05.1990
						32-D02-F = 	03.1986 - 05.1990
				ST	a	30-022-A =	03.1986 - 05.1990
						87-464-A 	
2.0 D (SLT72, T12)	03.86 - 12.90			ST	a	32-D03-F = 	->05.1990
						32-D04-F = 	->05.1990
				ST	a	30-022-A =	->05.1990
						87-464-A 	



**CABSTAR**

Cabstar, Atlas (F20)	01.76 - 12.82			ST	a	30-011-A =	
----------------------	---------------	---	---	----	---	------------	--



**CEDRIC**

2.4 2.6 220 C 280 C	01.72 - 06.75			ST	a	30-011-A =	
	01.72 - 06.75						
	01.72 - 06.75						
	01.72 - 06.75						



**CEDRIC (L230)**

2.0 2.6 220 C 220 C Diesel 280 C	06.75 - 06.79			ST	a	30-011-A =	
	06.75 - 06.79						
	06.75 - 06.79						
	01.72 - 06.75						
	06.75 - 06.79						





**CEDRIC Coupe (230)**







2.4 2.6 220 C 280 C	01.72 - 06.75			ST	a	30-011-A =	
	01.72 - 06.75						
	01.72 - 06.75						
	01.72 - 06.75						

**CEDRIC Coupe (L230)**

280 C	06.75 - 06.79			ST	a	30-011-A =	
-------	---------------	---	---	----	---	------------	--

**CHERRY Hatchback (N10) 08.78 - 12.82**

1.0 1.0 1.0 1.2	10.74 - 07.78			ST	a	27-988-5 ▲	
	08.81 - 05.82						
	08.78 - 07.81						
	08.78 - 07.81						
1.3 1.5	08.81 - 09.82 08.81 - 12.82			ST	a	27-988-5 ▲	->05.1982

						t = turbo a = automatic e = eXtreme	<b>i</b>
<b>Article No.</b>							

# Nissan







<b>CHERRY Estate (VN10) 08.78 - 12.83</b>	
1.0	04.78 - 12.82
1.2	04.78 - 07.81
1.5	08.81 - 05.82
1.3	09.81 - 12.83

<b>CHERRY Coupe (N10) 08.78 - 09.82</b>	
1.0	04.78 - 07.81
1.5	08.81 - 05.82
1.2	08.78 - 07.81
1.3	08.81 - 09.82

<b>CHERRY (N12) 04.82 - 10.86</b>	
1.0	05.82 - 05.86
1.5 Turbo	01.83 - 12.85
1.7 D	10.82 - 12.86
1.3	05.82 - 10.86
1.5, 55 kW	11.83 - 10.86
1.2	03.83 - 12.85
1.5	03.83 - 12.85
1.5, 55 kW	06.82 - 10.83

<b>CHERRY (N13)</b>	
1.0	06.86 - 09.90
1.3	06.86 - 09.90
1.5	06.86 - 09.90
1.6	06.86 - 09.90
1.7 D	06.86 - 09.90

<b>LAUREL (JC31) 01.81 - 12.85</b>	
2.0	01.81 - 10.84
2.4, 83 kW	01.81 - 01.84
2.4, 88 kW	09.83 - 12.85
2.8 D	01.81 - 10.85

					t = turbo a = automatic e = eXtreme	
<b>Article No.</b>						
<b>Nissan</b>						

<b>LAUREL (JC32) 11.84 - 06.90</b>	
2.0 (PLJC32)	11.84 - 02.90
2.4 (MJC32,MLJC32)	01.88 - 02.90
2.4	01.85 - 12.87
2.8 D, 62 kW	01.85 - 12.87
2.8 D, 66 kW	01.85 - 12.89
3.0 (ULC 32)	03.86 - 02.90

<b>MAXIMA (J30) 10.88 - 10.94</b>	
3.0 i	10.88 - 06.94

<b>MICRA (K10) 12.82 - 11.92</b>	
1.0, 37 kW	12.82 - 12.89
1.0, 40 kW	12.82 - 05.89
1.0, 43 kW	12.82 - 05.91
1.2, 40 kW	07.86 - 07.92
1.2, 44 kW	07.86 - 07.92







<b>MICRA (K11) 08.92 -</b>	
1.0 i 16V	08.92 - 09.00
1.3 i 16V	08.92 - 09.00

<b>PATHFINDER 09.97 -</b>	
3.3 V6 4WD	09.97 -







<b>PATROL Closed Off-Road Vehicle (W160) 11.79 - 08.88</b>	
2.8 (W160)	07.80 - 08.88
3.2 TD (W160)	07.83 - 08.88
3.3 D (W160)	11.79 - 08.88





<b>PATROL Closed Off-Road Vehicle (K160) 11.79 - 08.88</b>	
2.8 (K160), 88 kW	07.80 - 08.88
2.8 (K160), 89 kW	07.80 - 08.88
3.2 TD (K160)	07.83 - 08.88
3.3 D (K160)	11.79 - 08.88

















<b>PATROL Closed Off-Road Vehicle (W260) 08.88 - 11.95</b>	
2.8 D	04.89 - 07.94
2.8 TD	06.89 - 11.95
3.0	04.89 - 02.93















						t = turbo a = automatic e = eXtreme	<b>i</b>
<b>Article No.</b>							



























































# Nissan



























<b>PATROL GR I (Y60)</b>		<b>08.87 - 06.97</b>	
2.8 Safari	09.88 - 06.97		
2.8 TD (Y60A)	09.88 - 06.97		
2.8 TD Safari	09.88 - 06.97		

<b>PATROL GR II (Y61)</b>		<b>06.97 -</b>	
2.8 TD	06.97 - 05.00		
			






<b>PICK UP (720)</b>		<b>01.83 - 03.86</b>	
1.6 (KPL 720)	10.83 - 05.84		
2.2 D (SLG 720)	10.79 - 12.82		
1.8	10.79 - 12.82		
2.2 D	10.79 - 12.82		
1.8	01.83 - 03.86		
2.2 4WD	04.83 - 03.86		
2.5 D 4WD	04.83 - 03.86		
2.3 D	04.83 - 03.86		

<b>PICK UP (D21)</b>		<b>03.86 - 02.98</b>	
2.0	09.85 - 02.98		
2.3 D	09.85 - 02.98		
2.4 i 4WD	08.88 - 04.92		
2.4 i 12V 4WD	04.92 - 02.98		
2.5 D 4WD, 55 kW	03.86 - 08.91		
2.5 D 4WD, 59 kW	08.87 - 03.96		
2.5 D 4WD, 61 kW	03.96 - 02.98		















<b>PRAIRIE (M10, NM10)</b>		<b>01.83 - 10.88</b>	
1.5 S (M10)	01.84 - 12.87		
1.8 SGL (M10), 65 kW	07.83 - 12.85		
			
			
			
			
			
			
			
			
			
			
			
			
			
			
			
			
			
			
			
			
			
			
			
			
			
			
			

<b>PRAIRIE PRO (M11)</b>		<b>10.88 - 07.94</b>	
2.0 i	10.88 - 04.92		
2.4 i	04.92 - 07.94		
			
			
			
			
			
			
			
			
			
			
			



















					t = turbo a = automatic e = eXtreme	<b>i</b>
<b>Article No.</b>						
<b>Nissan</b>						









**PRIMERA Hatchback (P10) 06.90 - 06.96**

1.6	02.96 - 08.86			ST	a	32-A99-A =	
1.6, 66 kW	06.90 - 01.96			ST	a	32-B01-A = 	for vehicles without ABS
1.6, 71 kW	06.90 - 06.93				a	32-B02-A = 	for vehicles without ABS
1.6, 75 kW	06.93 - 01.96						
2.0 D	01.91 - 08.96						
2.0 16V	06.90 - 01.96			ST	a	32-A99-A =	
2.0 i	01.95 - 06.96			ST	a	32-B03-A = 	
					a	32-B04-A = 	













**PRIMERA (P10) 06.90 - 06.96**

1.6, 66 kW	02.96 - 08.96			ST	a	32-A99-A =	
1.6, 71 kW	06.90 - 01.96			ST	a	32-B01-A = 	for vehicles without ABS
2.0 D	01.91 - 08.96				a	32-B02-A = 	for vehicles without ABS
2.0 16V	06.90 - 01.96			ST	a	32-A99-A =	
2.0 i	01.95 - 06.96			ST	a	32-B03-A = 	
2.0 GT	06.90 - 08.96				a	32-B04-A = 	













**PRIMERA Estate (W10) 07.90 - 03.98**

1.6	07.90 - 05.93			ST	a	27-A82-A = 	
1.6 i, 66 kW	05.93 - 03.98				a	27-A83-A = 	
1.6 i, 75 kW	03.94 - 03.98			ST	a	27-A84-A =	
2.0 i	07.90 - 12.95						
2.0 D	07.90 - 12.95						











**PRIMERA Hatchback (P11) 06.96 -**

1.6 16V, 66 kW	09.96 -			ST	a	32-A99-A =	
1.6 16V, 73 kW	09.96 -			ST	a	27-D37-A =	
2.0 TD	09.96 -						
2.0 16V, 85 kW	09.96 -			ST	a	32-A99-A =	
2.0 16V, 96 kW	09.96 -				a	27-D37-A =	not for equipment variation: SRI, GTI
2.0 16V, 110 kW	09.96 -				a	27-D38-A =	Equipment Variation: SRI, GTI



















**PRIMERA (P11) 06.96 -**






1.6 16V, 66 kW	09.96 -			ST	a	32-A99-A =	
1.6 16V, 73 kW	09.96 -			ST	a	27-D37-A =	
2.0 TD	09.96 -						
2.0 16V, 85 kW	09.96 -			ST	a	32-A99-A =	
2.0 16V, 96 kW	09.96 -				a	27-D37-A =	not for equipment variation: SRI, GTI
2.0 16V, 110 kW	09.96 -				a	27-D38-A =	Equipment Variation: SRI, GTI

**PRIMERA Estate (WP11) 04.98 -**









1.6 16V, 66 kW	04.98 -			ST	a	32-A99-A =	
1.6 16V, 73 kW	04.98 -			ST	a	27-D38-A =	
2.0 16V, 85 kW	04.98 -						
2.0 16V, 96 kW	04.98 -						
2.0 TD	04.98 -						

**SERENA (C23M) 07.92 -**









1.6 16V	02.93 -			ST	a	32-E35-0 	
					a	32-E36-0 	
				ST	a	27-C25-0	->05.1996 rigid axle
2.0 16V	11.92 -				a	32-E35-0 	
					a	32-E36-0 	
				ST	a	32-E37-0	->05.1996 multilink axle Equipment Variation: SLX, SGX
					a	32-F30-0	06.1996-> multilink axle Equipment Variation: SE

					t = turbo a = automatic e = eXtreme	<b>i</b>
<b>Article No.</b>						
Nissan						









**SERENA (C23M) 07.92 -**

2.0 D	11.92 -			ST	a	32-E35-0 	->10.1995
					a	32-E36-0 	->10.1995
					a	27-C25-0	->10.1995 rigid axle not for equipment variation: SGX
32-E37-0	->10.1995 multilink axle Equipment Variation: SGX						
2.3 D	01.95 -			ST	a	32-E35-0 	
					a	32-E36-0 	
					a	32-E37-0	->05.1996 multilink axle Equipment Variation: SGX
27-C25-0	rigid axle not for equipment variation: SGX						





**STANZA Hatchback (T11) 08.81 - 12.85**

1.7 D	01.84 - 12.87			ST	a	27-230-5	
1.6	01.86 - 12.87			ST	a	27-132-5	
1.8, 65 kW	08.81 - 12.85			ST	a	27-132-5	
1.8, 66 kW	01.86 - 12.87			ST	a	27-132-5	







**STANZA (T11) 08.81 - 12.85**

1.7 D	01.84 - 12.87			ST	a	27-230-5	
1.6	01.86 - 12.87			ST	a	27-132-5	
1.8	09.81 - 12.87			ST	a	27-132-5	
1.8 SGL	03.83 - 12.85			ST	a	27-132-5	





**SUNNY (140Y, 150Y) 01.70 - 02.82**

1.2 (B 110)	01.70 - 05.73			ST	a	27-237-5	
1.2 (VB 110)	01.70 - 05.73			ST	a	27-237-5	





**SUNNY Estate (140Y, 150Y) 06.79 - 02.82**

1.2 (VLB,VLJB 310)	10.77 - 12.81			ST	a	27-237-5	leaf spring axle
1.4 (HBL310)	06.79 - 02.82			ST	a	27-237-5	->09.1981 leaf spring axle
							a
1.4 (WHBL310)	10.77 - 05.79			ST	a	27-237-5	->09.1981 leaf spring axle



**SUNNY Station Wagon (120Y)**

1.2 (VB 110)	01.70 - 05.73			ST	a	27-237-5	leaf spring axle
120 Y (VLB 210)	05.73 - 10.77			ST	a	27-237-5	











**SUNNY Coupe (140Y,150Y)**







1.2 (KLB 210)	05.73 - 10.77			ST	a	27-237-5	
1.2 (KLB 310)	10.77 - 02.82			ST	a	27-237-5	

**SUNNY Pickup**













1.2 (B 120)	01.70 - 05.73			ST	a	27-237-5	
-------------	---------------	---	---	----	---	----------	--

**SUNNY I (B11) 03.82 - 08.90**





1.3 1.5 1.7 D	03.82 - 09.87 03.82 - 10.86 03.82 - 10.86			ST	a	27-A12-0 	->05.1986
					a	27-A13-0 	->05.1986
						87-468-R	
						89-023-0	
1.5 Turbo (HB 11)	09.82 - 05.86			ST	a	27-A12-0 	
					a	27-A13-0 	
						89-023-0	
				ST	a	27-A11-A =	

						t = turbo a = automatic e = eXtreme  <b>Article No.</b>	<b>i</b>
<b>Nissan</b>							









**SUNNY I Estate (B11) 03.82 - 08.90**

1.3 (B 11)	03.82 - 05.86			ST	a	27-A12-0 ☺					
					a	27-A13-0 ☻					
						89-023-0					
				ST	a	27-A11-A ☐					
1.5 1.7 D	03.82 - 10.86 03.82 - 10.86			ST	a	27-A09-0 ☺	->05.1986				
					a	27-A12-0 ☺	->05.1986				
					a	27-A13-0 ☻	->05.1986				
										87-468-R	
										89-023-0	
				ST	a	27-A11-A ☐	->05.1986				
1.3 Van (B 11) 1.5 Van (B 11)	10.82 - 12.91 10.82 - 12.91			ST	a	27-A12-0 ☺					
					a	27-A13-0 ☻					
										89-023-0	
				ST	a	27-A21-0					





**SUNNY I Coupe (B11) 03.82 - 08.90**






1.3 1.5	04.82 - 09.86 03.82 - 10.86			ST	a	27-A12-0 ☺	->05.1986				
					a	27-A13-0 ☻	->05.1986				
							87-468-R				
										89-023-0	
								ST	a	27-A11-A ☐	->05.1986

**SUNNY II Hatchback (N13) 06.86 - 10.90**



















1.0 1.3 i 1.4	06.86 - 08.91 06.86 - 10.88 10.88 - 08.91			ST	t	27-A24-A ☐☺					
					t	27-A25-A ☐☻					
					a	27-A24-0 ☺					
					a	27-A25-0 ☻					
										89-027-0	
								ST	t	27-A22-A ☐☺	
									t	27-A23-A ☐☻	
									a	27-A22-0 ☺	
				a	27-A23-0 ☻						
1.3 1.4 LX 1.5 1.6 i 1.6 1.6 i 12V 1.6 GTI 16V 1.8 GTI 16V 1.7 D	06.86 - 10.88 01.89 - 08.91 06.86 - 10.88 06.86 - 10.90 06.86 - 10.88 06.86 - 10.90 06.87 - 05.89 01.89 - 06.91 06.86 - 01.91			ST	t	27-A24-A ☐☺					
					t	27-A25-A ☐☻					
					a	27-A24-0 ☺					
					a	27-A25-0 ☻					
										87-468-R	
										89-027-0	
								ST	t	27-A22-A ☐☺	
									t	27-A23-A ☐☻	
									a	27-A22-0 ☺	
									a	27-A23-0 ☻	
						87-466-A					

































**SUNNY II (N13) 06.86 - 10.90**















1.0 1.3 i 1.4 1.6 1.8 GTI	07.86 - 10.91 06.86 - 10.88 10.88 - 10.91 10.88 - 10.91 10.88 - 10.91			ST	t	27-A24-A ☐☺					
					t	27-A25-A ☐☻					
					a	27-A24-0 ☺					
					a	27-A25-0 ☻					
										89-027-0	
								ST	t	27-A22-A ☐☺	
									t	27-A23-A ☐☻	
									a	27-A22-0 ☺	
				a	27-A23-0 ☻						

					t = turbo a = automatic e = eXtreme	<b>i</b>
<b>Article No.</b>						

# Nissan

<b>SUNNY II (N13)</b>		<b>06.86 - 10.90</b>					
1.3	07.86 - 10.91			ST	t	27-A24-A 	
1.4 LX	10.88 - 08.91				t	27-A25-A 	
1.5	06.86 - 10.88				a	27-A24-0 	
1.6 i	06.86 - 10.90				a	27-A25-0 	
1.6	06.86 - 10.88					87-468-R	
1.6 i 12V	10.88 - 06.91					89-027-0	
1.6 GTI 16V	02.87 - 10.88					89-027-0	
1.7 D	06.86 - 05.89			ST	t	27-A22-A 	
					t	27-A23-A 	
					a	27-A22-0 	
					a	27-A23-0 	
						87-466-A	
1.6 i 4X4 (A)	06.86 - 10.90					87-468-R	
						87-466-A	

<b>SUNNY II Estate (B12)</b>		<b>01.86 - 08.90</b>					
1.5	06.86 - 10.88			ST	t	27-A24-A 	
1.6 i	08.86 - 05.89				t	27-A25-A 	
1.6	06.86 - 10.88				a	27-A24-0 	
1.6 i 12V	10.88 - 06.91				a	27-A25-0 	
						87-468-R	
						89-027-0	
				ST	t	27-A22-A 	
					t	27-A23-A 	
					a	27-A22-0 	
					a	27-A23-0 	
						87-466-A	
1.6 i 4X4 (A)	06.86 - 05.89					87-468-R	
1.6 i 12V 4X4	10.88 - 08.90					89-027-0	
						87-466-A	
1.7 D	01.86 - 06.91			ST	t	27-A24-A 	06.1986->
					t	27-A25-A 	06.1986->
					a	27-A24-0 	06.1986->
					a	27-A25-0 	06.1986->
						87-468-R	
						89-027-0	
				ST	t	27-A22-A 	06.1986->
					t	27-A23-A 	06.1986->
					a	27-A22-0 	06.1986->
					a	27-A23-0 	06.1986->
						87-466-A	

<b>SUNNY II Coupe (B12)</b>		<b>06.86 - 08.90</b>					
1.5	06.86 - 10.88			ST	t	27-A24-A 	
1.6 i	06.86 - 05.89				t	27-A25-A 	
1.6	06.86 - 10.88				a	27-A24-0 	
1.6 i 12V	10.88 - 06.91				a	27-A25-0 	
1.6 GTI 16V	05.87 - 05.89					87-468-R	
1.8 GTI 16V	01.89 - 06.91					89-027-0	
				ST	t	27-A22-A 	
					t	27-A23-A 	
					a	27-A22-0 	
					a	27-A23-0 	
						87-466-A	






					t = turbo a = automatic e = eXtreme	
<b>Article No.</b>						
<b>Nissan</b>						

**SUNNY II Coupé (B12) 06.86 - 08.90**

1.6	11.88 - 06.91			ST	t	27-A24-A		
					t	27-A25-A		
					a	27-A24-0		
					a	27-A25-0		
							89-027-0	
							89-027-0	
	10.90 - 10.95			ST	t	27-A22-A		
					t	27-A23-A		
a					27-A22-0			
a					27-A23-0			







































**SUNNY III Hatchback (N14) 10.90 - 10.95**

1.4 16V	10.90 - 10.92			ST	t	32-A91-A			
					t	32-A92-A			
					a	32-A91-0			
					a	32-A92-0			
								89-027-0	
				ST	t	27-A76-A	for vehicles without ABS		
					t	27-A77-A	for vehicles without ABS		
					t	32-A95-A	for vehicles with ABS		
					t	32-A96-A	for vehicles with ABS		
					a	27-A76-0	for vehicles without ABS		
					a	27-A77-0	for vehicles without ABS		
								89-044-0	for vehicles without ABS
1.4 i 16V	10.92 - 05.95			ST	t	32-A91-A			
					t	32-A92-A			
					a	32-A91-0			
					a	32-A92-0			
								87-465-R	
								89-027-0	
				ST	t	27-A76-A	for vehicles without ABS		
					t	27-A77-A	for vehicles without ABS		
					t	32-A95-A	for vehicles with ABS		
					t	32-A96-A	for vehicles with ABS		
					a	27-A76-0	for vehicles without ABS		
					a	27-A77-0	for vehicles without ABS		
						87-463-A			
						89-044-0	for vehicles without ABS		
1.6 16V	10.90 - 10.92			ST	t	32-A91-A			
					t	32-A92-A			
					a	32-A91-0			
					a	32-A92-0			
								89-027-0	
				ST	t	32-A93-A	for vehicles without ABS		
					t	32-A94-A	for vehicles without ABS		
					t	32-A95-A	for vehicles with ABS		
					t	32-A96-A	for vehicles with ABS		
					a	32-A93-0	for vehicles without ABS		
					a	32-A94-0	for vehicles without ABS		
								89-044-0	for vehicles without ABS


















					t = turbo a = automatic e = eXtreme	<b>i</b>
<b>Article No.</b>						






# Nissan

## SUNNY III Hatchback (N14) 10.90 - 10.95















1.6 i 16V, 66 kW 1.6 i 16V, 75 kW	10.92 - 05.95 10.92 - 05.95			ST	t	32-A91-A 		
					t	32-A92-A 		
					a	32-A91-0 		
					a	32-A92-0 		
							87-465-R	
							89-027-0	
				ST	t	32-A93-A 	->10.1993 for vehicles without ABS	
					t	32-A94-A 	->10.1993 for vehicles without ABS	
					t	27-A76-A 	11.1993-> for vehicles without ABS	
					t	27-A77-A 	11.1993-> for vehicles without ABS	
					t	32-A95-A 	for vehicles with ABS	
					t	32-A96-A 	for vehicles with ABS	
					a	32-A93-0 	->10.1993 for vehicles without ABS	
					a	32-A94-0 	->10.1993 for vehicles without ABS	
a	27-A76-0 				11.1993-> for vehicles without ABS			
a	27-A77-0 				11.1993-> for vehicles without ABS			
				87-463-A				
				89-044-0	for vehicles without ABS			
2.0 D	10.90 - 05.95			ST	t	32-A91-A 	for vehicles without ABS	
					t	32-A92-A 	for vehicles without ABS	
					a	32-A91-0 	for vehicles without ABS	
					a	32-A92-0 	for vehicles without ABS	
							89-027-0	
								
				ST	t	27-A76-A 	for vehicles without ABS	
					t	27-A77-A 	for vehicles without ABS	
					a	27-A76-0 	for vehicles without ABS	
					a	27-A77-0 	for vehicles without ABS	
				89-044-0				

## SUNNY III Hatchback (N14) 10.90 - 07.95















1.4 16V 1.4 i 16V, 64 kW	10.90 - 10.92 10.90 - 05.95			ST	t	32-A91-A 		
					t	32-A92-A 		
					a	32-A91-0 		
					a	32-A92-0 		
							89-027-0	
								
				ST	t	27-A76-A 	for vehicles without ABS	
					t	27-A77-A 	for vehicles without ABS	
					t	32-A95-A 	for vehicles with ABS	
					t	32-A96-A 	for vehicles with ABS	
					a	27-A76-0 	for vehicles without ABS	
					a	27-A77-0 	for vehicles without ABS	
							89-044-0	for vehicles without ABS

					t = turbo a = automatic e = eXtreme	<b>i</b>
<b>Article No.</b>						
<b>Nissan</b>						



















**SUNNY III Hatchback (N14) 10.90 - 07.95**






1.4 i 16V, 55 kW	10.92 - 05.95			ST	t	32-A91-A 	
					t	32-A92-A 	
					a	32-A91-0 	
					a	32-A92-0 	
						87-465-R	
			89-027-0				
				ST	t	27-A76-A 	for vehicles without ABS
					t	27-A77-A 	for vehicles without ABS
					t	32-A95-A 	for vehicles with ABS
					t	32-A96-A 	for vehicles with ABS
a	27-A76-0 				for vehicles without ABS		
a	27-A77-0 	for vehicles without ABS					
			87-463-A				
			89-044-0	for vehicles without ABS			







































1.6 16V	10.90 - 10.92			ST	t	32-A91-A 	
					t	32-A92-A 	
					a	32-A91-0 	
					a	32-A92-0 	
						89-027-0	
				ST	t	32-A93-A 	for vehicles without ABS
					t	32-A94-A 	for vehicles without ABS
					t	32-A95-A 	for vehicles with ABS
					t	32-A96-A 	for vehicles with ABS
					a	32-A93-0 	for vehicles without ABS
a	32-A94-0 	for vehicles without ABS					
			89-044-0	for vehicles without ABS			

































1.6 i 16V, 66 kW 1.6 i 16V, 75 kW	10.92 - 05.95 10.92 - 05.95			ST	t	32-A91-A 	
					t	32-A92-A 	
					a	32-A91-0 	
					a	32-A92-0 	
						87-465-R	
						89-027-0	
				ST	t	32-A93-A 	->10.1993 for vehicles without ABS
					t	32-A94-A 	->10.1993 for vehicles without ABS
					t	27-A76-A 	11.1993-> for vehicles without ABS
					t	27-A77-A 	11.1993-> for vehicles without ABS
					t	32-A95-A 	for vehicles with ABS
					t	32-A96-A 	for vehicles with ABS
					a	32-A93-0 	->10.1993 for vehicles without ABS
					a	32-A94-0 	->10.1993 for vehicles without ABS
					a	27-A76-0 	11.1993-> for vehicles without ABS
					a	27-A77-0 	11.1993-> for vehicles without ABS
					87-463-A		
					89-044-0	for vehicles without ABS	

					t = turbo a = automatic e = eXtreme	<b>i</b>
<b>Article No.</b>						
<b>Nissan</b>						

**SUNNY III Hatchback (N14) 10.90 - 07.95**











































1.6 i 16V 4X4	10.92 - 05.95			ST	a	32-A97-A 	
					a	32-A98-A 	
						87-465-R	
				ST	a	27-A78-A 	
					a	27-A79-A 	
						87-463-A	
1.6 i 4x4	02.91 - 09.92			ST	a	32-A97-A 	
					a	32-A98-A 	
						27-A78-A 	
				ST	a	27-A79-A 	
						87-463-A	
2.0 GTI 16V	10.90 - 05.95			ST	t	32-A91-A 	not for equipment variation: GTI-R
					t	32-A92-A 	not for equipment variation: GTI-R
					a	32-A91-0 	not for equipment variation: GTI-R
					a	32-A92-0 	not for equipment variation: GTI-R
				ST	t	32-A95-A 	not for equipment variation: GTI-R
					t	32-A96-A 	not for equipment variation: GTI-R
						89-027-0	
2.0 D	10.90 - 05.95			ST	t	32-A91-A 	for vehicles without ABS
					t	32-A92-A 	for vehicles without ABS
					a	32-A91-0 	for vehicles without ABS
					a	32-A92-0 	for vehicles without ABS
						89-027-0	
				ST	t	27-A76-A 	for vehicles without ABS
					t	27-A77-A 	for vehicles without ABS
					a	27-A76-0 	for vehicles without ABS
					a	27-A77-0 	for vehicles without ABS
						89-044-0	

**SUNNY III (N14) 10.90 - 12.95**








1.4 16V	10.90 - 10.92			ST	t	32-A91-A 	
					t	32-A92-A 	
					a	32-A91-0 	
					a	32-A92-0 	
						89-027-0	
				ST	t	27-A76-A 	for vehicles without ABS
					t	27-A77-A 	for vehicles without ABS
					t	32-A95-A 	for vehicles with ABS
					t	32-A96-A 	for vehicles with ABS
					a	27-A76-0 	for vehicles without ABS
		ST	a	27-A77-0 	for vehicles without ABS		
				89-044-0	for vehicles without ABS		
1.4 i 16V	10.92 - 05.95			ST	t	32-A91-A 	
					t	32-A92-A 	
					a	32-A91-0 	
					a	32-A92-0 	
						87-465-R	
				ST	t	27-A76-A 	for vehicles without ABS
					t	27-A77-A 	for vehicles without ABS
					t	32-A95-A 	for vehicles with ABS
					t	32-A96-A 	for vehicles with ABS
					a	27-A76-0 	for vehicles without ABS
		ST	a	27-A77-0 	for vehicles without ABS		
				87-463-A			
				89-044-0	for vehicles without ABS		










**SUNNY III (N14) 10.90 - 12.95**



















1.6 16V	10.90 - 10.92			ST	t	32-A91-A 	
					t	32-A92-A 	
					a	32-A91-0 	
					a	32-A92-0 	
						89-027-0	
				ST	t	32-A93-A 	for vehicles without ABS
					t	32-A94-A 	for vehicles without ABS
					t	32-A95-A 	for vehicles with ABS
					t	32-A96-A 	for vehicles with ABS
					a	32-A93-0 	for vehicles without ABS
	89-044-0 	for vehicles without ABS					
1.6 i 16V, 66 kW 1.6 i 16V, 75 kW	10.92 - 05.95 10.92 - 05.95			ST	t	32-A91-A 	
					t	32-A92-A 	
					a	32-A91-0 	
					a	32-A92-0 	
						87-465-R	
				ST	t	32-A93-A 	->10.1993 for vehicles without ABS
					t	32-A94-A 	->10.1993 for vehicles without ABS
					t	27-A76-A 	11.1993-> for vehicles without ABS
					t	27-A77-A 	11.1993-> for vehicles without ABS
					t	32-A95-A 	for vehicles with ABS
t	32-A96-A 				for vehicles with ABS		
a	32-A93-0 				->10.1993 for vehicles without ABS		
a	32-A94-0 				->10.1993 for vehicles without ABS		
	89-044-0	for vehicles without ABS					
2.0 D	10.90 - 05.95			ST	t	32-A91-A 	for vehicles without ABS
					t	32-A92-A 	for vehicles without ABS
					a	32-A91-0 	for vehicles without ABS
					a	32-A92-0 	for vehicles without ABS
						89-027-0	
				ST	t	27-A76-A 	for vehicles without ABS
					t	27-A77-A 	for vehicles without ABS
					a	27-A76-0 	for vehicles without ABS
					a	27-A77-0 	for vehicles without ABS
						89-044-0	

**SUNNY III Estate (Y10) 11.90 -**











1.6 16V 2.0 D	06.91 - 10.92 06.91 -			ST	t	32-A91-A 	
					t	32-A92-A 	
					a	32-A91-0 	
				ST	t	27-A80-A =	
						89-027-0	

						t = turbo a = automatic e = eXtreme  <b>Article No.</b>	
Nissan							












**SUNNY III Estate (Y10) 11.90 -**

1.6 i 16V	10.92 -			ST	t	32-A91-A = 			
					t	32-A92-A = 			
					a	32-A91-0 			
		a	32-A92-0 						
									87-465-R
									89-027-0
27-A80-A =									
						87-463-A			
						27-A81-A =			




**TERRANO I (WD21) 07.86 - 02.93**

2.4 i 4WD	10.87 - 02.93			ST	a	46-A13-0 = 	->07.1992
					a	36-C11-0 = 	->07.1992
3.0 i 4WD 2.7 TD 4WD	01.90 - 12.95 02.89 - 02.93					a	46-A13-0 = 
						a	36-C11-0 = 



**TERRANO II (R20) 02.93 -**

2.4 4WD, 85 kW 2.4 4WD, 87 kW 2.4 i 12V 4WD 2.4 i 4WD 2.7 TD 4WD, 74 kW 2.7 TD 4WD, 91 kW 2.7 TDi 4WD	05.96 - 01.02 05.96 - 02.93 - 06.96 02.92 - 01.93 02.93 - 01.02 02.92 - 01.93 05.96 -			ST	a	46-A31-0 = 			
					a	36-C13-0 = 			
					a	36-C13-0 = 			
									a
									a
									a
									a



**TRUCKS**

Clipper (662H, 663H) Clipper (YT, YWT, YHWT 40) Homer 1,25 t (T 641, T 20, F 20) Homer 1,5 t (T 641, T 642, 20)	01.69 - 05.76 01.74 - 12.82 01.68 - 12.81 01.68 - 01.76			ST	a	30-011-A = 	



**URVAN Bus (E23) 07.80 - 11.88**

2.0 2.2 D	03.81 - 03.82 03.81 - 10.86			ST	a	30-017-0	



**URVAN Box (E23) 07.80 - 05.87**







2.0	07.81 - 11.82			ST	a	30-017-0	->03.1982		
2.2 D	07.81 - 11.82						a	30-017-0	
2.3 D	11.82 - 05.87						a	30-017-0	->10.1986





**URVAN Pickup (E23) 03.81 - 10.86**





1.6 (VBLE 23) 1.8 (VNLE 23) 2.0 2.2 D 2.3 D	03.81 - 03.82 04.82 - 10.86 03.81 - 10.86 08.81 - 10.86 04.82 - 10.86			ST	a	30-017-0	





**URVAN Bus (E24) 11.86 -**





2.0	11.86 -			ST	a	30-A09-0			
2.4 i	05.89 -								
2.3 D	11.86 - 12.88							a	30-A05-0
2.5 D	05.89 -								









					t = turbo a = automatic e = eXtreme	 <b>Article No.</b>
<b>Nissan</b>						



<b>URVAN Box (E24) 05.87 -</b>							
2.4 i	11.86 -			ST	a	30-A09-0	
2.0	05.87 -			ST	a	30-A05-0	
2.3 D	01.88 -						
2.5 D	11.86 -						







<b>VANETTE Bus (KC120) 06.81 - 12.87</b>							
1.5	01.83 - 12.87			ST	a	27-C23-0	->06.1987
2.0 D	06.81 - 06.87			ST	a	27-C24-0	->06.1987

<b>VANETTE Bus (C22) 10.86 - 12.95</b>							
2.4 i (SLC22), 74 kW	10.86 - 12.95			ST	a	32-E34-0	
2.4 i (SLC22), 77 kW	10.86 - 12.95			ST	a	27-C99-0	
2.0 D (ULC22), 47 kW	10.86 - 12.95						
2.0 D (ULC22), 49 kW	10.86 - 12.95						

<b>VANETTE Box (C22) 10.86 - 01.95</b>							
2.0 D	07.91 - 01.95			ST	a	32-E34-0	
				ST	a	27-C98-0	leaf spring axle



<b>VANETTE CARGO Box (HC 23) 01.95 -</b>							
1.6 i	01.95 -			ST	a	32-E35-0 	rigid axle
2.0 D	10.92 - 08.94			ST	a	32-E36-0 	rigid axle
2.3 D	01.95 -			ST	a	27-C25-0	rigid axle

<b>VIOLET Kombi (A10)</b>							
160 J (WPL)	08.77 - 08.81			ST	a	30-011-A =	



						t = turbo a = automatic e = eXtreme	<b>i</b>
<b>Article No.</b>							

## Opel





### ASCONA A (81\_, 86\_, 87\_, 88\_) 10.70 - 08.75

1.2 S	04.72 - 08.75			ST	a	27-794-9	
1.6 N, 44 kW	03.75 - 08.75						
1.6 N, 50 kW	10.70 - 02.75						
1.6 S, 55 kW	03.75 - 08.75						
1.6 S, 59 kW	10.70 - 02.75						
1.9 SR, 65 kW	03.75 - 08.75						
1.9 SR, 66 kW	03.71 - 02.75						














### ASCONA A Estate (84\_, 89\_) 10.70 - 08.75

1.6 N, 44 kW	03.75 - 08.75			ST	a	27-794-9	
1.6 N, 50 kW	10.70 - 02.75						
1.6 S, 55 kW	03.75 - 08.75						
1.6 S, 59 kW	10.70 - 02.75						
1.9 SR, 65 kW	03.75 - 08.75						
1.9 SR, 66 kW	10.70 - 02.75						







### ASCONA B (81\_, 86\_, 87\_, 88\_) 09.75 - 08.81






1.2	08.76 - 02.79			ST	a	27-792-9	
1.2 S	09.75 - 02.79						
1.3 N	03.79 - 08.81			ST	a	27-794-9	
1.3 S	08.79 - 08.81						
1.6 N	09.75 - 08.81						
1.6 S	09.75 - 08.81						
1.9 N	08.76 - 08.81						
1.9 S	09.75 - 08.81						
2.0 N	08.77 - 08.81						
2.0 S	08.77 - 08.81						
2.0 D	08.78 - 08.81						

### ASCONA C Hatchback (84\_, 89\_) 09.81 - 08.88







1.3 N	09.81 - 08.88			ST	t	32-118-F ▲=	->08.1984
1.3 S	09.81 - 08.88				t	32-804-F =	09.1984->
1.6, 55 kW	09.81 - 08.88				a	32-118-0	->08.1984
1.6 S	09.81 - 08.88				a	32-804-0	09.1984->
1.8 i	09.82 - 08.88					89-003-0	
1.6 D	03.82 - 08.88					87-023-L	
				ST	t	27-116-P =*	
					a	27-116-0	
					a	27-116-F =●	
1.6 i	09.87 - 08.88			ST	t	32-804-F =	
1.6 i CAT	09.86 - 08.88				a	32-804-0	
1.6, 60 kW	09.86 - 08.88					89-003-0	
1.8	09.87 - 08.88					87-023-L	
1.8 E	01.85 - 08.88						
2.0 i	09.86 - 08.88			ST	t	27-116-P =*	
2.0 i CAT	09.86 - 08.88				a	27-116-0	
2.0 i GT	03.87 - 08.88				a	27-116-F =●	

### ASCONA C (81\_, 86\_, 87\_, 88\_) 09.81 - 10.88

























1.3 N	09.81 - 08.88			ST	t	32-118-F ▲=	->08.1984
1.3 S	09.81 - 08.88				t	32-804-F =	09.1984->
1.6, 55 kW	09.81 - 09.87				a	32-118-0	->08.1984
1.6 S	09.81 - 08.88				a	32-804-0	09.1984->
1.8 i	09.82 - 08.88					89-003-0	
1.6 D	03.82 - 08.88					87-023-L	
				ST	t	27-116-P =*	
					a	27-116-0	
					a	27-116-F =●	

					t = turbo a = automatic e = eXtreme	<b>i</b>
<b>Article No.</b>					<b>Opel</b>	









**ASCONA C (81\_, 86\_, 87\_, 88\_) 09.81 - 10.88**






1.6 i	09.87 - 08.88			ST	t	32-804-F =	
1.6 i CAT	09.86 - 08.88				a	32-804-0	
1.6, 60 kW	09.86 - 08.88			ST	t	89-003-0	
1.8	09.87 - 08.88				a	87-023-L	
1.8 E	01.85 - 08.86			ST	t	27-116-P =*	
2.0 i, 74 kW	08.87 - 08.88				a	27-116-0	
2.0 i, 85 kW	09.86 - 08.88				a	27-116-F =●	
2.0 i CAT	09.86 - 08.88						
2.0 i GT	03.87 - 08.88						

**ASTRA F Hatchback (53\_, 54\_, 58\_, 59\_) 09.91 - 01.98**






























1.4 i	03.92 - 01.98			ST	t	32-A72-A =	
1.4, 55 kW	09.91 - 09.93				a	32-A71-0	
1.4, 60 kW	09.92 - 01.98			ST	t	87-035-R	
1.4 i 16V	01.96 - 01.98				a	87-035-A	
1.6 i, 52 kW	08.94 - 07.96			ST	t	87-035-L	
1.6 i, 55 kW	09.91 - 08.94				a	89-008-0	
1.8 i	09.91 - 01.98			ST	t	27-201-P =*	
2.0 i	09.91 - 01.98				a	27-201-0	
1.7 D, 42 kW	12.91 - 09.92				a	27-201-F =●	
1.7 D, 44 kW	07.92 - 01.98						
1.7 TD	11.94 - 01.98						
1.7 TDS	12.91 - 01.98						
1.4 Si	03.92 - 01.98			ST	t	32-A72-A =	
1.6 i, 55 kW	08.96 - 01.98				a	32-A71-0	
1.6 i	08.94 - 09.98			ST	t	89-008-0	
					a	27-201-P =*	
		a	27-201-0				
		a	27-201-F =●				
1.6 Si	03.92 - 12.94			ST	t	32-A72-A =	
					a	87-035-R	
					a	87-035-A	
					a	87-035-L	
				ST	t	89-008-0	
					a	27-201-P =*	
		a	27-201-F =				
1.6 i 16V	08.94 - 01.98			ST	t	32-A72-A =	
					a	89-008-0	
				ST	t	27-201-P =*	
					a	27-201-F =	
1.8 i 16V, 85 kW	09.94 - 01.98			ST	t	32-A72-A =	
1.8 i 16V, 92 kW	06.93 - 08.94				a	87-035-R	
2.0 i 16V	02.95 - 01.98				a	87-035-A	
2.0 GSI 16V	09.91 - 01.98				a	87-035-L	
				ST	t	89-008-0	
					a	27-024-A =	

**ASTRA F (56\_, 57\_) 09.91 - 09.98**















1.4 i	09.91 - 09.98			ST	t	32-A72-A =	
1.4, 55 kW	09.91 - 09.93				a	32-A71-0	
1.4 i 16V	02.96 - 09.98			ST	t	87-035-R	
					a	87-035-A	
				ST	t	87-035-L	
					a	89-008-0	
				ST	t	27-201-P =*	
					a	27-201-0	
					a	27-201-F =●	

					t = turbo a = automatic e = eXtreme	<b>i</b>
<b>Article No.</b>						
<b>Opel</b>						

**ASTRA F (56\_, 57\_) 09.91 - 09.98**

1.4 Si	03.92 - 09.98			ST	t	32-A72-A =			
					a	32-A71-0			
1.4, 60 kW	09.92 - 09.98					89-008-0			
1.6 i, 52 kW	08.94 - 07.96								
1.6 i, 55 kW	08.96 - 09.98			ST	t	27-201-P =*			
1.6 i	08.94 - 09.98				a	27-201-0			
1.7 TDS	03.92 - 09.98				a	27-201-F =●			
1.6 i, 55 kW	03.92 - 08.94			ST	t	32-A72-A =			
1.6 Si	05.92 - 12.94				a	32-A71-0			
1.8 i	03.92 - 09.98					87-035-R			
2.0 i	03.92 - 09.98					87-035-A			
1.7 D, 42 kW	03.92 - 09.92					87-035-L			
1.7 D, 44 kW	07.92 - 09.98					89-008-0			
1.7 TD	11.94 - 09.98			ST	t	27-201-P =*			
					a	27-201-0			
					a	27-201-F =●			
1.6 i	08.94 - 09.98			ST	t	32-A72-A =			
1.6 i 16V							89-008-0		
					ST	t	27-201-P =*		
		a				27-201-F =			
1.8 i	01.96 - 12.99			ST	t	32-A72-A =			
1.8 i 16V, 85 kW	11.94 - 09.98							87-035-R	
1.8 i 16V, 92 kW	06.93 - 10.94					87-035-A			
						87-035-L			
						89-008-0			
				ST	t	27-024-A =			
2.0 i 16V	02.95 - 09.98			ST	t	32-A72-A =			
								87-035-R	
									87-035-A
						87-035-L			
						89-008-0			
				ST	t	27-024-A =			

**ASTRA F Estate (51\_, 52\_) 09.91 - 01.98**

1.4 i	09.91 - 01.98			ST	t	32-A72-A =					
					a	32-A71-0					
1.4, 55 kW	09.91 - 09.93					87-035-R					
1.4, 60 kW	09.92 - 01.98					87-035-A					
1.4 i 16V	02.96 - 01.98					87-035-L					
1.6 i, 55 kW	09.91 - 08.94					89-008-0					
1.8 i	09.91 - 01.98				ST	a	32-D42-F =				
1.8 i 16V, 85 kW	07.94 - 01.98										
1.8 i 16V, 92 kW	06.93 - 01.98										
2.0 i	09.91 - 07.94										
2.0 i 16V, 100 kW	02.95 - 01.98										
2.0 i 16V, 110 kW	03.93 - 01.98										
1.7 D, 42 kW	12.91 - 09.92										
1.7 D, 44 kW	07.92 - 01.98										
1.7 TD	11.94 - 01.98										
1.4 Si	03.92 - 01.98								ST	t	32-A72-A =
1.6 i, 52 kW	08.94 - 07.96	a	32-A71-0								
1.6 i, 55 kW	08.96 - 01.98					89-008-0					
1.6 Si	03.92 - 12.94				ST	a	32-D42-F =				
1.6 i 16V	08.94 - 01.98										
1.7 TDS	12.91 - 01.98										

	<p>t = turbo a = automatic e = eXtreme</p>	<p><b>i</b></p>	<p><b>Article No.</b></p>
Opel			

**ASTRA F Convertible (53\_B) 03.93 - 03.01**

1.4 Si 1.4 i 16V 1.6 i, 55 kW 1.8 i 16V 2.0 i	05.93 - 03.01 01.96 - 03.01 01.96 - 03.01 11.94 - 03.01 03.93 - 10.94			ST	t	32-A72-A =	
						87-035-R	
						87-035-A 87-035-L	
						89-008-0	
1.6 i, 52 kW	03.93 - 08.96			ST	t	32-A72-A =	
						89-008-0	
						27-024-A =	

**ASTRA F Box (55\_) 10.91 - 01.99**

1.4 i 1.6 i, 55 kW 1.6 i, 52 kW 1.7 D, 42 kW 1.7 D, 44 kW 1.7 TD	10.91 - 01.99 10.91 - 04.93 02.93 - 07.96 12.91 - 09.92 07.92 - 01.99 08.94 - 01.99			ST	t	32-A72-A =	Equipment Variation: ASTRAMAX	
						a	32-A71-0	Equipment Variation: ASTRAMAX
							89-003-0	Equipment Variation: ASTRAMAX

**ASTRA F CLASSIC Estate 01.98 -**






1.6 i 1.6 i 16V	01.98 - 01.98 -			ST	t	32-A72-A =	->03.1998	
						a	32-A71-0	->03.1998
							89-008-0	->03.1998
								ST

**ASTRA G Hatchback (F48\_, F08\_) 02.98 -**











1.2 16V, 48 kW 1.2 16V, 55 kW 1.4 16V 1.6, 55 kW 1.6, 62 kW 1.8 16V, 92 kW 1.7 TD	02.98 - 09.00 09.00 - 02.98 - 02.98 - 09.00 09.00 - 09.00 - 02.98 - 08.00			ST	t	32-F42-F =								
						t	32-F43-F =							
						a	32-F42-A =							
						a	32-F43-A =							
							89-041-0							
								ST	t	27-D56-F =				
						a	27-D56-A =							
						1.6 16V 1.8 16V, 85 kW 2.0 16V 1.7 DTI 16V 2.0 DI 2.0 DTI 16V	02.98 - 02.98 - 09.00 02.98 - 02.00 - 02.98 - 08.99 -			ST	t	32-F42-F =	not for equipment variation: Sport	
												t	32-F43-F =	not for equipment variation: Sport
												t	32-F44-F =	Equipment Variation: Sport
t	32-F45-F =	Equipment Variation: Sport												
a	32-F42-A =	not for equipment variation: Sport												
a	32-F43-A =	not for equipment variation: Sport												
	89-041-0													
		ST	t	27-D56-F =										
a	27-D56-A =													
2.0 16V OPC	11.99 -			ST	t	27-D56-F =								
						a	27-D56-A =							



















**ASTRA G (F69\_) 09.98 -**








1.2 16V, 48 kW 1.2 16V, 55 kW 1.4 16V 1.6, 55 kW 1.6, 62 kW 1.8 16V, 92 kW 1.7 TD	09.98 - 09.00 09.00 - 09.98 - 09.98 - 09.00 09.00 - 09.00 - 09.98 - 08.00			ST	t	32-F42-F =					
						t	32-F43-F =				
						a	32-F42-A =				
						a	32-F43-A =				
							89-041-0				
								ST	t	27-D56-F =	
						a	27-D56-A =				








					t = turbo a = automatic e = eXtreme	<b>i</b>
<b>Article No.</b>						









## Opel

<b>ASTRA G (F69_)</b>		<b>09.98 -</b>				
1.6 16V 1.8 16V, 85 kW 2.0 16V 1.7 DTI 16V 2.0 DI 2.0 DTI 16V	09.98 - 09.98 - 09.00 09.98 - 02.00 - 09.98 - 08.99 -	      	ST       ST	t t t t a a  t a	32-F42-F  32-F43-F  32-F44-F  32-F45-F  32-F42-A  32-F43-A  89-041-0 27-D56-F = 27-D56-A =	not for equipment variation: Sport not for equipment variation: Sport Equipment Variation: Sport Equipment Variation: Sport not for equipment variation: Sport not for equipment variation: Sport






<b>ASTRA G Estate (F35_)</b>		<b>02.98 -</b>				
1.2 16V, 48 kW 1.2 16V, 55 kW 1.4 16V 1.6, 55 kW 1.6, 62 kW 1.7 TD	02.98 - 09.00 09.00 - 06.98 - 02.98 - 09.00 09.00 - 02.98 - 08.00	             	ST       ST     ST	t t a a  t a e  t a e  t a e	32-F42-F  32-F43-F  32-F42-A  32-F43-A  89-041-0 27-D55-F = 27-D55-A = 60-A26-0   62-A26-0 (x1) 32-F42-F  32-F43-F  32-F44-F  32-F45-F  32-F42-A  32-F43-A  89-041-0 27-D55-F = 27-D55-A = 60-A26-0   62-A26-0 (x1)	Replace in pairs only Conversion requires Roadworthy Test. Use retrofit kit when retrofitting to NIVOMAT! Conversion requires Roadworthy Test. Required when retrofitting to NIVOMAT! not for equipment variation: Sport not for equipment variation: Sport Equipment Variation: Sport Equipment Variation: Sport not for equipment variation: Sport not for equipment variation: Sport not for equipment variation: Sport not for equipment variation: Sport Replace in pairs only Conversion requires Roadworthy Test. Use retrofit kit when retrofitting to NIVOMAT! Conversion requires Roadworthy Test. Required when retrofitting to NIVOMAT!

<b>ASTRA G Coupe (F07_)</b>		<b>03.00 -</b>				
1.8 16V, 85 kW 1.8 16V, 92 kW 2.0 16V Turbo	03.00 - 10.00 09.00 - 09.00 -	    	ST  ST	t t a a	32-F42-F  32-F43-F  32-F42-A  32-F43-A 	
































<b>ASTRA G Convertible</b>		<b>03.01 -</b>				
1.6 16V 1.8 16V	03.01 - 03.01 -	    	ST  ST	t t a a  t a	32-F42-F  32-F43-F  32-F42-A  32-F43-A  27-D56-F = 27-D56-A =	->Chass. 1B999999 ->Chass. 1B999999 ->Chass. 1B999999 ->Chass. 1B999999

<b>ASTRA G Box (F70)</b>		<b>01.99 -</b>				
1.6 1.7 TD 2.0 DI	01.99 - 09.00 01.99 - 01.99 -	      	ST    ST	t t a a  t a	32-F42-F  32-F43-F  32-F42-A  32-F43-A  89-041-0 27-D56-F = 27-D56-A =	











					t = turbo a = automatic e = eXtreme	<b>i</b>
<b>Article No.</b>						
<b>Opel</b>						




**CALIBRA A (85\_) 06.90 - 07.97**

2.0 i 2.0 i 4X4	06.90 - 07.97				ST	a	32-597-F =		
	06.90 - 07.97								87-584-A
									87-034-R   87-034-A  87-034-L
									89-003-0
						ST	a		27-814-F =
2.0 i 16V, 100 kW 2.0 i 16V 4X4, 100 kW 2.0 i 16V, 110 kW 2.0 i 16V 4X4, 110 kW 2.0 i Turbo 4X4	02.94 - 07.97				ST	a	32-597-F =		
	02.94 - 07.97								87-584-A
	06.90 - 02.94								87-034-R   87-034-A  87-034-L
	06.90 - 02.94								89-003-0
	03.92 - 07.97					ST	a		27-814-F =
2.5 i V6	04.93 - 07.97				ST	a	32-597-F =		
									89-003-0
						ST	a		27-814-F =









**CAMPO (TF\_) 08.91 -**

2.3 4X4 (TFS16), 69 kW 2.3 4X4 (TFS16), 72 kW 2.2 D 4X4 (TFS52) 2.5 D 4X4 (TFS54) 2.5 TD 4X4 (TFS54) 3.1 TD 4X4 (TFS69)	08.91 - 08.94				ST	a	30-069-A =		
	08.94 - 09.96								46-A18-0 =
	08.91 - 09.96								
	08.91 - 06.94								
	07.94 -								
	12.92 -								









**COMMODORE A 08.67 - 01.72**

2.5, 85 kW 2.5, 88 kW 2.5 GS 2.5 GS/E 2.8 GS	08.67 - 08.69 08.69 - 01.72 08.67 - 01.72 08.69 - 01.72 05.70 - 01.72				ST	a	27-444-0	
--	---	---	---	---	----	---	----------	--









**COMMODORE B 01.72 - 07.78**







2.5 2.5 GS 2.8 GS, 103 kW 2.8 GS, 104 kW 2.8 GS/E, 114 kW 2.8 GS/E, 118 kW	01.72 - 07.78				ST	a	27-444-0		
	01.72 - 08.75								27-440-0
	03.75 - 07.78								
	01.72 - 07.78								
	03.75 - 07.78								
	07.72 - 02.75								

**COMMODORE B Coupe 01.72 - 07.78**

2.5 2.5 GS 2.8 GS, 103 kW 2.8 GS, 104 kW 2.8 GS/E, 114 kW 2.8 GS/E, 118 kW	01.72 - 07.78				ST	a	27-444-0		
	01.72 - 08.75								27-440-0
	03.75 - 07.78								
	12.72 - 07.78								
	03.75 - 07.78								
	07.72 - 02.75								







**COMMODORE C (14\_, 19\_) 08.78 - 12.82**

2.5 S 2.5 E	08.78 - 12.82				ST	t	32-803-F =		
	05.81 - 12.82						a		32-803-0
									89-008-0
						ST	a		27-440-0












						t = turbo a = automatic e = eXtreme  <b>Article No.</b>	<b>i</b>
---	---	---	---	---	---	---	----------

## Opel























### COMMODORE C Estate (61) 12.80 - 12.82

2.5 S 2.5 E	12.80 - 12.82			ST	t	32-803-F =	
	12.80 - 12.82			a	32-803-0		
				89-008-0			
					ST	a	32-891-0


















### COMBO (71\_) 07.94 - 10.01

1.2 1.4, 44 kW 1.4, 60 kW 1.7 D	07.94 - 10.01			ST	t	27-683-F =	
	07.94 - 10.01			a	27-683-0	->12.1994	
	07.94 - 10.01		89-003-0				
	07.94 - 10.01			ST	a	30-006-0	
1.4 i	04.96 -			ST	t	27-683-F =	
				89-003-0			
				ST	a	30-006-0	

### CORSA A Hatchback (93\_, 94\_, 98\_, 99\_) 09.82 - 03.93

1.0 1.2 1.2 i 1.3 1.3 i 1.3 S 1.4 i, 44 kW 1.4 S 1.4 Si 1.5 D 1.5 TD	09.82 - 03.93			ST	t	27-683-F =	
	01.85 - 10.89			a	27-683-0		
	09.89 - 03.93		87-396-A				
	09.85 - 10.89		89-003-0				
1.4 i, 44 kW 1.4 S 1.4 Si 1.5 D 1.5 TD	09.82 - 10.89			ST	t	27-401-F =	
				a	27-401-0		
		01.90 - 03.93		ST	t	27-683-F =	
		09.91 - 03.93		89-003-0			
1.2 N 1.2 S 1.4 i, 40 kW	01.90 - 03.93			ST	t	27-683-F =	
				a	27-683-0		
		09.82 - 02.90		89-003-0			
		01.85 - 03.93			ST	t	27-401-F =
1.6 GSI, 72 kW 1.6 GSI, 74 kW 1.6 GSI CAT	09.89 - 03.93			ST	t	27-683-F =	
				87-396-A			
		05.88 - 03.92		89-003-0			
		02.92 - 03.93			ST	t	27-401-F =

### CORSA A Saloon (91\_, 92\_, 96\_, 97\_) 09.82 - 03.93

1.0 1.2 i 1.3 1.3 S 1.4 i 1.4 S 1.5 D 1.5 TD	09.82 - 09.92			ST	t	27-683-F =	
	09.89 - 03.93			a	27-683-0		
	09.85 - 10.87		87-396-A				
	09.82 - 10.87		89-003-0				
1.4 i 1.4 S 1.5 D 1.5 TD	10.89 - 03.93			ST	t	27-401-F =	
				a	27-401-0		
		09.89 - 03.93		ST	t	27-683-F =	
		10.87 - 11.92		89-003-0			
1.2 N 1.2 S, 40 kW 1.2 S, 43 kW	01.85 - 10.87			ST	t	27-683-F =	
				a	27-683-0		
		09.82 - 03.93		89-003-0			
		09.82 - 10.87			ST	t	27-401-F =
				a	27-401-0		

					t = turbo a = automatic e = eXtreme	<b>i</b>	<b>Article No.</b>	<b>Opel</b>
--	--	--	--	--	---	----------	--------------------	-------------

**CORSA A Box 02.86 - 09.94**

1.0	02.86 - 04.89					87-396-A	
1.2, 33 kW	02.86 - 04.89						
1.2, 40 kW	02.86 - 04.89						
1.3, 44 kW	02.86 - 04.89						
1.3, 51 kW	02.86 - 04.89						
1.5 D	06.87 - 04.89						

**CORSA B (73\_, 78\_, 79\_) 03.93 - 09.00**

1.0 i 12V	11.96 - 09.00			ST	t	27-683-F =	
1.4 i, Super unleaded (95)	11.96 - 02.98					87-395-A	
1.6 i 16V	09.94 - 09.00					89-003-0	
1.7 D	02.96 - 09.00			ST	t	27-401-F =	
1.0 i	03.93 - 12.94			ST	t	27-683-F =	
					a	27-683-0	->12.1994
						89-003-0	
				ST	t	27-401-F =	
					a	27-401-0	
1.2 i, without catalyst	03.93 - 09.00			ST	t	27-683-F =	
					a	27-683-0	->12.1994
1.2 i, with 3 way catalyst	03.93 - 09.00						
1.4 i, petrol	03.93 - 09.00					87-395-A	
1.4 Si	03.93 - 09.00					89-003-0	
1.4 i 16V	09.94 - 09.00						
1.5 D	03.93 - 09.00			ST	t	27-401-F =	
1.5 TD	03.93 - 09.00				a	27-401-0	->12.1994
1.2 i 16V	03.98 - 09.00			ST	t	27-683-F =	
						89-003-0	
							ST
1.6 GSI 16V	03.93 - 09.00			ST	t	27-683-F =	
						87-395-A	09.1994->
						89-003-0	
							ST

**CORSA B Box (73\_) 08.99 - 09.00**







1.4 i	08.99 - 09.00			ST	t	27-683-F =	
1.5 D	12.95 -					89-003-0	
1.7 D	08.99 - 09.00			ST	a	30-006-0	
1.5 D	07.94 - 12.94			ST	t	27-683-F =	
					a	27-683-0	
						89-003-0	
							ST

**FRONTERA A Open Off-Road Vehicle (5\_SUD2) 03.92 - 10.98**

2.0 i (52SUD2, 55SUD2)	03.92 - 10.98			ST	a	46-A19-0 =				
							ST	a	46-A20-0 =	->03.1995
							a	32-F80-A =	04.1995->	
2.5 TDS	09.96 - 10.98			ST	a	46-A19-0 =				
2.8 TD (53SUD2)	03.95 - 08.96			ST	a	32-F80-A =				




**FRONTERA A (5\_MWL4) 03.92 - 10.98**

2.2 i (54MWL4)	03.95 - 10.98			ST	a	46-A19-0 =	
2.5 TDS	09.96 - 10.98						
2.8 TD (5BMWL4)	03.95 - 10.98			ST	a	32-F80-A =	
2.4 i (53MWL4)	03.92 - 10.98			ST	a	46-A19-0 =	->03.1995
2.3 TD (5JMWL4)	03.92 - 10.98			ST	a	46-A20-0 =	->03.1995



						t = turbo a = automatic e = eXtreme	<b>i</b>
<b>Article No.</b>							

## Opel



### KADETT C Hatchback 08.73 - 07.79

1.0	05.75 - 07.79		$\frac{1}{\circ}$	ST	a	27-589-1	07.1975->
1.2, 38 kW	05.75 - 04.77						
1.2 S	08.73 - 07.79		$\frac{1}{\circ}$	ST	a	27-590-0	07.1975->
1.2, 40 kW	07.76 - 07.79						
1.6 S	05.77 - 07.79		$\frac{1}{\circ}$	ST	a	27-589-1	
						27-590-0	



### KADETT C 08.73 - 07.79

Aero	09.73 - 08.79		$\frac{1}{\circ}$	ST	a	27-589-1	
1.0	01.74 - 07.79						
1.2, 38 kW	08.73 - 04.77		$\frac{1}{\circ}$	ST	a	27-591-9	
1.2, 40 kW	08.73 - 07.79						
1.2 S	08.73 - 07.79						
1.6 S	05.77 - 07.79						







### KADETT C Estate 08.73 - 07.79

1.0	01.74 - 07.79		$\frac{1}{\circ}$	ST	a	27-589-1	
1.2, 38 kW	08.73 - 04.77						
1.2, 40 kW	08.73 - 07.79		$\frac{1}{\circ}$	ST	a	27-590-0	
1.2 S	08.73 - 07.79						
1.6 S	05.77 - 07.79						




### KADETT C Coupe 08.73 - 07.79






1.0	01.74 - 07.79		$\frac{1}{\circ}$	ST	a	27-589-1	
1.2, 38 kW	08.73 - 04.77						
1.2, 40 kW	08.73 - 07.79		$\frac{1}{\circ}$	ST	a	27-591-9	
1.2 S	08.73 - 07.79						
1.6 S	05.77 - 07.79						

### KADETT D (31\_-34\_, 41\_-44\_) 08.79 - 08.84





















1.2, 39 kW	08.79 - 07.82		$\frac{1}{\circ}$	ST	t	32-873-F =	
1.2, 40 kW	08.82 - 08.84				a	32-578-1	
1.2 S	08.79 - 08.84		$\frac{1}{\circ}$			89-003-0	
1.3 N	08.79 - 08.84						
1.3 S	08.79 - 08.84		$\frac{1}{\circ}$	ST	t	27-116-P =*	
1.6 S	09.81 - 08.84				a	27-116-0	
1.6 D	03.82 - 08.84				a	27-116-F =●	
1.8 GT/E	02.83 - 08.84		$\frac{1}{\circ}$	ST	t	32-873-F =	
					a	32-578-1	
			$\frac{1}{\circ}$			89-003-0	
			$\frac{1}{\circ}$	ST	t	27-116-P =*	
					a	27-116-F =	






### KADETT D Estate (35\_, 36\_, 45\_, 46\_) 08.79 - 08.84

1.2	08.79 - 07.82		$\frac{1}{\circ}$	ST	t	32-873-F =	
1.2 S	08.79 - 08.84				a	32-578-1	
1.3 N	08.79 - 08.84		$\frac{1}{\circ}$			89-003-0	
1.3 S	08.79 - 08.84						
1.6 S	09.81 - 08.84		$\frac{1}{\circ}$	ST	t	27-815-F =	
1.6 D	03.82 - 08.84				a	27-815-1	

					t = turbo a = automatic e = eXtreme	<b>i</b>	Article No.
Opel							






**KADETT E Hatchback (33\_, 34\_, 43\_, 44\_) 09.84 - 08.91**

1.2 1.3 N 1.3 i CAT 1.3 S 1.4 i 1.4 S 1.6 i 1.6 i CAT	09.84 - 07.86			ST	t	32-873-F =		
	09.84 - 08.91				a	32-578-1		
	09.85 - 08.91						87-032-A	with integrated ball bearing
	09.84 - 08.87		89-003-0					
	01.90 - 08.91			ST		t	27-116-P =*	->Chass. J2791967 ->Chass. J5273427
	01.90 - 08.91					t	27-201-P =*	Chass. J2791968-> Chass. J5273428->
	09.86 - 08.91				a	27-116-0	->Chass. J2791967 ->Chass. J5273427	
09.86 - 08.91	a				27-116-F =●	->Chass. J2791967 ->Chass. J5273427		
09.86 - 08.91	a				27-201-0	Chass. J2791968-> Chass. J5273428->		
09.86 - 08.91	a	27-201-F =●	Chass. J2791968-> Chass. J5273428->					
1.6 S, 60 kW 1.6 S, 66 kW 1.8 i 1.6 D 1.7 D	09.86 - 08.91			ST	t	32-873-F =		
	09.84 - 08.86				a	32-578-1		
	06.85 - 08.91						87-033-A	with integrated ball bearing
	09.84 - 01.89		89-003-0					
	02.89 - 08.91			ST		t	27-116-P =*	->Chass. J2791967 ->Chass. J5273427
	02.89 - 08.91					t	27-201-P =*	Chass. J2791968-> Chass. J5273428->
	02.89 - 08.91				a	27-116-0	->Chass. J2791967 ->Chass. J5273427	
02.89 - 08.91	a				27-116-F =●	->Chass. J2791967 ->Chass. J5273427		
02.89 - 08.91	a				27-201-0	Chass. J2791968-> Chass. J5273428->		
02.89 - 08.91	a	27-201-F =●	Chass. J2791968-> Chass. J5273428->					
1.8 S	09.87 - 08.91			ST	t	32-873-F =		
					a	32-578-1		
						89-003-0		
				ST	t	27-116-P =*	->Chass. J2791967 ->Chass. J5273427	
					t	27-201-P =*	Chass. J2791968-> Chass. J5273428->	
					a	27-116-0	->Chass. J2791967 ->Chass. J5273427	
					a	27-116-F =●	->Chass. J2791967 ->Chass. J5273427	
		ST	a	27-201-0	Chass. J2791968-> Chass. J5273428->			
			a	27-201-F =●	Chass. J2791968-> Chass. J5273428->			
1.8 E 1.8 GSI 1.8 E, GSI 2.0 GSI, 85 kW 2.0 GSI CAT 2.0 GSI, 95 kW 2.0 GSI 16V, 110 kW 2.0 GSI 16V CAT 2.0 GSI 16V, 115 kW	10.85 - 08.86			ST	t	32-873-F =		
	09.84 - 08.86					89-003-0		
	08.88 - 12.91			ST	t	27-116-P =*	->Chass. J2791967 ->Chass. J5273427	
	09.86 - 08.91				t	27-024-A =	Chass. J2791968-> Chass. J5273428->	
	09.86 - 08.91				a	27-116-F =	->Chass. J2791967 ->Chass. J5273427	
	09.86 - 08.91							
	03.88 - 08.91							
	03.88 - 08.91							
















					t = turbo a = automatic e = eXtreme	<b>i</b>
<b>Article No.</b>						

## Opel

### KADETT E Hatchback (33\_, 34\_, 43\_, 44\_) 09.84 - 08.91

1.5 TD	07.88 - 08.91			ST	t	32-873-F =	02.1989->
					a	32-578-1	02.1989->
						89-003-0	
				ST	t	27-201-P =*	02.1989->
					a	27-201-0	02.1989->
					a	27-201-F =●	02.1989->

### KADETT E (39\_, 49\_) 09.84 - 08.91

1.2 1.3 N 1.3 i CAT 1.3 S 1.4 i 1.4 S 1.6 i 1.6 i CAT	09.84 - 07.86 09.84 - 08.89 09.85 - 08.91 09.84 - 08.87 01.90 - 08.91 01.90 - 08.91 09.86 - 08.91 09.86 - 08.91			ST	t	32-873-F =	
					a	32-578-1	
						87-032-A	with integrated ball bearing
				ST	t	27-116-P =*	->Chass. J2791967 ->Chass. J5273427
					t	27-201-P =*	Chass. J2791968-> Chass. J5273428->
					a	27-116-0	->Chass. J2791967 ->Chass. J5273427
					a	27-116-F =●	->Chass. J2791967 ->Chass. J5273427
					a	27-201-0	Chass. J2791968-> Chass. J5273428->
					a	27-201-F =●	Chass. J2791968-> Chass. J5273428->
					a	27-201-F =●	Chass. J2791968-> Chass. J5273428->
1.6 S, 60 kW 1.6 S, 66 kW 1.8 i, 66 kW 1.8 i, 74 kW 1.6 D 1.7 D	09.86 - 08.91 09.84 - 08.86 09.90 - 08.91 10.85 - 08.86 09.84 - 01.89 02.89 - 08.91			ST	t	32-873-F =	
					a	32-578-1	
						87-033-A	with integrated ball bearing
				ST	t	27-116-P =*	->Chass. J2791967 ->Chass. J5273427
					t	27-201-P =*	Chass. J2791968-> Chass. J5273428->
					a	27-116-0	->Chass. J2791967 ->Chass. J5273427
					a	27-116-F =●	->Chass. J2791967 ->Chass. J5273427
					a	27-201-0	Chass. J2791968-> Chass. J5273428->
					a	27-201-F =●	Chass. J2791968-> Chass. J5273428->
					a	27-201-F =●	Chass. J2791968-> Chass. J5273428->
1.8 S 1.8 1.8 i, 85 kW	09.87 - 08.91 09.87 - 08.90 09.84 - 08.86			ST	t	32-873-F =	
					a	32-578-1	
						89-003-0	
				ST	t	27-116-P =*	->Chass. J2791967 ->Chass. J5273427
					t	27-201-P =*	Chass. J2791968-> Chass. J5273428->
					a	27-116-0	->Chass. J2791967 ->Chass. J5273427
					a	27-116-F =●	->Chass. J2791967 ->Chass. J5273427
					a	27-201-0	Chass. J2791968-> Chass. J5273428->
a	27-201-F =●	Chass. J2791968-> Chass. J5273428->					

					t = turbo a = automatic e = eXtreme	<b>i</b>
<b>Article No.</b>						
<b>Opel</b>						

**KADETT E (39\_, 49\_) 09.84 - 08.91**

2.0 i 2.0 i CAT	03.87 - 08.91 03.87 - 08.91			ST	t	32-873-F =	
					a	89-003-0	
				ST	t	27-116-P =*	->Chass. J2791967 ->Chass. J5273427
					a	27-024-A =	Chass. J2791968-> Chass. J5273428->
1.5 TD	07.88 - 08.91			ST	t	32-873-F =	02.1989->
					a	32-578-1	02.1989->
				ST	t	27-201-P =*	02.1989->
					a	27-201-0	02.1989->
a	27-201-F =●	02.1989->					

**KADETT E Estate (35\_, 36\_, 45\_, 46\_) 09.84 - 08.91**











1.2	09.84 - 07.86			ST	t	32-873-F =	
					a	32-578-1	
1.3 N	09.84 - 08.91					87-032-A	with integrated ball bearing
1.3 i CAT	09.85 - 08.91						
1.3 S	09.84 - 08.87					89-003-0	
1.4 i	01.90 - 08.91						
1.4 S	01.90 - 08.91			ST	t	27-815-F =	
1.6 i	09.86 - 08.91				a	27-815-1	
1.6 i CAT	09.86 - 08.91						
1.6	09.86 - 08.91						
1.6 S	09.84 - 08.86			ST	t	32-873-F =	
1.8 i, 66 kW	06.85 - 08.91				a	32-578-1	
2.0 i	09.87 - 08.91					87-033-A	with integrated ball bearing
2.0 i CAT	09.87 - 08.91						
1.6 D	09.84 - 01.89					89-003-0	
1.7 D	02.89 - 08.91						
1.8 S	09.87 - 08.91			ST	t	32-873-F =	
					a	32-578-1	
1.8 E	10.85 - 08.86					89-003-0	
1.8 i, 85 kW	09.84 - 08.86						
1.8 S	09.87 - 08.91			ST	t	27-815-F =	
					a	27-815-1	

**KADETT E Convertible (43B\_) 10.86 - 02.93**

1.3 S	03.87 - 02.93					87-032-A	with integrated ball bearing
1.6 i, 55 kW	10.86 - 02.93						
1.6 i CAT	10.87 - 02.93						
1.6 i, 60 kW	07.89 - 02.93						
2.0 i 2.0 i CAT	10.86 - 02.93 10.86 - 02.93			ST	t	32-873-F =	
					a	32-578-1	
				ST	t	27-201-P =*	
					a	27-201-0	
a	27-201-F =●						











**KADETT E Box (38\_, 48\_) 01.86 - 07.94**

1.2	09.85 - 12.91			ST	t	32-873-F =	
					a	32-578-1	
							89-003-0
1.3 N	01.86 - 12.89			ST	a	30-006-0	
1.3 S	01.86 - 12.89				t	32-873-F =	
					a	32-578-1	
1.6	09.86 - 12.91					87-032-A	with integrated ball bearing
1.6	09.86 - 12.91					89-003-0	
1.6	09.86 - 12.91			ST	a	30-006-0	



									
						t = turbo a = automatic e = eXtreme	<b>Article No.</b>		

# Opel





## KADETT E Box (38\_, 48\_) 01.86 - 07.94

1.6 D	01.86 - 12.89			ST	t	32-873-F =	09.1986->
					a	32-578-1	09.1986->
						87-033-A	with integrated ball bearing
						89-003-0	
1.7 D	01.89 - 07.94			ST	t	32-873-F =	->12.1991
					a	32-578-1	->12.1991
						87-033-A	->08.1991 with integrated ball bearing
						89-003-0	
				ST	a	30-006-0	->12.1991





## MANTA A (58\_, 59\_) 09.70 - 08.75

1.2	04.72 - 08.75			ST	a	27-794-9	
1.6, 44 kW	02.75 - 08.75						
1.6, 50 kW	09.70 - 08.75						
1.6, 55 kW	02.75 - 08.75						
1.6 S	09.70 - 08.75						
1.9 S, 65 kW	09.70 - 08.75						
1.9 S, 66 kW	09.70 - 08.75						





## MANTA B (58\_, 59\_) 09.75 - 08.88

1.2 N	08.76 - 07.83			ST	a	27-792-9	
1.2 S	09.75 - 02.79						
1.3 N	03.79 - 12.80			ST	a	27-794-9	
1.3 S	08.81 - 08.86						
1.6 N	09.75 - 12.80						
1.6 S	09.75 - 12.81						
1.8 S	07.82 - 08.87						
1.9 N	08.76 - 12.81						
1.9 S	09.75 - 12.80						
1.9 E	09.75 - 08.77						
2.0	08.77 - 12.80						
2.0 S	08.77 - 08.84						
2.0 E	08.77 - 08.88						






## MANTA B Coupe (53\_, 55\_) 09.75 - 08.88

1.3 N	03.79 - 12.80			ST	a	27-792-9	
1.3 S	08.79 - 08.86						
1.6 N	09.75 - 12.80			ST	a	27-794-9	
1.8 S	07.82 - 08.87						
1.9 N	08.76 - 12.81						
2.0	08.77 - 12.80						
2.0 S	08.77 - 08.84						
2.0 E	08.77 - 08.88						

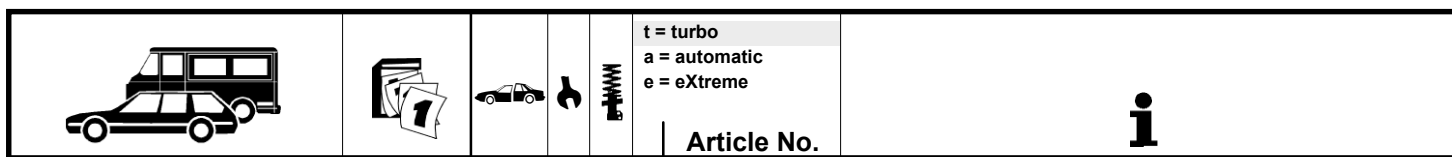
## MONTEREY A (UBS\_) 09.91 - 07.98

3.2 (UBS25_)	06.92 - 07.98			ST	a	46-A21-0 =	
3.1 TD (UBS69_)	09.91 - 07.98						
				ST	a	46-A22-0 =	

## MONZA A (22\_) 02.78 - 08.86

2.0 E	03.83 - 10.84			ST	t	32-803-F =	
2.2 E	11.84 - 08.86				a	32-803-0	
2.5 E, 100 kW	05.81 - 08.86					89-008-0	
2.5 E, 103 kW	06.84 - 08.86			ST	a	32-409-0	
2.8	02.78 - 04.81						
3.0	04.78 - 07.82						
3.0 GSE	09.85 - 08.86						










t = turbo a = automatic e = eXtreme	<b>Article No.</b>	<b>i</b>
<b>Opel</b>		

### OMEGA A (16\_, 17\_, 19\_) 09.86 - 05.94

1.8 N	09.86 - 08.87			ST	t	32-412-F =	
1.8, 65 kW	09.87 - 03.94				a	32-308-0 ☉	
1.8 S	09.86 - 03.94				a	32-309-0 ☉	
1.8, 85 kW	09.86 - 03.94					87-023-R	
2.0, 73 kW	09.90 - 03.94					87-023-A	
2.0, 74 kW	09.90 - 03.94					87-023-L	
2.0 i	09.86 - 03.94					89-039-0	
2.0, 90 kW	09.86 - 03.94						
2.4 i	09.88 - 03.94			ST	t	27-140-F =	
2.3 D	10.86 - 03.94				a	27-140-0	
2.3 TD	10.86 - 08.88				e	60-153-0 ⚠⚠⚠	Conversion requires Roadworthy Test. Replace in pairs only
2.6 i	09.90 - 03.94			ST	t	32-412-F =	
3.0 (3000), 115 kW	03.87 - 12.87				t	32-A57-A =HD●	
3.0 (3000), 130 kW	03.87 - 09.90					87-023-R	
3.0 (3000) CAT	03.88 - 03.94					87-023-A	
						87-023-L	
						89-039-0	
				ST	t	27-140-F =	
					a	27-140-0	
					e	60-153-0 ⚠⚠⚠	Conversion requires Roadworthy Test. Replace in pairs only
3.0 24V (3000), 147 kW	09.89 - 03.94			ST	t	32-412-F =	
3.0 24V (3000), 150 kW	09.89 - 03.94				t	32-A57-A =HD●	
						89-039-0	
						87-023-L	12.1990->
				ST	t	27-140-F =	
					a	27-140-0	
					e	60-153-0 ⚠⚠⚠	Conversion requires Roadworthy Test. Replace in pairs only
3.0 24V Evolution500	03.91 - 07.92			ST	t	32-412-F =	
					t	32-A57-A =HD●	
						89-039-0	
						87-023-L	12.1990->
				ST	t	27-140-F =	
					a	27-140-0	
					e	60-153-0 ⚠⚠⚠	Conversion requires Roadworthy Test. Replace in pairs only
2.3 TD Interc.	08.88 - 03.94			ST	t	32-412-F =	
					a	32-308-0 ☉	
					a	32-309-0 ☉	
						89-039-0	
				ST	t	27-140-F =	
					a	27-140-0	
					e	60-153-0 ⚠⚠⚠	Conversion requires Roadworthy Test. Replace in pairs only














### OMEGA A Estate (66\_, 67\_) 09.86 - 05.94

1.8 N	09.86 - 08.87			ST	t	32-412-F =	
1.8, 65 kW	09.87 - 03.94				t	32-A57-A =HD●	
1.8 S	09.86 - 03.94				a	32-308-0 ☉	
1.8, 85 kW	09.86 - 03.94				a	32-309-0 ☉	
2.0 i, 73 kW	09.90 - 03.94					87-023-R	
2.0, 74 kW	09.90 - 03.94					87-023-A	
2.0 i, 85 kW	09.86 - 03.94					87-023-L	
2.0, 90 kW	09.86 - 03.94					89-039-0	
2.4 i	09.88 - 03.94			ST	t	36-A59-P ☞*	
2.3 D	09.86 - 03.94				a	32-574-0	
2.3 TD	09.86 - 08.88						
2.6 i	09.90 - 03.94			ST	t	32-412-F =	
3.0 CAT	03.87 - 03.94				t	32-A57-A =HD●	
						87-023-R	
						87-023-A	
						87-023-L	
						89-039-0	
				ST	t	36-A59-P ☞*	















					t = turbo a = automatic e = eXtreme	<b>i</b>
<b>Article No.</b>						

## Opel















### OMEGA A Estate (66\_, 67\_) 09.86 - 05.94







3.0	03.87 - 03.94			ST	t	32-412-F =	
					t	32-A57-A =HD●	
						89-039-0	
						 ○	ST
3.0 24V	09.89 - 03.94			ST	t	32-412-F =	
					t	32-A57-A =HD●	
						89-039-0	
							
2.3 TD Interc.	09.88 - 03.94			ST	t	32-412-F =	
					t	32-A57-A =HD●	
					a	32-308-0 Ⓢ	
					a	32-309-0 Ⓢ	
				ST	t	36-A59-P =*	
					a	32-574-0	



























### OMEGA B (25\_, 26\_, 27\_) 03.94 -






2.0 2.0 16V	03.94 - 09.99			ST	a	32-B48-F =				
						87-023-R Ⓢ 87-023-A Ⓢ 87-023-L				
						89-039-0				
						 ○	ST	t	32-B49-P =*	
2.5 V6 3.0 V6 2.5 TD	03.94 - 09.00 04.94 - 02.01 04.94 -			ST	a	32-B48-F =				
						89-039-0				
						87-023-L				
						 ○	ST	t	32-B49-P =*	
2.0 DTI 16V	09.97 - 09.00			ST	a	32-B48-F =				
						89-039-0				
						 ○	ST	t	32-B49-P =*	
					a	32-B49-F =				



### OMEGA B Estate (21\_, 22\_, 23\_) 03.94 -



2.0 2.0 16V	03.94 - 09.99			ST	a	32-B48-F =				
						87-023-R Ⓢ 87-023-A Ⓢ 87-023-L				
						89-039-0				
						 ○	ST	t	32-B50-P =*	
2.5 V6 3.0 V6 2.5 TD	03.94 - 09.00 04.94 - 02.01 04.94 - 02.01			ST	a	32-B48-F =				
						89-039-0				
						87-023-L				
						 ○	ST	t	32-B50-P =*	
2.0 DTI 16V	09.97 - 09.00			ST	a	32-B48-F =				
						89-039-0				
						 ○	ST	t	32-B50-P =*	
					a	32-B50-F =				



					t = turbo a = automatic e = eXtreme	 <b>Article No.</b>
Opel						



<b>REKORD P2 Estate</b>		<b>08.60 - 01.63</b>								
1.5	08.60 - 01.63			ST	a	32-891-0				
1.7	08.60 - 01.63									
<b>REKORD A</b>		<b>01.63 - 12.65</b>								
1500 (R3)	02.63 - 12.65			ST	a	27-444-0				
1700 (R3), 44 kW	02.63 - 12.65									
1700 (R3), 49 kW	02.63 - 12.65									
<b>REKORD A Coupe</b>		<b>01.63 - 12.65</b>								
1700	01.63 - 01.63			ST	a	27-444-0				
2600	05.64 - 12.65									
<b>REKORD B</b>		<b>01.65 - 12.66</b>								
1.5	08.65 - 08.66			ST	a	27-444-0				
1.7	08.65 - 12.66									
1.9	08.65 - 02.67									
<b>REKORD B Estate</b>		<b>08.65 - 03.67</b>								
1.5	08.65 - 08.66			ST	a	32-891-0				
1.7	08.65 - 12.66									
<b>REKORD B Coupe</b>		<b>08.65 - 02.67</b>								
1.7	08.65 - 12.66			ST	a	27-444-0				
1.9	08.65 - 02.67									
<b>REKORD C</b>		<b>08.66 - 12.71</b>								
1.5, 43 kW	08.66 - 12.71			ST	a	27-444-0				
1.5, 44 kW	02.68 - 12.71									
1.7, 44 kW	08.66 - 12.71									
1.7, 49 kW	02.68 - 12.71									
1.7 S	08.66 - 12.71									
1.9	08.66 - 12.71									
1.9 Sprint	08.67 - 12.71									
2.2	08.66 - 09.69									
<b>REKORD C Estate</b>		<b>08.66 - 12.71</b>								
1.5, 43 kW	08.66 - 12.71			ST	a	27-444-0				
1.5, 44 kW	02.68 - 12.71									
1.7, 44 kW	08.66 - 12.71									
1.7, 49 kW	02.68 - 12.71									
1.7 S	08.66 - 12.71									
1.9	08.66 - 12.71									
<b>REKORD C Coupe</b>		<b>08.66 - 12.71</b>								
1.7 S	08.66 - 12.71			ST	a	27-444-0				
1.9	08.66 - 12.71									
1.9 Sprint	08.67 - 12.71									
2.2	08.66 - 09.69									
<b>REKORD D</b>		<b>01.72 - 08.77</b>								
1.7, 44 kW	03.75 - 08.77			ST	a	27-444-0				
1.7, 49 kW	01.72 - 02.75									
1.7 S	01.72 - 02.75			ST	a	27-440-0				
1.9, 55 kW	03.75 - 08.77									
1.9, 66 kW	03.75 - 08.77									
1.9 S	01.72 - 02.75									
2.0	09.75 - 08.77									
2.0 D	08.74 - 08.77									
2.1 D	09.72 - 08.77			ST	a	27-444-0				
				ST	a	27-794-9				



					t = turbo a = automatic e = eXtreme	<b>i</b>
<b>Article No.</b>						
<h1>Opel</h1>						






<b>REKORD D Estate</b>		<b>01.72 - 08.77</b>					
1.7, 44 kW	03.75 - 08.77			ST	a	27-444-0	
1.7, 49 kW	01.72 - 02.75			ST	a	32-891-0	
1.7 S	01.72 - 02.75						
1.9, 55 kW	03.75 - 08.77						
1.9, 66 kW	03.75 - 08.77						
1.9 S	01.72 - 02.75						
2.0 S	09.75 - 08.77						
2.0 D	08.74 - 08.77						
2.1 D	09.72 - 08.77						

<b>REKORD D Coupe</b>		<b>01.72 - 08.77</b>					
1.7 S	01.72 - 02.75			ST	a	27-444-0	
1.9, 55 kW	03.75 - 08.77			ST	a	27-440-0	
1.9, 66 kW	03.75 - 08.77						
1.9 S	01.72 - 02.75						
2.0	09.75 - 08.77						

















<b>REKORD E (17_, 19_, 11_, 14_, 16_)</b>		<b>08.77 - 08.86</b>					
1.7	09.77 - 10.82			ST	t	32-803-F =	
1.8	11.82 - 08.86					89-008-0	
1.8 S	11.82 - 08.86						
1.8 E	05.85 - 08.86			ST	a	27-440-0	
1.9	09.77 - 10.82						
2.0	09.77 - 10.82						
2.0 S	08.77 - 08.86						
2.0 E	09.77 - 10.84						
2.2 E	11.84 - 08.86						
2.0 D	09.77 - 10.82						
2.1 D	09.77 - 07.78						
2.2 D, 48 kW	08.78 - 08.83						
2.2 D, 52 kW	11.82 - 08.86						
2.2 TD	06.84 - 08.86						

<b>REKORD E Estate (61_, 66_, 67_)</b>		<b>08.77 - 08.86</b>					
1.7	09.77 - 10.82			ST	t	32-803-F =	
1.8	11.82 - 08.86					89-008-0	
1.8 S	11.82 - 08.86						
1.8 E	05.85 - 08.86			ST	a	32-891-0	
1.9	09.77 - 10.82						
2.0	09.77 - 10.82						
2.0 S	08.77 - 08.86						
2.0 E	09.77 - 10.84						
2.2 E	11.84 - 08.86						
2.0 D	09.77 - 10.82						
2.1 D	09.77 - 07.78						
2.2 D	08.78 - 08.83						
2.3 D	11.82 - 08.86						
2.2 TD	06.84 - 08.86						







<b>SENATOR A (29_)</b>		<b>02.78 - 08.87</b>					
2.0 E	03.83 - 10.84			ST	t	32-803-F =	
2.2 E	11.84 - 08.87				a	32-803-0	
2.5	05.78 - 12.80					89-008-0	
2.5 E, 100 kW	01.83 - 08.84						
2.5 E, 103 kW	09.84 - 08.87			ST	a	32-409-0	
2.8	02.78 - 04.81						
3.0, 110 kW	04.78 - 07.82						
3.0, 115 kW	09.85 - 08.87						
3.0 E	02.78 - 12.86						
2.2 TD	11.84 - 08.87						

					t = turbo a = automatic e = eXtreme	<b>i</b>
<b>Article No.</b>						
<b>Opel</b>						

























**SENATOR B (29\_) 09.87 - 09.93**







2.5 i	09.90 - 09.93			ST	t	32-412-F =		
					a	32-308-0 Ⓢ		
					a	32-309-0 Ⓢ		
				ST	t	27-140-F =		
					a	27-140-0		
2.6 i 3.0, 115 kW 3.0, 130 kW 3.0 i CAT	09.90 - 09.93			ST	t	32-412-F =		
	09.87 - 09.93				a	32-308-0 Ⓢ		
	01.88 - 09.90				a	32-309-0 Ⓢ		
	01.88 - 09.93					87-023-R  87-023-A  87-023-L		
				ST	t	27-140-F =		
					a	27-140-0		
3.0 24V	09.89 - 09.93			ST	t	32-412-F =		
						87-023-L		
								ST

**TIGRA (95\_) 07.94 -**

1.4 16V 1.6 16V	07.94 - 07.94 -			ST	t	27-683-F =		
						87-395-A		
						89-003-0		
								ST









































**VECTRA A Hatchback (88\_, 89\_) 04.88 - 11.95**






1.4 S	04.88 - 06.92			ST	t	32-F55-F =		
					a	32-597-0		
					a	32-597-F =		
						87-584-A		
						87-034-R  87-034-A  87-034-L		
								ST
a	27-201-0							
a	27-201-F =							
1.6 i 1.6 i CAT 1.8 i CAT 2.0 i CAT 2.0 i GT 1.7 TD	09.93 - 11.95			ST	t	32-F55-F =		
	09.88 - 11.95				a	32-597-0	->08.1994	
	03.90 - 11.95				a	32-597-F =		
	09.88 - 11.95					87-584-A		
	09.88 - 11.95					87-034-R  87-034-A  87-034-L		
	03.90 - 11.95							ST
	a	27-201-0	->08.1994					
	a	27-201-F =						
1.6 S 1.8 S 1.8 i 2.0 i 1.7 D, 42 kW	09.88 - 05.93			ST	t	32-F55-F =		
	09.88 - 07.89				a	32-597-0		
	09.88 - 10.90				a	32-597-F =		
	09.88 - 10.90					87-584-A		
	09.88 - 09.92					87-034-R  87-034-A  87-034-L		
								ST
	a	27-201-0						
	a	27-201-F =						

						t = turbo a = automatic e = eXtreme	<b>i</b>
<b>Article No.</b>							











































# Opel






## VECTRA A Hatchback (88\_, 89\_) 04.88 - 11.95

2.0	04.88 - 09.89			ST	t	32-F55-F =				
					a	32-597-0				
					a	32-597-F =●				
						87-584-A				
						87-034-R  87-034-A  87-034-L	09.1988->			
						89-003-0				
2.0 i 16V, 100 kW 2.5 V6	06.94 - 11.95 02.93 - 11.95			ST	t	32-F55-F =				
					a	32-597-F =				
						87-584-A				
						87-034-R  87-034-A  87-034-L				
						89-003-0				
							ST	t	27-201-P =*	
2.0 i 16V, 110 kW	02.89 - 10.90			ST	a	32-597-F =				
						87-584-A				
						87-034-R  87-034-A  87-034-L				
						89-003-0				
							ST	a	27-817-F =	
					2.0 i 16V CAT	02.90 - 11.95			ST	t
a	32-597-F =									
	87-584-A									
	87-034-R  87-034-A  87-034-L									
	89-003-0									
		ST	t	27-201-P =*						01.1993->
1.7 D, 44 kW	07.92 - 11.95			ST	t	32-F55-F =				
					a	32-597-0	->08.1994			
					a	32-597-F =				
						87-584-A				
						89-003-0				
							ST	t	27-201-P =*	
			a	27-201-0	->08.1994					
			a	27-201-F =						

















					t = turbo a = automatic e = eXtreme	<b>i</b>
<b>Article No.</b>						
<b>Opel</b>						

**VECTRA A (86\_, 87\_) 09.88 - 11.95**















1.4 S	09.88 - 06.92			ST	t	32-F55-F =				
					a	32-597-0	->08.1994			
					a	32-597-F =				
							87-584-A			
							87-034-R  87-034-A  87-034-L			
							89-003-0			
1.6 i, 52 kW 1.6 i CAT 1.8 i CAT 2.0 i CAT 1.7 D, 44 kW 1.7 TD	09.93 - 11.95 09.88 - 11.95 03.90 - 11.95 09.88 - 11.95 07.92 - 11.95 03.90 - 11.95			ST	t	32-F55-F =				
					a	32-597-0	->08.1994			
					a	32-597-F =				
							87-584-A			
							87-034-R  87-034-A  87-034-L			
							89-003-0			
1.6 i, 55 kW, 1587 ccm 1.6 1.8 S, 65 kW 1.8 S, 66 kW 2.0 2.0 i, 85 kW 2.0 i, 95 kW 1.7 D, 42 kW	09.88 - 10.90 09.88 - 05.93 09.88 - 07.89 09.89 - 10.90 09.88 - 09.89 09.88 - 10.90 09.88 - 09.92 10.88 - 09.92			ST	t	32-F55-F =				
					a	32-597-0	->08.1994			
					a	32-597-F =				
							87-584-A			
							87-034-R  87-034-A  87-034-L			
							89-003-0			
1.6 i, 55 kW, 1598 ccm	09.93 - 11.95			ST	t	32-F55-F =				
					a	32-597-0	->08.1994			
					a	32-597-F =				
							87-584-A			
							89-003-0			
							ST	t	27-201-P =*	
			a	27-201-0	->08.1994					
			a	27-201-F =						
1.8 S 4X4 2.0 i 4X4, 85 kW 2.0 i 4X4 CAT	01.89 - 07.89 01.89 - 10.90 01.89 - 11.95			ST	a	32-597-F =				
							87-584-A			
							87-034-R  87-034-A  87-034-L			
							89-003-0			
							ST	a	27-817-F =	
2.0 i 4X4, 95 kW 2.0 i 16V 4X4, 100 kW 2.0 i 16V 4X4, 110 kW 2.0 i 16v 4X4 CAT 2.0 i Turbo 4X4	01.89 - 09.92 06.94 - 11.95 01.89 - 10.90 02.90 - 11.95 06.94 - 11.95			ST	a	32-597-F =				
							87-584-A			
							89-003-0			
							ST	a	27-817-F =	

					t = turbo a = automatic e = eXtreme	<b>i</b>
<b>Article No.</b>						
<b>Opel</b>						

**VECTRA A (86\_, 87\_) 09.88 - 11.95**

2.0 i 16V, 100 kW 2.5 V6	06.94 - 11.95 02.93 - 11.95			ST	t	32-F55-F =	
					a	32-597-F =	
						87-584-A	
						87-034-R  87-034-A  87-034-L	
						89-003-0	
2.0 i 16V, 110 kW 2.0 i 16V CAT	01.89 - 06.94 02.90 - 11.95			ST	t	32-F55-F =	
					a	32-597-F =	
						87-584-A	
						87-034-R  87-034-A  87-034-L	
						89-003-0	
				ST	t	27-201-P =*	01.1993->
					a	27-201-F =	->12.1992
					a	27-201-F =	01.1993->

**VECTRA B Hatchback (38\_) 10.95 -**

1.6 i 1.6 i 16V 1.8 i 16V 1.7 TD	10.95 - 10.95 - 10.95 - 09.00 10.95 - 11.96			ST	a	32-B72-F =⊕		
					a	32-B73-F =⊕		
					SP	a	32-D05-F =⊕	
						a	32-D06-F =⊕	
							87-373-A	
2.0 i 16V	10.95 - 09.00			ST	a	32-B72-F =⊕		
					a	32-B73-F =⊕		
					SP	a	32-D05-F =⊕	
						a	32-D06-F =⊕	
							87-394-A	
2.5 i V6	10.95 - 09.00			ST	t	36-A35-P =*		
					a	27-B17-F =		
					SP	a	27-B17-F =	
						a	32-B74-F =⊕	
							32-B75-F =⊕	
2.0 DI 16V 2.0 DTI 16V	11.96 - 06.97 -			ST	a	32-B72-F =⊕		
					a	32-B73-F =⊕		
					SP	a	32-D05-F =⊕	
						a	32-D06-F =⊕	
							87-394-A	
				ST	t	36-A35-P =*		
					a	27-B17-F =		
					a	27-B17-F =		








					t = turbo a = automatic e = eXtreme	<b>i</b>
<b>Article No.</b>						
<b>Opel</b>						

**VECTRA B (36\_) 10.95 - 11.01**

1.6 i 1.6 i 16V 1.8 i 16V, 85 kW 1.7 TD	10.95 - 10.95 - 10.95 - 09.00 10.95 - 11.96					ST	a	32-B72-F		
							a	32-B73-F		
							SP	a	32-D05-F	
							a	32-D06-F		
									87-373-A	
							t	36-A35-P		
							a	27-B17-F =		
							SP	a	27-B17-F =	
1.8 i 16V, 92 kW 2.0 DI 16V 2.0 DTI 16V	09.00 - 11.96 - 06.97 -					ST	a	32-B72-F		
							a	32-B73-F		
							SP	a	32-D05-F	
							a	32-D06-F		
2.0 i 16V	10.95 - 09.00					ST	a	32-B72-F		
							a	32-B73-F		
							SP	a	32-D05-F	
							a	32-D06-F		
									87-394-A	
2.5 i V6	10.95 - 09.00					ST	a	32-B74-F		
							a	32-B75-F		
							SP	a	32-D07-F	
							a	32-D08-F		
									87-394-A	



















**VECTRA B Estate (31\_) 11.96 -**

1.6 i 1.6 i 16V 1.8 i 16V, 85 kW 1.8 i 16V, 92 kW	11.96 - 11.96 - 11.96 - 09.00 09.00 -					ST	a	32-B72-F		
							a	32-B73-F		
							SP	a	32-D05-F	
								a	32-D06-F	
									87-373-A	
2.0 i 16V 2.0 DI 16V	11.96 - 09.00 11.96 -					ST	a	32-B72-F		
							a	32-B73-F		
							SP	a	32-D05-F	
								a	32-D06-F	
									87-394-A	

















					t = turbo a = automatic e = eXtreme	<b>i</b>
<b>Article No.</b>						

# Opel






## VECTRA B Estate (31\_) 11.96 -

2.5 i V6	11.96 - 09.00			ST	a	32-B74-F 						
					a	32-B75-F 						
					SP	a	32-D07-F 					
					a	32-D08-F 						
					QI	a	32-B74-F 					
					a	32-B75-F 						
						87-394-A						
2.0 DTI 16V	06.97 -			ST	t	36-A35-P 						
					a	27-B17-F 						
					SP	a	27-B17-F 					
					QI	e	60-A28-0 	Replace in pairs only				
												











## ZAFIRA (F75\_) 04.99 -

1.6 16V 1.8 16V, 85 kW 2.0 DI 16V	04.99 - 04.99 - 09.00 10.99 -			ST	t	32-G06-F 						
					t	32-G07-F 						
					a	32-G06-A 						
					a	32-G07-A 						
												
1.6 CGN 1.8 16V, 92 kW 2.0 OPC 2.2 i 16V 2.0 DTI 16V 2.2 DTI	09.01 - 09.00 - 09.01 - 09.00 - 04.99 - 01.02 -			ST	t	27-D86-F 						
					a	27-D86-A 						
					e	60-A26-0 	Replace in pairs only Conversion requires Roadworthy Test. Use retrofit kit when retrofitting to NIVOMAT!					
											62-A26-1 (x1)	Conversion requires Roadworthy Test. Required when retrofitting to NIVOMAT!
												





## ARENA Bus (THB) 03.98 - 08.01






1.9 D 2.5 D	03.98 - 08.01 03.98 - 08.01			ST	a	36-631-0 	
					a	36-632-0 	
							

## ARENA Box (TB, TF) 03.98 - 08.01





1.9 D	03.98 - 08.01			ST	a	36-631-0 	
					a	36-632-0 	
							
2.5 D	03.98 - 08.01			ST	a	36-631-0 	
					a	36-632-0 	
							

## MOVANO Bus (J9) 07.98 -





2.5 D 2.8 DTI	07.98 - 09.00 07.98 - 10.01			ST	a	32-D69-A 	
							

					t = turbo a = automatic e = eXtreme	<b>i</b>	<b>Article No.</b>
<b>Opel</b>							





**MOVANO Box (F9) 01.99 -**






2.5 D	01.99 - 09.00			ST	a	32-D69-A =	
2.8 DTI	01.99 - 10.01			ST	a	32-D71-A =	






















**MOVANO Flatbed / Chassis (U9, E9) 07.98 -**




















2.5 D	07.98 - 09.00			ST	a	32-D69-A =	
2.8 DTI	07.98 - 10.01			ST	a	32-D72-A =	









**MOVANO Dumptruck (H9) 01.99 -**


















2.5 D	01.99 - 09.00			ST	a	32-D69-A =	
				ST	a	32-D71-A =	











					t = turbo a = automatic e = eXtreme	<b>i</b>
<b>Article No.</b>						
<b>Peugeot</b>						







104	10.72 - 06.88						
0.9, 34 kW	10.72 - 10.79			ST	a	32-328-0	->Chass. 5675804
				ST	a	32-776-0	09.1976 - Chass. 5675804
0.9, 33 kW 0.9, 32 kW	10.79 - 10.83 09.83 - 06.88			ST	a	32-328-0	->Chass. 5675804
				a		32-139-0	Chass. 5675805->
1.1, 37 kW 1.1, 42 kW	08.80 - 06.88 07.76 - 08.82			ST	a	32-328-0	->Chass. 7182579 Equipment Variation: GL, GL6, SLSL
				a		32-139-0	Chass. 5675805-> Equipment Variation: GLGL
				a		32-139-0	Chass. 7182580-> Equipment Variation: GL6, SLGL6
				a		32-139-0	Equipment Variation: GRGR
				ST	a	32-776-0	
1.2	08.79 - 06.83			ST	a	32-139-0	
				ST	a	32-776-0	
1.4	08.79 - 06.83			ST	a	32-139-0	->Chass. 5852871
				ST	a	27-044-0	Chass. 5852872->
				ST	a	32-776-0	






104 Coupe	09.73 - 06.88						
0.9	09.73 - 10.83			ST	a	32-328-0	->Chass. 5684441
				ST	a	27-044-0	Chass. 5 684 442->
				ST	a	32-142-0	Chass. 5534419->
1.1, 49 kW	08.75 - 06.80			ST	a	32-328-0	->Chass. 5684441 Equipment Variation: ZS
				ST	a	27-044-0	Chass. 5 684 068-> Equipment Variation: ZS
				ST	a	32-142-0	Chass. 5534419-> Equipment Variation: ZS
1.1, 37 kW 1.1, 42 kW	08.79 - 06.88 08.79 - 06.83			ST	a	27-044-0	Equipment Variation: Z, ZR
				ST	a	32-142-0	Equipment Variation: Z, ZR
1.4	08.79 - 06.84			ST	a	32-328-0	->Chass. 5684067 Equipment Variation: ZS
				ST	a	27-044-0	09.1980-> Equipment Variation: Z
				a		27-044-0	Chass. 5 684 068-> Equipment Variation: ZS
				ST	a	32-142-0	09.1980-> Equipment Variation: Z
				a		32-142-0	Chass. 5 534 419-> Equipment Variation: ZS

106 I (1A, 1C)	09.91 - 04.96						
1.0, 33 kW 1.0, 37 kW	09.91 - 04.96 09.91 - 04.96			ST	t	32-C82-F =	
					a	32-C82-0	
						87-399-R	->Chass. 50265608
						87-399-A	
						87-415-L	
						89-032-0	
				ST	t	27-A70-F =	
					a	27-A70-0	
















<b>106 I (1A, 1C)</b>		<b>09.91 - 04.96</b>			
1.1	09.91 - 04.96	  	ST t a  ST t a a	32-C82-F = 32-C82-0 87-399-R   87-399-A  87-415-L 89-032-0 27-A70-F = 27-A71-F = 27-A70-0 27-A71-0	 ->Chass. 50265608  Equipment Variation: i Equipment Variation: XT, iXT Equipment Variation: i Equipment Variation: XT, iXT
1.4, 55 kW 1.4, 69 kW	09.91 - 04.96 09.91 - 04.96	  	ST t a  ST t a	32-C82-F = 32-C82-0 87-399-R   87-399-A  87-415-L 89-032-0 27-A71-F = 27-A71-0	 ->Chass. 50265608  not for equipment variation: Enterprise not for equipment variation: Enterprise
1.6, 65 kW 1.6, 76 kW	06.93 - 04.96 01.94 - 04.96	 	ST a ST t	32-C96-F = 27-A71-F =	01.1996-> 01.1996->
1.4 D 1.5 D, 40 kW 1.5 D, 43 kW	09.92 - 04.96 06.94 - 04.96 06.94 - 04.96	  	ST t a  ST t a	32-C82-F = 32-C82-0 89-032-0 27-A70-F = 27-A70-0	

<b>106 II (1)</b>		<b>05.96 -</b>			
1.1 i Enterprise	04.96 -	 	ST t a  ST t a	32-C82-F = 32-C82-0 27-A71-F = 27-A71-0	
1.0 i, 33 kW 1.0 i, 37 kW 1.1 i, 40 kW 1.1 i, 44 kW	05.96 - 01.97 - 01.97 - 05.96 -	  	ST t a  ST t a a	32-C82-F = 32-C82-0 89-032-0 27-A70-F = 27-A71-F = 27-A70-0 27-A71-0	Vehicle Equipment: for vehicles without air conditioner for vehicles without ABS for vehicles with ABS Vehicle Equipment: for vehicles without air conditioner for vehicles without ABS for vehicles with ABS
1.4 i 1.6 i, 65 kW 1.5 D	05.96 - 05.96 - 05.96 -	  	ST t a  ST t a	32-C82-F = 32-C82-0 89-032-0 27-A71-F = 27-A71-0	
1.6 i, 74 kW 1.6 S16	05.96 - 05.96 -	 	ST a ST a	32-C96-F = 27-A71-0	












<b>205 I (741A/C)</b>		<b>02.83 - 10.87</b>			
0.9 1.1, 36 kW 1.1, 37 kW 1.4, 44 kW 1.4, 58 kW 1.4, 59 kW 1.6 Aut., 53 kW 1.6 Aut., 55 kW 1.6 1.7 Diesel	02.83 - 10.87 08.86 - 10.87 02.83 - 10.87 02.83 - 10.87 10.85 - 10.87 02.83 - 10.87 03.87 - 10.87 08.86 - 10.87 08.86 - 10.87 08.83 - 10.87	  	ST t a   ST t a	32-641-F = 32-641-0 87-415-R   87-415-A  87-415-L 89-009-0 32-A29-F = 27-865-0	

					t = turbo a = automatic e = eXtreme	<b>i</b>
<b>Article No.</b>						
<b>Peugeot</b>						
















**205 I (741A/C) 02.83 - 10.87**






1.3	02.84 - 10.87			ST	t	32-641-F =			
					a	32-641-0			
						89-009-0			
				ST	t	32-A29-F =			
					a	27-865-0			
1.6 GTI 1.9 GTI, 75 kW	12.84 - 10.87 03.87 - 10.87			ST	a	32-A36-F =			
					a	32-A37-F =			
							87-415-R		
									87-415-A
							87-415-L		
						89-009-0			
				ST	a	32-A38-0			
					a	32-A38-F =			
1.9 GTI, 94 kW	10.86 - 10.87			ST	a	32-A36-F =			
					a	32-A37-F =			
							87-415-R		
							87-415-A		
							87-415-L		
						89-009-0			

**205 I Convertible (741B, 20D) 04.86 - 12.94**


































1.0 1.9	01.88 - 09.98 09.85 - 09.98			ST	t	32-641-F =				
					a	32-641-0				
						89-009-0				
				ST	t	32-A29-F =				
					a	27-865-0				
1.1 CJ 1.4 CJ, 44 kW 1.4 CJ CAT 1.4 CJ, 49 kW 1.4 CJ, 55 kW 1.4 CT	10.89 - 12.94 03.88 - 05.89 01.89 - 09.93 03.89 - 12.94 05.91 - 12.94 04.86 - 12.88			ST	t	32-641-F =				
					a	32-641-0				
							87-415-R			
									87-415-A	
										87-415-L
						89-009-0				
1.6 CJ 1.6 CTI 1.9 CTI	08.92 - 12.94 04.86 - 10.90 10.87 - 12.94			ST	t	32-A29-F =				
					a	27-865-0				

**205 II (20A/C) 01.87 - 09.98**





1.0	10.87 - 09.98			ST	t	32-641-F =						
					a	32-641-0						
						87-415-R						
							87-415-A					
							87-415-L					
						89-009-0						
1.1, 36 kW 1.1, 40 kW 1.1, 44 kW 1.4, 44 kW 1.4 CAT 1.4, 49 kW 1.4, 55 kW 1.4, 58 kW 1.4, 62 kW 1.4, 63 kW 1.6 Aut., 53 kW 1.6 Aut., 55 kW 1.6 1.6 Aut., 58 kW 1.7 Diesel 1.9 Diesel	10.87 - 09.98 10.87 - 09.98 10.87 - 10.90 07.89 - 09.98 10.87 - 05.89 01.89 - 09.93 10.87 - 10.90 07.88 - 09.98 07.88 - 05.89 06.87 - 12.89 06.87 - 12.89 10.87 - 09.98 10.87 - 12.89 10.87 - 09.98 10.87 - 09.98 07.87 - 12.89 10.87 - 09.98			ST	t	32-A29-F =						
					a	27-865-0						
							87-415-R					
									87-415-A			
										87-415-L		
											89-009-0	
									ST	t	32-A29-F =	
										a	27-865-0	
											87-415-R	
												87-415-A
												87-415-L
											89-009-0	
									ST	a	32-A38-F =	01.1991->
										Equipment Variation: Rallye		

					t = turbo a = automatic e = eXtreme	<b>i</b>
<b>Article No.</b>						
<b>Peugeot</b>						




































**205 II (20A/C) 01.87 - 09.98**






1.6 GTI, 76 kW 1.6 GTI, 85 kW 1.9 GTI, 75 kW	10.87 - 12.89 10.87 - 12.89 10.87 - 05.89			ST	a	32-A36-F 	
					a	32-A37-F 	
						87-415-R  87-415-A  87-415-L	
						89-009-0	
							
				ST	a	32-A38-0	
					a	32-A38-F 	
1.9 GTI CAT	10.87 - 07.94			ST	a	32-A36-F 	
					a	32-A37-F 	
						87-415-R  87-415-A  87-415-L	->12.1989
						89-009-0	
							
				ST	a	32-A38-0	
					a	32-A38-F 	
1.9 GTI, 88 kW 1.9 GTI, 94 kW	10.87 - 10.94 10.87 - 09.98			ST	a	32-A36-F 	
					a	32-A37-F 	
						87-415-R  87-415-A  87-415-L	->12.1989
						89-009-0	
							
				ST	a	32-A38-0	->07.1994
					a	32-A38-F 	->07.1994
1.7 TD	01.90 - 09.98			ST	a	32-A36-F 	01.1991->
					a	32-A37-F 	01.1991->
						89-009-0	
				ST	t	32-A29-F =	01.1991->
					a	27-865-0	01.1991->

**205 Box 03.94 -**











1.7 Diesel	03.94 -			ST	t	32-641-F =	Equipment Variation: XA, XAD
					a	32-641-0	Equipment Variation: XA, XAD
						89-009-0	
				ST	t	32-A29-F =	Equipment Variation: XA, XAD
					a	27-865-0	Equipment Variation: XA, XAD





**206 (2A/C) 09.98 -**



1.1 i	09.98 -			ST	t	32-E95-F =	Equipment Variation: XR, XR Presence							
					t	32-E96-F 	Equipment Variation: XA, Entreprise							
					t	32-E97-F 	Equipment Variation: XA, Entreprise							
					a	32-E95-0	Equipment Variation: XR, XR Presence							
					a	32-E96-0 	Equipment Variation: XA, Entreprise							
					a	32-E97-0 	Equipment Variation: XA, Entreprise							
				OHD	a	30-A97-A 								
					a	30-A98-A 								
									ST	t	32-F01-F =	Equipment Variation: XR, XR Presence		
										t	32-F02-F =	Equipment Variation: XA, Entreprise		
	a	32-F01-0	Equipment Variation: XR, XR Presence											
	a	32-F02-0	Equipment Variation: XA, Entreprise											
				OHD	a	32-646-A =								
					1.4 i 1.9 D 2.0 HDI 90	09.98 - 09.98 - 11.01 12.99 -					ST	t	32-E96-F 	
												t	32-E97-F 	
												a	32-E96-0 	
	a	32-E97-0 												
				OHD		a	30-A97-A 							
						a	30-A98-A 							
						ST	t	32-F04-F =						
							a	32-F04-0						
						OHD	a	32-646-A =						



					t = turbo a = automatic e = eXtreme	<b>i</b>
<b>Article No.</b>						













# Peugeot





<b>206 (2A/C)</b>	<b>09.98 -</b>											
1.6 i 1.6 16V	09.98 - 12.00 12.00 -			ST	t	32-E96-F =						
					t	32-E97-F =						
					a	32-E96-0 =						
					a	32-E97-0 =						
					OHD	a	30-A97-A =					
					OHD	a	30-A98-A =					
				ST	t	32-F02-F =						
					a	32-F02-0 =						
					OHD	a	32-646-A =					
						04.99 - 10.00 10.00 -			ST	t	32-E98-F =	
										t	32-E99-F =	
										a	32-E98-0 =	
				OHD	a	32-E99-0 =						
					a	30-A97-A =						
					a	30-A98-A =						
					OHD	a	32-F03-F =					
				ST	t	32-F03-0 =						
					a	32-F03-0 =						
					OHD	a	32-646-A =					

<b>206 Convertible</b>	<b>09.00 -</b>							
2.0 S16	09.00 -			ST	t	32-E98-F =		
					t	32-E99-F =		
					a	32-E98-0 =		
					a	32-E99-0 =		
					OHD	a	30-A97-A =	
					OHD	a	30-A98-A =	
				ST	t	32-F03-F =		
					a	32-F03-0 =		
					OHD	a	32-646-A =	






<b>304</b>	<b>10.69 - 10.79</b>						
1.3 GL (M01) 1.4 D (M20)	09.72 - 11.79 10.76 - 10.79			ST	a	27-997-0	09.1977->

<b>304 Estate</b>	<b>09.70 - 10.80</b>						
1.1 (D11) 1.3 (D01)	10.76 - 10.80 09.70 - 10.80			ST	a	27-997-0	09.1977->























<b>305 I (581A)</b>	<b>11.77 - 09.82</b>									
1.1	09.80 - 12.88			ST	t	32-A30-F =				
					a	32-A30-0 =				
							89-009-0			
							ST	a	32-492-0	
								a	36-188-F =	
					1.3, 44 kW 1.3, 48 kW 1.5, 54 kW 1.5, 65 kW	11.77 - 09.82 11.77 - 09.82 11.79 - 09.82 05.80 - 09.82			ST	a
		ST	a	32-774-0						
1.5 Diesel	11.77 - 09.82			ST	a	27-997-0	09.1978->			
							ST	a	32-774-0	09.1978->

<b>305 I Estate (581D)</b>	<b>08.80 - 09.82</b>						
1.1 1.3 1.5 1.5 Diesel	08.80 - 08.82 08.80 - 09.82 08.80 - 09.82 08.80 - 09.82			ST	a	27-997-0	
							ST












					t = turbo a = automatic e = eXtreme	<b>i</b>
<b>Article No.</b>						
<b>Peugeot</b>						





**305 II (581M)****10.82 - 07.90**

1.1 1.3	10.82 - 02.88			ST	t	32-A30-F =				
	10.82 - 08.85				a	32-A30-0				
						89-009-0				
				ST	a	32-492-0				
						36-188-F =●				
1.5, 50 kW 1.5, 54 kW	09.85 - 07.90			ST	t	32-A30-F =	->12.1988			
	10.82 - 08.85			a	32-A30-0	->12.1988				
						89-009-0				
				ST	a	32-492-0	->12.1988			
						36-188-F =●	->12.1988			
1.6, 54 kW 1.6, 55 kW 1.6, 71 kW 1.6, 66 kW 1.6, 69 kW	11.86 - 12.88			ST	t	32-A30-F =				
	10.82 - 07.88			a	32-A30-0					
	10.82 - 06.84					89-009-0				
	07.84 - 08.87					87-415-L				
				ST	a	32-A61-0				
1.9, 72 kW 1.9, 75 kW	11.86 - 12.88			ST	t	32-A30-F =				
	10.82 - 08.85			a	32-A30-0					
						89-009-0				
				ST	a	32-A61-0				
1.9 Diesel, 47 kW 1.9 Diesel, 48 kW	10.82 - 07.88			ST	t	32-A30-F =				
	10.82 - 07.88			a	32-A30-0					
								89-009-0		
								87-415-L		
				ST	a	32-492-0				
						36-188-F =●				

**305 II Estate (581E)****10.82 - 07.90**

1.3 1.5, 50 kW	10.82 - 08.86			ST	t	32-A30-F =	
	09.85 - 10.86				a	32-A30-0	
						89-009-0	
1.5, 54 kW 1.9, 72 kW	10.82 - 08.86			ST	a	36-192-0	
	11.86 - 12.88						
						36-192-0	
1.6, 54 kW 1.6, 55 kW 1.6, 66 kW 1.6, 71 kW	11.86 - 12.88			ST	t	32-A30-F =	
	02.86 - 12.88			a	32-A30-0		
	07.84 - 12.87					89-009-0	
	09.83 - 06.84					87-415-L	
				ST	a	36-192-0	
1.9 Diesel, 47 kW 1.9 Diesel, 48 kW	10.82 - 12.88 10.82 - 12.88						

**306 Hatchback (7A, 7C, N3, N5) 05.93 -**

1.1	05.93 -			ST	t	32-A79-F =Ⓢ	->03.1997				
					t	32-A80-F =Ⓢ	->03.1997				
					a	32-A79-0 Ⓢ	->03.1997				
					a	32-A80-0 Ⓢ	->03.1997				
					OHD	a	32-A87-0 Ⓢ	->03.1997			
				OHD	a	32-A88-0 Ⓢ	->03.1997				
								ST	t	32-A29-F =	->03.1997
										27-865-0	->03.1997
								OHD	t	27-C46-F =	->03.1997
										27-C46-0	->03.1997



t = turbo  
a = automatic  
e = eXtreme







Article No.
















































# Peugeot

## 306 Hatchback (7A, 7C, N3, N5) 05.93 -

1.4	05.93 -			ST	t	32-A79-F	≡					
					t	32-A80-F	≡					
					a	32-A79-0	⊕					
					a	32-A80-0	⊕					
					OHD	t	32-A87-F	≡	04.1997->			
						t	32-A88-F	≡	04.1997->			
						a	32-A87-0	⊕	->03.1997			
						a	32-A88-0	⊕	->03.1997			
				ST	t	27-C47-F	≡	not for equipment variation: Entreprise				
					t	32-A29-F	≡	Equipment Variation: Entreprise				
a	27-865-0					Equipment Variation: Entreprise						
a	27-C47-0					not for equipment variation: Entreprise						
OHD	t				27-C46-F	≡						
	a				27-C46-0							
1.6	05.93 - 10.00			ST	t	32-A79-F	≡					
					t	32-A80-F	≡					
					a	32-A79-0	⊕					
					a	32-A80-0	⊕					
					OHD	t	32-A87-F	≡	04.1997->			
						t	32-A88-F	≡	04.1997->			
						a	32-A87-0	⊕	->03.1997			
						a	32-A88-0	⊕	->03.1997			
				ST	t	27-C47-F	≡					
					a	27-C47-0						
SP	t				27-C46-F	≡						
	a				27-C46-0							
OHD	t				27-C46-F	≡						
	a				27-C46-0							
1.8	05.93 -			ST	t	32-A79-F	≡	->03.1997				
					t	32-A80-F	≡	->03.1997				
					a	32-A79-0	⊕	->03.1997				
					a	32-A80-0	⊕	->03.1997				
					OHD	a	32-A87-0	⊕	->03.1997			
						a	32-A88-0	⊕	->03.1997			
								ST	t	27-C47-F	≡	->03.1997
									a	27-C47-0		->03.1997
		SP	t	27-C46-F	≡				->03.1997			
			a	27-C46-0					->03.1997			
		OHD	t	27-C46-F	≡				->03.1997			
			a	27-C46-0					->03.1997			
		1.8 16V	03.97 -			ST	t	32-A79-F	≡	04.1997->		
							t	32-A80-F	≡	04.1997->		
a	32-A79-0						⊕	04.1997->				
a	32-A80-0						⊕	04.1997->				
OHD	t						32-A87-F	≡	04.1997->			
	t						32-A88-F	≡	04.1997->			
							ST	t	27-C47-F	≡		
								a	27-C47-0			
				SP	t	27-C46-F		≡				
					a	27-C46-0						
OHD	t	27-C46-F	≡									
	a	27-C46-0										
2.0 XSi	05.93 -						87-415-L					

					t = turbo a = automatic e = eXtreme	 <b>Article No.</b>
<b>Peugeot</b>						

**306 Hatchback (7A, 7C, N3, N5) 05.93 -**

2.0 S16, 110 kW 2.0 S16, 112 kW 2.0 S16, 120 kW	06.94 - 05.93 - 03.96 -			ST	t	32-A87-F 						
					t	32-A88-F 						
					OHD		t	32-A87-F 	04.1997->			
					t	32-A88-F 	04.1997->					
					a	32-A87-0 	->03.1997					
					a	32-A88-0 	->03.1997					
								87-415-L				
							ST	t	27-C47-F =			
								a	27-C47-0			
								SP		t	27-C46-F =	
a	27-C46-0											
OHD		t	27-C46-F =									
a	27-C46-0											
1.8 D	09.98 -			ST	t	32-A79-F 						
					t	32-A80-F 						
					a	32-A79-0 						
					a	32-A80-0 						
					OHD		t	32-A87-F 				
					t	32-A88-F 						
							ST	t	27-C47-F =			
								a	27-C47-0			
								SP		t	27-C46-F =	
								a	27-C46-0			
OHD		t	27-C46-F =									
a	27-C46-0											
1.9 D, 51 kW 1.9 D, 55 kW	09.98 - 03.98 -			ST	t	32-A79-F 						
					t	32-A80-F 						
					a	32-A79-0 						
					a	32-A80-0 						
					OHD		t	32-A87-F 				
					t	32-A88-F 						
								87-415-L				
							ST	t	27-C47-F =			
								a	27-C47-0			
								SP		t	27-C46-F =	
a	27-C46-0											
OHD		t	27-C46-F =									
a	27-C46-0											
1.9 D, 47 kW 1.9 D, 50 kW	05.93 - 06.94 -			ST	t	32-A79-F 						
					t	32-A80-F 						
					a	32-A79-0 						
					a	32-A80-0 						
					OHD		t	32-A87-F 	04.1997->			
					t	32-A88-F 	04.1997->					
					a	32-A87-0 	->03.1997					
					a	32-A88-0 	->03.1997					
								87-415-L				
							ST	t	27-C47-F =			
a	27-C47-0											
SP		t	27-C46-F =	04.1997->								
a	27-C46-0	04.1997->										
OHD		t	27-C46-F =									
a	27-C46-0											



t = turbo  
a = automatic  
e = eXtreme

Article No.



# Peugeot

## 306 Hatchback (7A, 7C, N3, N5) 05.93 -

1.9 DT	05.93 -			ST	t	32-A79-F	≡		
					t	32-A80-F	≡		
					a	32-A79-0	⊕		
					a	32-A80-0	⊕		
					OHD	t	32-A87-F	≡	04.1997->
					t	32-A88-F	≡	04.1997->	
		a	32-A87-0	⊕	->03.1997				
		a	32-A88-0	⊕	->03.1997				
			○○	ST	t	27-C47-F	≡		
					a	27-C47-0			
				SP	t	27-C46-F	≡	04.1997->	
					a	27-C46-0		04.1997->	
OHD	t			27-C46-F	≡				
	a			27-C46-0					

## 306 (7B, N3, N5) 06.94 -

1.1 1.4 SL	06.94 - 06.94 -			ST	t	32-A79-F	≡					
					t	32-A80-F	≡					
					a	32-A79-0	⊕					
					a	32-A80-0	⊕					
					OHD	t	32-A87-F	≡				
					t	32-A88-F	≡					
			○○	ST	t	32-A29-F	≡					
					a	27-865-0						
				OHD	t	27-C46-F	≡					
					a	27-C46-0						
				1.6 SR 1.8 ST 1.8 16V 1.9 D, 51 kW	06.94 - 10.00 06.94 - 03.97 - 09.98 -			ST	t	32-A79-F	≡	
									t	32-A80-F	≡	
a	32-A79-0	⊕										
a	32-A80-0	⊕										
OHD	t	32-A87-F	≡									
t	32-A88-F	≡										
	○○	ST	t			32-A29-F	≡					
			a			27-865-0						
		SP	t			27-C46-F	≡					
			a			27-C46-0						
		OHD	t			27-C46-F	≡					
			a			27-C46-0						
2.0 ST	07.94 -			ST	t	32-A79-F	≡	->03.1997				
					t	32-A80-F	≡	->03.1997				
					a	32-A79-0	⊕	->03.1997				
					a	32-A80-0	⊕	->03.1997				
					OHD	t	32-A87-F	≡	->03.1997			
					t	32-A88-F	≡	->03.1997				
			○○	ST	t	32-A29-F	≡	->03.1997				
					a	27-865-0		->03.1997				
				SP	t	27-C46-F	≡	->03.1997				
					a	27-C46-0		->03.1997				
				OHD	t	27-C46-F	≡	->03.1997				
					a	27-C46-0		->03.1997				
2.0	03.97 -						87-415-L					



t = turbo  
a = automatic  
e = eXtreme

Article No.



Peugeot

306 (7B, N3, N5)

06.94 -

2.0 S16, 110 kW 2.0 S16, 112 kW	06.94 - 06.94 -			ST	t	32-A79-F	≡	Ⓢ					
					t	32-A80-F	≡	Ⓢ					
					a	32-A79-0	≡	Ⓢ					
					a	32-A80-0	≡	Ⓢ					
					OHD	t	32-A87-F	≡	Ⓢ				
						t	32-A88-F	≡	Ⓢ				
									87-415-L				
						○ ○		ST	t	27-A66-F	≡		
									a	27-A66-0	≡		
									SP	t	27-C46-F	≡	
a	27-C46-0	≡											
OHD	t	27-C46-F	≡										
	a	27-C46-0	≡										
2.0 XSi	01.94 - 12.97			ST	t	32-A79-F	≡	Ⓢ					
					t	32-A80-F	≡	Ⓢ					
					a	32-A79-0	≡	Ⓢ					
					a	32-A80-0	≡	Ⓢ					
					OHD	t	32-A87-F	≡	Ⓢ				
						t	32-A88-F	≡	Ⓢ				
									87-415-L				
						○ ○		ST	t	32-A29-F	≡		
									a	27-865-0	≡		
									OHD	t	27-A67-F	≡	
a	27-A67-0	≡											
SP	t	27-C46-F	≡										
	a	27-C46-0	≡										
1.9 SLD, 47 kW 1.9 SLD, 50 kW 1.9 D, 55 kW 1.9 SRDT	06.94 - 06.94 - 03.98 - 06.94 -			ST	t	32-A79-F	≡	Ⓢ					
					t	32-A80-F	≡	Ⓢ					
					a	32-A79-0	≡	Ⓢ					
					a	32-A80-0	≡	Ⓢ					
					OHD	t	32-A87-F	≡	Ⓢ				
						t	32-A88-F	≡	Ⓢ				
									87-415-L				
						○ ○		ST	t	32-A29-F	≡		
									a	27-865-0	≡		
									SP	t	27-C46-F	≡	
a	27-C46-0	≡											
OHD	t	27-C46-F	≡										
	a	27-C46-0	≡										
2.0 HDI 90	06.99 -			ST	t	32-A79-F	≡	Ⓢ					
					t	32-A80-F	≡	Ⓢ					
					a	32-A79-0	≡	Ⓢ					
					a	32-A80-0	≡	Ⓢ					
					OHD	t	32-A87-F	≡	Ⓢ				
						t	32-A88-F	≡	Ⓢ				
						○ ○		ST	t	27-C47-F	≡		
									a	27-C47-0	≡		
									OHD	t	27-C46-F	≡	
										a	27-C46-0	≡	



t = turbo  
a = automatic  
e = eXtreme






Article No.























# Peugeot

306 Estate (7E, N3, N5) 06.94 -

















1.4 1.9 D, 51 kW	03.97 - 09.98 -			ST	t	32-A79-F	≡					
					t	32-A80-F	≡					
					a	32-A79-0	⊕					
					a	32-A80-0	⊕					
					OHD			t	32-A87-F	≡		
					OHD			t	32-A88-F	≡		
					OHD			t	32-A87-F	≡		
			○○		ST	t	27-C46-F	≡				
						a	27-C46-0					
						OHD			t	27-C46-F	≡	
						OHD			a	27-C46-0		
						OHD			t	27-C46-F	≡	
						OHD			a	27-C46-0		
						OHD			t	27-C46-F	≡	
1.6 1.8 1.8 16V	03.97 - 10.00 03.97 - 03.97 -			ST	t	32-A79-F	≡					
					t	32-A80-F	≡					
					a	32-A79-0	⊕					
					a	32-A80-0	⊕					
					OHD			t	32-A87-F	≡		
					OHD			t	32-A88-F	≡		
					OHD			t	32-A87-F	≡		
			○○		ST	t	27-C46-F	≡				
						t	32-A29-F	≡	Equipment Variation: XT			
						a	27-865-0		Equipment Variation: XT			
						a	27-C46-0					
						OHD			t	27-C46-F	≡	
						OHD			a	27-C46-0		
						OHD			t	27-C46-F	≡	
2.0	03.97 -			ST	t	32-A79-F	≡					
					t	32-A80-F	≡					
					a	32-A79-0	⊕					
					a	32-A80-0	⊕					
					OHD			t	32-A87-F	≡		
					OHD			t	32-A88-F	≡		
					OHD			t	32-A87-F	≡		
			○○		ST	t	87-415-L					
						OHD			t	27-A67-F	≡	
						OHD			t	27-C46-F	≡	
						OHD			a	27-C46-0		
						OHD			t	27-C46-F	≡	
						OHD			a	27-C46-0		
						OHD			t	27-C46-F	≡	
1.9 D, 50 kW 1.9 D, 55 kW	03.97 - 03.98 -			ST	t	32-A79-F	≡					
					t	32-A80-F	≡					
					a	32-A79-0	⊕					
					a	32-A80-0	⊕					
					OHD			t	32-A87-F	≡		
					OHD			t	32-A88-F	≡		
					OHD			t	32-A87-F	≡		
			○○		ST	t	87-415-L					
						OHD			t	27-C46-F	≡	
						OHD			a	27-C46-0		
						OHD			t	27-C46-F	≡	
						OHD			a	27-C46-0		
						OHD			t	27-C46-F	≡	
						OHD			a	27-C46-0		

					t = turbo a = automatic e = eXtreme	<b>i</b>
<b>Article No.</b>						
<b>Peugeot</b>						















**306 Estate (7E, N3, N5) 06.94 -**

1.9 TD	02.97 -			ST	t	32-A79-F 	
					t	32-A80-F 	
					a	32-A79-0 	
					a	32-A80-0 	
					OHD	t 32-A87-F 	
					t	32-A88-F 	
				ST	t	27-C46-F =	
					t	32-A29-F =	Equipment Variation: XT
					a	27-865-0	Equipment Variation: XT
					a	27-C46-0	
					OHD	t 27-C46-F =	
					a	27-C46-0	
2.0 HDI 90	06.99 -			ST	t	32-A79-F 	
					t	32-A80-F 	
					a	32-A79-0 	
					a	32-A80-0 	
					OHD	t 32-A87-F 	
					t	32-A88-F 	
		ST	t	27-C46-F =			
			a	27-C46-0			

**306 Convertible (7D, N3, N5) 03.94 -**

1.4 i 1.8 i 16V 1.6 1.8 2.0 16V	04.96 - 04.97 - 04.96 - 10.00 03.94 - 03.97 -			ST	t	32-A79-F 				
					t	32-A80-F 				
					a	32-A79-0 				
					a	32-A80-0 				
		ST	t	32-A29-F =						
			a	27-865-0						
			2.0	03.94 -			ST	t	32-A79-F 	
								t	32-A80-F 	
a	32-A79-0 									
a	32-A80-0 									
		ST	t	87-415-L						
			a	27-865-0						

**309 I (10C, 10A) 10.85 - 12.89**

1.1 1.3 1.6, 53 kW 1.6, 55 kW 1.6, 59 kW 1.6, 76 kW	10.85 - 07.89 10.85 - 07.89 08.87 - 07.89 10.85 - 07.89 10.85 - 07.89 11.85 - 09.88			ST	t	32-641-F =						
					a	32-641-0						
							ST	t	87-415-R			
								a	89-009-0			
								t	87-415-A 			
								a	87-415-L 			
				ST	t	32-A29-F =						
					a	27-865-0						
					1.4, 49 kW 1.4, 55 kW 1.4, 62 kW	03.89 - 07.89 03.89 - 07.89 03.89 - 07.89			ST	t	87-415-R	
										a	87-415-A 	
t	87-415-L 											
a	89-009-0											
1.6 CAT	09.86 - 12.89			ST	t	32-641-F =						
					a	32-641-0						
					t	32-A29-F =						
					a	27-865-0						



t = turbo  
a = automatic  
e = eXtreme

Article No.








# Peugeot

309 I (10C, 10A)












































10.85 - 12.89







1.6, 69 kW	01.86 - 07.89			ST	t	32-641-F =				
					a	32-A36-F =Ⓢ	09.1988-> Eng. XU5JA			
					a	32-A37-F =Ⓢ	09.1988-> Eng. XU5JA			
					a	32-641-0				
						89-009-0				
1.9, 72 kW 1.9, 75 kW	03.86 - 07.89 10.85 - 07.89			ST	t	32-641-F =	->08.1988 Eng. XU92C Equipment Variation: GT, XS			
					t	32-641-F =	Equipment Variation: GR,GT,XR,XS-Inj,GRI			
					a	32-641-0	->08.1988 Eng. XU92C Equipment Variation: GT, XS			
					a	32-A36-F =Ⓢ	09.1988-> Eng. XU92C Equipment Variation: GT, XS			
					a	32-A37-F =Ⓢ	09.1988-> Eng. XU92C Equipment Variation: GT, XS			
					a	32-641-0	Equipment Variation: GR,GT,XR,XS-Inj,GRI			
						87-415-R Ⓢ 87-415-A Ⓢ 87-415-L				
						89-009-0				
							ST	t	32-A29-F =	
								a	27-865-0	
1.9, 80 kW	07.88 - 07.89			ST	a	32-A36-F =Ⓢ	09.1988-> Equipment Variation: Green			
					a	32-A37-F =Ⓢ	09.1988-> Equipment Variation: Green			
						87-415-R Ⓢ 87-415-A Ⓢ 87-415-L				
						89-009-0				
1.9 GTI, 88 kW 1.9 GTI, 94 kW	07.88 - 07.89 10.86 - 07.89			ST	a	32-A36-F =Ⓢ				
					a	32-A37-F =Ⓢ				
						87-415-R Ⓢ 87-415-A Ⓢ 87-415-L				
						89-009-0				
							ST	a	32-A38-0	
			a	32-A38-F =●						
1.9 D	06.86 - 07.89			ST	t	32-641-F =	09.1986->			
					a	32-641-0	09.1986->			
						87-415-R Ⓢ 87-415-A Ⓢ 87-415-L				
						89-009-0				
							ST	t	32-A29-F =	09.1986->
			a	27-865-0	09.1986->					










					t = turbo a = automatic e = eXtreme	<b>i</b>
<b>Article No.</b>						
<b>Peugeot</b>						



**309 II (3C, 3A)**
**07.89 - 12.93**



1.1 1.4, 55 kW 1.8 TD 1.9 Diesel, 1891 ccm 1.9 Diesel, 1905 ccm	08.90 - 12.93 07.89 - 12.93 08.89 - 12.93 07.89 - 12.93 07.89 - 12.93			ST	t	32-641-F =				
					a	32-641-0				
						87-415-R				
						  87-415-A				
						 87-415-L				
						89-009-0				
1.4, 49 kW 1.8 Diesel	07.90 - 12.93 07.89 - 12.93			ST	t	32-641-F =				
					a	32-641-0				
						89-009-0				
							ST	t	32-A29-F =	
								a	27-865-0	
1.6, 65 kW 1.6, 69 kW	07.89 - 12.93 07.89 - 12.93			ST	t	32-641-F =				
					a	32-A36-F = 	09.1988-> Equipment Variation: GT Eng. XU5JA			
					a	32-A37-F = 	09.1988-> Equipment Variation: GT Eng. XU5JA			
					a	32-641-0				
						87-415-R				
						  87-415-A				
	 87-415-L									
	89-009-0									
1.6, 68 kW	07.89 - 12.93			ST	t	32-641-F =				
					a	32-A36-F = 	09.1988-> Equipment Variation: GT Eng. XU5JA			
					a	32-A37-F = 	09.1988-> Equipment Variation: GT Eng. XU5JA			
					a	32-641-0				
						89-009-0				
							ST	t	32-A29-F =	
a	27-865-0									
1.9, 72 kW 1.9, 80 kW	08.89 - 12.93 10.90 - 12.93			ST	t	32-641-F =	Equipment Variation: GR,GT,XR,XS-Inj,GRI			
					a	32-641-0	Equipment Variation: GR,GT,XR,XS-Inj,GRI			
					a	32-A36-F = 	Eng. XU92C Equipment Variation: GT,XS			
					a	32-A36-F = 	Equipment Variation: Green			
					a	32-A37-F = 	Eng. XU92C Equipment Variation: GT,XS			
					a	32-A37-F = 	Equipment Variation: Green			
	87-415-R									
	  87-415-A									
	 87-415-L									
	89-009-0									
		ST	t	32-A29-F =	not for equipment variation: Green					
			a	27-865-0	not for equipment variation: Green					
1.9 GTI	07.89 - 12.93			ST	a	32-A36-F = 	->08.1989			
					a	32-A37-F = 	->08.1989			
						87-415-R				
						  87-415-A				
						 87-415-L				
						89-009-0				
		ST	a	32-A38-0	->08.1989					
			a	32-A38-F = 	->08.1989					



						t = turbo a = automatic e = eXtreme	<b>i</b>
<b>Article No.</b>							























## Peugeot





<b>309 II (3C, 3A)</b>		<b>07.89 - 12.93</b>							
1.9 GTI 16V	10.90 - 12.93								
						87-415-R   87-415-A  87-415-L			
						ST	a	32-A38-F =	







<b>404</b>		<b>04.63 - 12.71</b>							
1.6, 48 kW 1.6 GT 1.6, 54 kW	04.63 - 12.71 07.71 - 12.71 11.67 - 12.71					ST	a	27-513-0	Model: L.U6.UD6.KF.CKF.SL

<b>404 Camionette</b>									
Camionette U8, U10 (L)	01.67 - 12.76					ST	a	27-513-0	Equipment Variation: Pick-up








<b>404 Convertible</b>		<b>04.63 - 12.68</b>							
1.6	04.63 - 12.68					ST	a	27-513-0	

<b>405 I (15B)</b>		<b>01.87 - 12.93</b>								
1.6, 53 kW 1.6, 55 kW 1.6, 65 kW 1.6, 66 kW	07.87 - 12.92 07.87 - 06.88 07.87 - 12.92 10.89 - 12.92					ST	t	32-A30-F =		
							a	32-A30-0		
								89-009-0		
1.6, 69 kW	01.87 - 12.92					ST	t	32-A30-F =	05.1987->	
							a	32-A30-0	05.1987->	
									89-009-0	
						ST	t	32-A31-F =	05.1987->	
							a	32-A32-0	05.1987->	
1.9, 70 kW 1.9 Injection 1.9, 80 kW 1.9, 88 kW 1.8 Turbo Diesel 1.9 Diesel, 47 kW 1.9 Diesel, 51 kW	07.87 - 12.92 07.87 - 12.92 07.88 - 12.92 07.88 - 12.92 03.88 - 12.92 07.88 - 09.92 03.88 - 12.92					ST	t	32-A30-F =		
							a	32-A30-0		
									89-009-0	
									87-415-L	
						ST	t	32-A31-F =		
							a	32-A32-0		
1.9 4X4	07.88 - 12.92					ST	t	32-A30-F =	06.1989->	
							a	32-A30-0	06.1989->	
									32-A30-F =	->12.1992
									32-A30-0	->12.1992
1.9, 93 kW	07.87 - 12.93					ST	t	32-A30-F =		
							a	32-A30-0	->12.1992	
									89-009-0	
									87-415-L	->12.1992
						ST	t	32-A31-F =	->12.1992	
							a	32-A32-0	->12.1992	
1.9 Sport MI-16, 108 kW 1.9 Sport MI-16, 116 kW	04.88 - 12.92 07.87 - 11.91					ST	a	32-A49-F =		
								89-009-0		
						ST	t	32-A31-F =		
1.9 SPort MI-16 4X4	04.88 - 12.92					ST	t	32-A30-F =	06.1989->	
								89-009-0		














<b>405 I Estate (15E)</b>		<b>10.88 - 08.92</b>							
1.6, 53 kW 1.6, 55 kW 1.6, 65 kW 1.6, 66 kW 1.6, 69 kW	10.88 - 08.92 10.88 - 08.92 10.88 - 08.92 10.88 - 08.92 10.88 - 08.92					ST	t	32-A30-F =	
							a	32-A30-0	
								89-009-0	
1.6, 69 kW	10.88 - 08.92					ST	t	32-A31-F =	
							a	32-A32-0	

						t = turbo a = automatic e = eXtreme	<b>i</b>
<b>Article No.</b>							
<b>Peugeot</b>							











**405 I Estate (15E) 10.88 - 08.92**

1.9, 70 kW 1.9, 77 kW 1.9, 80 kW 1.9, 88 kW 1.8 TD 1.9 D, 47 kW 1.9 D, 51 kW, 1891 ccm 1.9 D, 51 kW, 1905 ccm	10.88 - 08.92			ST	t	32-A30-F =				
	10.88 - 08.92				a	32-A30-0				
	10.88 - 08.92					89-009-0				
	10.88 - 08.92					87-415-L				
	10.88 - 08.92						ST	t	32-A31-F =	
	10.88 - 08.92							a	32-A32-0	
1.9 4X4	10.88 - 08.92			ST	t	32-A30-F =				
					a	32-A30-0				
						89-009-0				






**405 II (4B) 08.92 - 10.95**

1.4 1.6 1.8 2.0	08.92 - 10.95			ST	t	32-A30-F =	
	08.92 - 10.95				a	32-A30-0	
	08.92 - 10.95					89-009-0	
	08.92 - 10.95					87-415-L	
2.0 X4	08.92 - 10.95			ST	t	32-A31-F =	
					a	32-A32-0	
					t	32-A30-F =	
2.0 16V 2.0 MI-16	06.94 - 10.95 08.92 - 10.95			ST	a	32-A49-F =	
						89-009-0	
						87-415-L	
1.9 D, 47 kW 1.9 D, 50 kW 1.9 TD	08.92 - 10.95 06.94 - 10.95 08.92 - 10.95			ST	t	32-A30-F =	
					a	32-A30-0	
						89-009-0	
						87-415-L	
							ST
			a	32-A32-0			

**405 II Estate (4E) 08.92 - 10.96**

1.4 1.6 2.0	08.92 - 10.96			ST	t	32-A30-F =	
	08.92 - 10.96				a	32-A30-0	
	08.92 - 10.96					89-009-0	
	08.92 - 10.96					87-415-L	
2.0 4X4	08.92 - 10.96			ST	t	32-A30-F =	
					a	32-A30-0	
						89-009-0	
1.9 D, 47 kW 1.9 D, 50 kW 1.9 TD	08.92 - 10.96 06.94 - 10.96 08.92 - 10.96			ST	t	32-A30-F =	
					a	32-A30-0	
						89-009-0	
						87-415-L	
							ST
			a	32-A32-0			

**406 (8B) 10.95 -**

1.6 1.8 1.8 16V	11.95 - 05.97 - 11.95 - 10.00			ST	t	32-D90-F =	
					t	32-D91-F =	
					a	32-D90-0	
					a	32-D91-0	
						87-416-L	
							ST
			a	32-D94-F =			



t = turbo  
a = automatic  
e = eXtreme

Article No.

















# Peugeot








































406 (8B)






10.95 -

2.0 16V	01.99 - 08.00			ST	t	32-D90-F	->Chass. 7664
					t	32-D91-F	->Chass. 7664
					t	32-D92-F	Chass. 7665->
					t	32-D93-F	Chass. 7665->
		a	32-D90-0	->Chass. 7664			
		a	32-D91-0	->Chass. 7664			
		a	32-D92-0	Chass. 7665->			
		a	32-D93-0	Chass. 7665->			
		ST	t	32-D95-0			
			a	32-D95-F =			
2.0	11.95 -			ST	t	32-D90-F	->Chass. 7664
					t	32-D91-F	->Chass. 7664
					t	32-D92-F	Chass. 7665->
					t	32-D93-F	Chass. 7665->
		a	32-D90-0	->Chass. 7664			
		a	32-D91-0	->Chass. 7664			
		a	32-D92-0	Chass. 7665->			
		a	32-D93-0	Chass. 7665->			
		ST	t	32-D95-0			
			a	32-D95-F =			
2.0 Turbo	04.96 -			ST	t	32-D92-F	
					t	32-D93-F	
		a	32-D92-0				
		a	32-D93-0				
		ST	t	32-D95-0			
			a	32-D95-F =			
3.0 24V	10.96 -			ST	t	32-D92-F	
					t	32-D93-F	
3.0 V6	03.00 -			ST	t	32-D92-F	
					t	32-D93-F	
		a	32-D92-0				
		a	32-D93-0				
		ST	t	32-D95-0			
			a	32-D95-F =			
1.9 TD, 66 kW 1.9 TD, 68 kW	01.96 - 01.96 -			ST	t	32-D90-F	->Chass. 7664
					t	32-D91-F	->Chass. 7664
					t	32-D92-F	Chass. 7665->
					t	32-D93-F	Chass. 7665->
					a	32-D90-0	->Chass. 7664
					a	32-D91-0	->Chass. 7664
	a	32-D92-0	Chass. 7665->				
	a	32-D93-0	Chass. 7665->				
			ST	t	32-D94-0	->Chass. 7664	
				t	32-D95-0	Chass. 7665->	
	a	32-D94-F =	->Chass. 7664				
	a	32-D95-F =	Chass. 7665->				
2.0 HDI 90	02.99 -			ST	t	32-D95-0	
					a	32-D95-F =	
		a	32-D95-0				
		a	32-D95-F =				
2.0 HDI 110	02.99 - 08.01			ST	t	32-D95-0	
					a	32-D95-F =	
		a	32-D95-0				
		a	32-D95-F =				












					t = turbo a = automatic e = eXtreme	<b>i</b>
<b>Article No.</b>						
<b>Peugeot</b>						





<b>406 (8B)</b>	<b>10.95 -</b>								
2.1 TD 12V	01.96 -			ST	t	32-D92-F 			
					t	32-D93-F 			
					a	32-D92-0 			
					a	32-D93-0 			
								87-416-L	
				ST	t	32-D94-0	->Chass. 7664		
					t	32-D95-0	Chass. 7665->		
					a	32-D94-F =	->Chass. 7664		
a	32-D95-F =				Chass. 7665->				







<b>406 Estate (8E/F)</b>	<b>10.96 -</b>								
1.8 1.8 16V	05.97 - 10.96 - 10.00			ST	t	32-D90-F 			
					t	32-D91-F 			
					a	32-D90-0 			
					a	32-D91-0 			
								87-416-L	
				ST	t	32-D95-0			
					a	32-D95-F =			
					t	32-D95-0			
a	32-D95-F =								
2.0 16V, 99 kW	01.99 - 10.00			ST	t	32-D92-F 	Eng. RFR		
					t	32-D93-F 	Eng. RFR		
					a	32-D92-0 	Eng. RFR		
					a	32-D93-0 	Eng. RFR		
				ST	t	32-D95-0	Eng. RFR		
					a	32-D95-F =	Eng. RFR		
					t	32-D95-0	Eng. RFR		
					a	32-D95-F =	Eng. RFR		
2.0 16V, 97 kW	10.96 -			ST	t	32-D90-F 	->Chass. 7664 Eng. RFV		
					t	32-D91-F 	->Chass. 7664 Eng. RFV		
					t	32-D92-F 	Chass. 7665-> Eng. RFV		
					t	32-D93-F 	Chass. 7665-> Eng. RFV		
					a	32-D90-0 	->Chass. 7664 Eng. RFV		
					a	32-D91-0 	->Chass. 7664 Eng. RFV		
					a	32-D92-0 	Chass. 7665-> Eng. RFV		
					a	32-D93-0 	Chass. 7665-> Eng. RFV		
								87-416-L	
				ST	t	32-D95-0			
					a	32-D95-F =			
					t	32-D95-0			
					a	32-D95-F =			
					t	32-D95-0			
a	32-D95-F =								
2.0 Turbo 3.0 24V 2.1 TD 12V	10.96 - 10.96 - 10.96 -			ST	t	32-D92-F 			
					t	32-D93-F 			
					a	32-D92-0 			
					a	32-D93-0 			
								87-416-L	
				ST	t	32-D95-0			
					a	32-D95-F =			
					t	32-D95-0			
a	32-D95-F =								







					t = turbo a = automatic e = eXtreme	<b>i</b>
<b>Article No.</b>						





# Peugeot






<b>406 Estate (8E/F) 10.96 -</b>									
3.0 V6	03.00 -			ST	t	32-D92-F =⊕			
					t	32-D93-F =⊕			
					a	32-D92-0 ⊕			
				ST	t	32-D95-0			
					a	32-D95-F =			
					△ t	32-D95-0			
1.9 D 1.9 TD	10.96 - 10.96 -			ST	t	32-D90-F =⊕	->Chass. 7664		
					t	32-D91-F =⊕	->Chass. 7664		
					t	32-D92-F =⊕	Chass. 7665->		
					t	32-D93-F =⊕	Chass. 7665->		
					a	32-D90-0 ⊕	->Chass. 7664		
					a	32-D91-0 ⊕	->Chass. 7664		
a	32-D92-0 ⊕	Chass. 7665->							
a	32-D93-0 ⊕	Chass. 7665->							
						87-416-L			
		ST	t	32-D95-0					
			a	32-D95-F =					
			△ t	32-D95-0					
2.0 HDI 90 2.0 HDI 110	02.99 - 02.99 - 08.01			△ t		32-D95-0			
					a	32-D95-F =			





<b>406 Coupe (8C) 03.97 -</b>							
1.8 16V 2.0 16V, 99 kW 2.0 16V, 97 kW 3.0 V6 24V 3.0 V6	03.97 - 01.99 - 10.00 03.97 - 03.97 - 03.00 -			ST	t	32-D92-F =⊕	
					t	32-D93-F =⊕	
					a	32-D92-0 ⊕	
				ST	t	32-D95-0	
					a	32-D95-F =	













<b>504 07.68 - 07.86</b>							
1.8 (M03) 1.8 (A01, A03) 1.8 Injection (A02) 2.0 (A1, A13, MY1, MY3) 2.0 TI (A12, A14) D (A40, A45)	01.71 - 06.83 07.68 - 02.71 07.68 - 02.71 03.71 - 06.86 01.71 - 06.83 07.75 - 12.83			ST	a	27-980-0	->Chass. 2 181 356
					a	27-094-0	Chass. 2 181 357->
					a	27-094-F =●	Chass. 2 181 357->
				ST		89-023-0	Chass. 2 181 357->
					a	32-045-0	Equipment Variation: GL, GLD, GR, SRD, SR
					a	32-045-F =●	Equipment Variation: GL, GLD, GR, SR
1.9 D (M20) 2.1 D (A20, M20)	03.73 - 07.86 02.71 - 07.86			ST	a	27-980-0	->Chass. 2 181 356
						27-094-0	Chass. 2 181 357->
					a	27-094-F =●	Chass. 2 181 357->
						Equipment Variation: GRD, SRD, SR, LD, L	

<b>504 Estate 04.71 - 07.86</b>							
1.8 (F01, E01) 2.0 (D11, F11) 2.1 D (E20, F20) 2.3 D (D40, F40)	04.71 - 07.86 04.71 - 07.86 04.71 - 07.86 07.75 - 07.86			ST	a	27-980-0	->Chass. 2 181 356
					a	27-094-0	Chass. 2 181 357 - Chass. 3 972 015
					a	27-094-F =●	Chass. 2 181 357 - Chass. 3 972 015
				ST		27-148-0 ●	Chass. 3 972 016->
						89-023-0	Chass. 2 181 357 - Chass. 3 972 015
						89-015-0	Chass. 3 972 016->
		ST	a	32-343-0			

<b>504 Convertible 10.74 - 08.84</b>							
V6				ST	a	27-094-0	Chass. 2 085 066->
					a	27-094-F =●	Chass. 2 085 066->
				ST	a	32-045-0	Chass. 2 085 066->
					a	32-045-F =●	Chass. 2 085 066->

					t = turbo a = automatic e = eXtreme	<b>i</b>
<b>Article No.</b>						
<b>Peugeot</b>						

<b>504 Convertible</b>		<b>10.74 - 08.84</b>							
2.0, 75 kW 2.0, 78 kW	10.74 - 08.82 08.82 - 08.84			ST	a	27-980-0	->Chass. 2 085 065		
					a	27-094-0	Chass. 2085066->		
					a	27-094-F =●	Chass. 2085066->		
					a	32-045-0			
				ST	a	32-045-F =●			

<b>505 (551A)</b>		<b>05.79 - 12.93</b>							
1.6 4x4 1.8, 55 kW 1.8, 60 kW 1.8, 62 kW 2.0, 71 kW 2.0, 72 kW 2.0 TI,STI 2.2, 84 kW 2.2 GTI, 90 kW 2.2 GTI, 96 kW 2.5 Diesel, 51 kW 2.5 Diesel, 55 kW 2.5 Turbo Diesel, 66 kW 2.5 Turbo Diesel, 70 kW 2.5 Turbo Diesel, 77 kW	05.79 - 09.83 - 10.85 01.82 - 10.85 09.85 - 10.86 11.80 - 12.85 09.85 - 10.86 08.79 - 10.86 03.86 - 12.93 08.83 - 12.93 08.83 - 12.93 10.81 - 11.90 06.81 - 12.93 10.83 - 12.93 10.83 - 12.90 10.86 - 12.93			ST	a	27-094-0	->Chass. 1 845 000		
					a	27-094-F =●	->Chass. 1 845 000		
					a	27-148-0	Chass. 1 845 001->		
						89-023-0	->Chass. 1 845 000		
						89-015-0	Chass. 1 845 001->		
						32-045-0			
						32-045-F =●			
2.8 S	05.79 -			ST	a	32-045-0			
					a	32-045-F =●			
2.2, 85 kW	05.81 - 10.84			ST	a	27-094-0	09.1981 - Chass. 1 845 000		
					a	27-094-F =●	09.1981 - Chass. 1 845 000		
					a	27-148-0	Chass. 1 845 001->		
						89-023-0	09.1981 - Chass. 1 845 000		
						89-015-0	Chass. 1 845 001->		
						32-045-F =●	09.1981 - Chass. 1 845 000		
						32-045-0	09.1981->		
						32-045-F =●	Chass. 1 845 001->		
2.2 Turbo Injection, 110 kW 2.2 Turbo Injection, 114 kW	01.86 - 12.87 03.84 - 10.88			ST	a	27-094-0	->Chass. 1 887 751 for vehicles without ABS		
					a	27-094-F =●	->Chass. 1 887 751 for vehicles without ABS		
					a	27-148-0	Chass. 1 887 752-> for vehicles without ABS		
						89-023-0	->Chass. 1 887 751		
						89-015-0	Chass. 1 887 752->		
						32-045-F =●	Chass. 1 965 001-> for vehicles with ABS		
						32-045-0	Chass. 1965001-> for vehicles with ABS		
						32-045-0	for vehicles without ABS		
						32-045-F =●	for vehicles without ABS		
2.8 GTI V6	06.86 - 12.93			ST	a	32-045-0	09.1986->		
					a	32-045-F =●	09.1986->		
2.3 Turbo Diesel	09.80 - 06.86			ST	a	27-094-0	->08.1985		
					a	27-094-F =●	->08.1985		
						89-023-0			
						32-045-F =●	->08.1985		
					a	32-045-0			



t = turbo  
a = automatic  
e = eXtreme

Article No.



# Peugeot

## 505 Estate (551D)

04.82 - 12.93

2.0, 60 kW	04.82 - 11.87			ST	a	27-094-0	->Chass. 1 845 000
2.0, 69 kW	08.83 - 12.85				a	27-094-F =●	->Chass. 1 845 000
2.0, 72 kW	09.85 - 11.87				a	27-148-0	Chass. 1 845 001->
2.2	01.86 - 12.93					89-023-0	->Chass. 1 845 000
2.2 GTI	09.85 - 12.86					89-015-0	Chass. 1 845 001->
2.5 Diesel, 51 kW	01.86 - 12.93			ST	a	36-193-0	
2.5 Diesel, 55 kW	08.83 - 12.93						
2.5 Turbo Diesel, 66 kW	10.85 - 11.87						
2.5 Turbo Diesel, 77 kW	10.86 - 12.93						

## 604

08.77 - 07.87






2.0 SR	01.81 - 12.85			ST	a	27-094-0	
2.7 TI,STI	08.77 - 05.83				a	27-094-F =●	
2.5 TD	08.83 - 12.86					89-023-0	
						32-045-0	
						32-045-F =●	
2.7 SL	08.77 - 05.83			ST	a	27-094-0	->03.1982
					a	27-094-F =●	->03.1982
						89-023-0	
						32-045-0	->03.1982
						32-045-F =●	->03.1982
2.8 GTI	09.83 - 07.87			ST	a	27-094-0	->12.1986
					a	27-094-F =●	->12.1986
						89-023-0	
						32-045-0	->12.1986
						32-045-F =●	->12.1986
2.3 TD	09.79 - 05.83			ST	a	27-094-0	09.1980->
					a	27-094-F =●	09.1980->
						89-023-0	
						32-045-0	09.1980->
						32-045-F =●	09.1980->





















## 605 (6B)












06.89 - 09.99






2.1 D	07.95 -			ST	t	32-F07-F =⊕	
					t	32-F08-F =⊕	
					a	32-F07-0 ⊕	
					a	32-F08-0 ⊕	
						32-F09-F =	
						32-F09-0	
2.0, 84 kW	06.89 - 09.99			ST	t	32-A65-F =⊕	->07.1995
2.0, 89 kW	06.89 - 09.99				t	32-A66-F =⊕	->07.1995
2.0 16V	07.94 - 09.99				t	32-F07-F =⊕	07.1995->
2.0 Turbo, 104 kW	07.92 - 09.99				t	32-F08-F =⊕	07.1995->
2.0 Turbo, 108 kW	07.91 - 09.99				a	32-A65-0 ⊕	->07.1995
3.0 SV 24	06.90 - 09.99				a	32-A66-0 ⊕	->07.1995
2.1 Turbo Diesel	06.89 - 09.99				a	32-F07-0 ⊕	07.1995->
2.1 TD 12V	08.94 - 09.99				a	32-F08-0 ⊕	07.1995->
2.5 Turbo Diesel	07.94 - 09.99					87-416-L	
							ST
		t	32-F09-F =	07.1995->			
		a	27-A62-0	->07.1995			
		a	32-F09-0	07.1995->			




















					t = turbo a = automatic e = eXtreme	<b>i</b>
<b>Article No.</b>						
<b>Peugeot</b>						






605 (6B)	06.89 - 09.99								
3.0	10.89 - 09.99			ST	t	32-A65-F 	->07.1995		
					t	32-A66-F 	->07.1995		
					t	32-F07-F 	07.1995->		
					t	32-F08-F 	07.1995->		
					a	32-A65-0 	->07.1995		
					a	32-A66-0 	->07.1995		
					a	32-F07-0 	07.1995->		
					a	32-F08-0 	07.1995->		
								87-416-L	07.1994->
		3.0 V6	04.97 - 09.99			ST	t	27-A62-F =	->07.1995
t	32-F09-F =						07.1995->		
a	27-A62-0						->07.1995		
a	32-F09-0						07.1995->		
2.1 D	06.89 - 07.95			ST	t	32-A65-F 			
					t	32-A66-F 			
					a	32-A65-0 			
					a	32-A66-0 			
						27-A62-F =			
						27-A62-0			






806 (221)	06.94 -								
1.8	07.95 -			ST	a	32-C84-0	->Chass. 8891		
						87-444-R 			
								32-C85-F =	->Chass. 7608
								32-C85-0	->Chass. 7608
2.0 2.0 Turbo 1.9 TD, 66 kW 1.9 TD, 68 kW 2.1 td 12V	06.94 - 06.94 - 07.95 - 05.97 - 06.96 - 08.99			ST	t	32-C83-F =	->Chass. 7608		
					t	32-C83-F =	Chass. 7609 - Chass. 8891 without underbody protector		
					a	32-C83-0	->Chass. 7608		
					a	32-C83-0	Chass. 7609 - Chass. 8891 without underbody protector		
								32-C84-0	Chass. 7609 - Chass. 8891 with underbody protector
								87-444-R 	
								87-445-R 	
								32-C85-F =	->Chass. 7608
						32-C85-0	->Chass. 7608		

					t = turbo a = automatic e = eXtreme	<b>i</b>
<b>Article No.</b>						
<b>Peugeot</b>						





<b>806 (221)</b>	<b>06.94 -</b>						
2.0 16V	05.98 - 09.00			ST	t	32-C83-F =	->Chass. 7608
					t	32-C83-F =	Chass. 7609 - Chass. 8891 without underbody protector
					a	32-C83-0	->Chass. 7608
					a	32-C83-0	Chass. 7609 - Chass. 8891 without underbody protector
					a	32-C84-0	Chass. 7609 - Chass. 8891 with underbody protector
					a	32-C85-0	->Chass. 7608
				ST	t	32-C85-F =	->Chass. 7608
					a	32-C85-0	->Chass. 7608

<b>EXPERT (224)</b>	<b>12.95 -</b>											
1.6 1.9 D 1.9 TD, 66 kW 1.9 TD, 68 kW	02.96 - 02.96 - 02.96 - 02.96 -			ST	t	32-C84-F =	->Chass. 8891					
					a	32-C84-0	->Chass. 8891					
					△	t	32-C84-F =	->Chass. 8891				
					a	32-C84-0	->Chass. 8891					
									87-444-R ⊕ ⚡ ⊕ 87-444-A ⚡ ⊕ 87-413-L			
									87-445-R ⊕ ⚡ ⊕ 87-445-A ⚡ ⊕ 87-413-L			
								ST	t	32-C86-F =	->Chass. 7608	
									a	32-C86-0	->Chass. 7608	
									a	32-G19-0	Chass. 7609 - Chass. 8891	
									△	t	32-C86-F =	->Chass. 7608
		a	32-C86-0	->Chass. 7608								
		a	32-G19-0	Chass. 7609 - Chass. 8891								
1.8 i	11.95 -			ST	t	32-C84-F =						
					a	32-C84-0						
					△	t	32-C84-F =					
								ST	t	32-C86-F =	->Chass. 7608	
									a	32-C86-0	->Chass. 7608	
									a	32-G19-0	Chass. 7609 - Chass. 8891	
1.8 i 2.0 2.0 HDI	01.98 - 07.00 - 07.00 -			ST	t	32-C84-F =	->Chass. 8891					
					a	32-C84-0	->Chass. 8891					
					△	t	32-C84-F =	->Chass. 8891				
								ST	a	32-G19-0	->Chass. 8891	
									△	a	32-G19-0	->Chass. 8891




















<b>EXPERT Box (222)</b>	<b>07.95 -</b>										
1.6 1.9 D 1.9 TD, 66 kW 1.9 TD, 68 kW	02.96 - 02.96 - 02.96 - 02.96 -			ST	t	32-C84-F =	->Chass. 8891				
					a	32-C84-0	->Chass. 8891				
					△	t	32-C84-F =	->Chass. 8891			
					a	32-C84-0	->Chass. 8891				
									87-444-R ⊕ ⚡ ⊕ 87-444-A ⚡ ⊕ 87-413-L		
									87-445-R ⊕ ⚡ ⊕ 87-445-A ⚡ ⊕ 87-413-L		
								ST	t	32-C86-F =	->Chass. 7608
									a	32-C86-0	->Chass. 7608
									a	32-G19-0	Chass. 7609 - Chass. 8891
									△	t	32-C86-F =
		a	32-C86-0	->Chass. 7608							
		a	32-G19-0	Chass. 7609 - Chass. 8891							

					t = turbo a = automatic e = eXtreme	<b>i</b>
<b>Article No.</b>					Peugeot	










**EXPERT Box (222) 07.95 -**






2.0 HDI	07.00 -			ST	t	32-C84-F =	->Chass. 8891
					a	32-C84-0	->Chass. 8891
				△	t	32-C84-F =	->Chass. 8891
					a	32-C84-0	->Chass. 8891
				ST	a	32-G19-0	->Chass. 8891
					△	a	32-G19-0

**EXPERT Flatbed / Chassis (223) 12.95 -**

1.6 1.9 D 1.9 TD, 68 kW	02.96 - 02.96 - 02.96 -			ST	t	32-C84-F =	->Chass. 8891			
					a	32-C84-0	->Chass. 8891			
					△	t	32-C84-F =	->Chass. 8891		
						a	32-C84-0	->Chass. 8891		
					<b>87-444-R</b>    87-444-A   87-413-L					
					<b>87-445-R</b>    87-445-A   87-413-L					
				ST	t	32-C86-F =	->Chass. 7608			
					a	32-C86-0	->Chass. 7608			
					32-G19-0 Chass. 7609 - Chass. 8891					
					△	t	32-C86-F =	->Chass. 7608		
						a	32-C86-0	->Chass. 7608		
					a	32-G19-0	Chass. 7609 - Chass. 8891			
1.9 TD, 66 kW	02.96 -			ST	t	32-C84-F =	->Chass. 8891			
					a	32-C84-0	->Chass. 8891			
				△	t	32-C84-F =	->Chass. 8891			
					a	32-C84-0	->Chass. 8891			
				ST	t	32-C86-F =	->Chass. 7608			
					a	32-C86-0	->Chass. 7608			
32-G19-0 Chass. 7609 - Chass. 8891										
△	t				32-C86-F =	->Chass. 7608				
	a	32-C86-0	->Chass. 7608							
a	32-G19-0	Chass. 7609 - Chass. 8891								













**PARTNER MPV (5F) 06.96 -**

1.1 1.4 1.8 1.9 D, 50 kW 1.9 D, 51 kW 2.0 HDI	06.96 - 06.96 - 05.97 - 06.96 - 12.98 - 02.00 -			ST	t	32-C87-F = 				
					t	32-C88-F = 				
					a	32-C87-0 				
					a	32-C88-0 				
					87-415-L					
							ST	t	32-C97-F =	
		a	32-C97-0							
		OHD	t	32-C97-F =						
			a	32-C97-0						
			t	32-C97-F =						
			a	32-C97-0						















					t = turbo a = automatic e = eXtreme  <b>Article No.</b>	<b>i</b>
---	---	---	---	---	---	----------

# Peugeot

















## PARTNER Box (5) 06.96 -

1.1 1.4 1.8 D 1.9 D	06.96 - 06.96 - 06.96 - 06.96 -			ST	t	32-C87-F 	Payload [kg]: 475/ 600				
					t	32-C88-F 	Payload [kg]: 475/ 600				
					t	32-C89-F 	Payload [kg]: 800/ 765				
					t	32-C90-F 	Payload [kg]: 800/ 765				
					a	32-C87-0 	Payload [kg]: 475/ 600				
					a	32-C88-0 	Payload [kg]: 475/ 600				
					a	32-C89-0 	Payload [kg]: 800/ 765				
					a	32-C90-0 	Payload [kg]: 800/ 765				
						87-415-L					
							ST	t	32-C97-F =		
								a	32-C97-0		
								OHD	t	32-C97-F =	
									a	32-C97-0	
								OI	t	32-C97-F =	
a	32-C97-0										





## BOXER Bus (230P) 03.94 -






2.0 i 2.0 i 4X4 1.9 D 1.9 TD, 68 kW 1.9 TD 4x4	03.94 - 08.96 - 08.94 - 03.94 - 07.96 -			ST	a	32-D30-0				
					a	32-D33-A =				
1.9 TD, 66 kW 2.4 D 2.4 D 4x4 2.4 TD 2.4 TD 4X4 2.4 TDI 2.4 TDI 4x4	08.94 - 08.94 - 07.96 - 07.94 - 07.96 - 01.97 - 01.97 -			ST	a	32-D30-0				
						87-435-R 				
						  87-435-A				
						 87-434-L				
						87-436-R 				
						  87-436-A				
						 87-434-L				
							ST	a	32-D33-A =	

## BOXER Box (230L) 03.94 -

















2.0 i 1.9 D, 50 kW 1.9 D, 51 kW 1.9 TD, 66 kW 1.9 TD, 68 kW	06.94 - 07.99 - 03.94 - 07.99 - 03.94 -			ST	a	32-D30-0	Payload [kg]: 1000/1400			
					a	32-D31-0	Payload [kg]: 1800			
							ST	a	32-D32-A =	Payload [kg]: 1000/1400
								a	32-D35-A =	Payload [kg]: 1800
2.4 D 2.4 D 4X4 2.4 TD 2.4 TDI 2.4 TDI 4X4	03.94 - 07.99 - 03.94 - 01.97 - 07.99 -			ST	a	32-D30-0	Payload [kg]: 1000/1400			
					a	32-D31-0	Payload [kg]: 1800			
						87-435-R 				
						  87-435-A				
						 87-434-L				
						87-436-R 				
						  87-436-A				
						 87-434-L				
							ST	a	32-D32-A =	Payload [kg]: 1000/1400
								a	32-D35-A =	Payload [kg]: 1800

## BOXER Flatbed / Chassis 03.94 -



2.0 i 1.9 TD, 68 kW	06.94 - 07.96 -			ST	a	32-D30-0	Payload [kg]: 1000/1400			
					a	32-D31-0	Payload [kg]: 1800			
							ST	a	32-D32-A =	Payload [kg]: 1000/1400
								a	32-D35-A =	Payload [kg]: 1800

					t = turbo a = automatic e = eXtreme	<b>i</b>
<b>Article No.</b>						
<b>Peugeot</b>						






**BOXER Flatbed / Chassis 03.94 -**

1.9 TD, 66 kW 2.4 D 2.4 D 4X4 2.4 TD 2.4 TDI 2.4 TDI 4X4	12.98 - 03.94 - 07.99 - 03.94 - 01.97 - 07.99 -			ST	a	<b>32-D30-0</b>	Payload [kg]: 1000/1400
					a	<b>32-D31-0</b>	Payload [kg]: 1800
						<b>87-435-R</b> 	
						 87-435-A  87-434-L	
						<b>87-436-R</b> 	
						 87-436-A  87-434-L	
				ST	a	<b>32-D32-A</b> 	Payload [kg]: 1000/1400
					a	<b>32-D35-A</b> 	Payload [kg]: 1800










**J5 Bus (280P) 09.81 - 09.90**

2.0	09.81 - 09.90				<b>87-434-L</b>	
2.5 D	09.81 - 09.90					



**J5 Box (280L) 09.81 - 09.90**

1.8	01.83 - 11.88			ST	a	<b>36-603-1</b>	->Chass. 0244 300
					a	<b>36-627-0</b>	Chass. 0244 301-> not for model: 180
						<b>87-434-L</b>	
							ST






**J5 Flatbed / Chassis (280L) 09.81 - 09.90**






2.0, 55 kW	01.86 - 11.88			ST	a	<b>36-603-1</b>	->Chass. 0244 300 not for model: 180					
					a	<b>36-627-0</b>	Chass. 0244 301-> not for model: 180					
							ST	a	<b>32-866-0</b>	->Chass. 0327 500 not for model: 180		
					a	<b>32-549-0</b>	Chass. 0327 501-> not for model: 180					
					2.0, 58 kW 2.5 D	01.83 - 11.88 09.81 - 09.90			ST	a	<b>36-603-1</b>	->Chass. 0244 300 not for model: 180
										a	<b>36-627-0</b>	Chass. 0244 301-> not for model: 180
	<b>87-434-L</b>											
		ST	a	<b>32-866-0</b>						->Chass. 0327 500 not for model: 180		
a	<b>32-549-0</b>	Chass. 0327 501-> not for model: 180										

**J5 Bus (290P) 09.90 - 03.94**

2.0	10.90 -				<b>87-434-L</b>	
1.9 D	10.90 -					
2.5 D	10.90 -					
2.5 TD	10.90 -					















**J5 Box (290L) 09.90 - 03.94**

1.9 D	10.90 -			ST	a	<b>36-627-0</b>	->12.1994 not for model: 180
						<b>87-434-L</b>	
							ST





					t = turbo a = automatic e = eXtreme	<b>i</b>
<b>Article No.</b>						

# Peugeot





## J5 Flatbed / Chassis (290L) 09.90 - 03.94

2.0 2.5 TD	10.90 - 10.90 -			ST	a	36-627-0	->12.1994 Chass. 0244 301-> not for model: 180
					a	36-603-1	->Chass. 0244 300 not for model: 180
				ST	a	87-434-L	
				ST	a	32-866-0	->Chass. 0327 500 not for model: 180
					a	32-549-0	Chass. 0327 501-> ->12.1994 not for model: 180
1.9 D	10.90 -					87-434-L	
2.5 D	10.90 -			ST	a	36-627-0	->12.1994 Chass. 0244 301-> not for model: 180
					a	36-603-1	->Chass. 0244 300 not for model: 180
				ST	a	32-866-0	->Chass. 0327 500 not for model: 180
				ST	a	32-549-0	Chass. 0327 501-> ->12.1994 not for model: 180





## J7 Bus 08.68 - 03.80

1.6, 44 kW 1.6, 50 kW	07.70 - 03.80 08.68 - 07.70			ST	a	32-A59-0	
					a	32-A60-0	
1.8	07.70 - 03.80						
1.9 D	08.68 - 07.78						
2.1 D	08.68 - 07.77						





## J7 Box 08.68 - 03.80

1.6, 44 kW 1.6, 50 kW	08.68 - 03.80 08.68 - 03.80			ST	a	32-A59-0	
					a	32-A60-0	
1.8	07.70 - 03.80						
1.9 D	08.68 - 07.78						
2.1 D	08.68 - 07.77						





## J7 Flatbed / Chassis 08.68 - 03.80

1.6, 44 kW 1.6, 50 kW	07.70 - 03.80 08.68 - 07.70			ST	a	32-A59-0	
					a	32-A60-0	
1.8	07.70 - 03.80						
1.9 D	08.68 - 07.78						
2.1 D	08.68 - 07.77						





## J9 Bus 03.80 - 06.87







2.0 2.3 D 2.5 D	03.80 - 06.87 03.80 - 07.82 08.82 - 06.87			ST	a	32-A59-0	->Chass. 4.161.496
					a	32-A63-0	Chass. 4.161.497->
				ST	a	32-A60-0	

## J9 Box 03.80 - 06.87

1.6 2.0 2.1 D 2.3 D 2.5 D	03.80 - 06.87 03.80 - 06.87 03.80 - 06.87 03.80 - 07.82 07.82 - 06.87			ST	a	32-A59-0	->Chass. 4.161.496
					a	32-A63-0	Chass. 4.161.497->
				ST	a	32-A60-0	





## J9 Flatbed / Chassis 03.80 - 06.87






2.0 2.3 D 2.5 D	03.80 - 06.87 03.80 - 07.82 07.82 - 06.87			ST	a	32-A59-0	->Chass. 4.161.496
					a	32-A63-0	Chass. 4.161.497->
				ST	a	32-A60-0	



















































					t = turbo a = automatic e = eXtreme	
Article No.						

Peugeot






**Boxer(230) Ambulance 02.94 -**





















































































2.0 I	02.94 -			ST	a	32-D30-0	
2.5 D	02.94 -			ST	a	32-D33-A =	
2.5 TD	02.94 -						
1.9 TD	02.94 -						






					t = turbo a = automatic e = eXtreme	<b>i</b>
<b>Article No.</b>						
<b>Porsche</b>						













911	01.63 - 11.90						
911	09.73 - 08.76			ST	a	32-388-F =	
				ST	a	32-250-F =	
911	09.76 - 08.77			ST	a	32-388-F =	
TC Targa	07.68 - 06.71			ST	a	32-388-F =	
SC Coupe	07.68 - 06.71					32-949-5 HD●	For BOGE suspension strut
SC Targa	07.68 - 06.71			ST	a	32-945-5	
TC Coupe	07.68 - 06.71						
Turbo	07.68 - 06.71						
2.0 T	08.68 - 02.72			ST	a	32-388-F =	
2.2 T	01.70 - 12.72					32-949-5 HD●	For BOGE suspension strut
				ST	a	32-945-5	->06.1971
						32-250-F =	07.1971->
2.3 T, 96 kW	01.72 - 12.73			ST	a	32-388-F =	->08.1973
						32-949-5 HD●	->08.1973
				ST	a	32-250-F =●	->08.1973 For BOGE suspension strut
2.3 T, 103 kW	08.71 - 12.73			ST	a	32-388-F =	->08.1973
						32-949-5 HD●	->08.1973
				ST	a	32-250-F =	->08.1973
2.3 S	08.71 - 01.76			ST	a	32-388-F =	
						32-949-5 HD●	For BOGE suspension strut
				ST	a	32-250-F =	
2.7, 110 kW	09.73 - 08.75						
2.7, 121 kW	09.75 - 06.77						
2.7 S Carrera	08.73 - 01.76						
2.7 SC Carrera RS	08.72 - 01.79						
3.0 SC Carrera, 132 kW	07.77 - 06.80						
3.0 SC Carrera, 138 kW	09.79 - 06.80						
3.0 SC Carrera, 147 kW	09.75 - 06.77						
3.0 SC Carrera, 154 kW	03.74 - 10.83			ST	a	32-388-F =	
						32-949-5 HD●	For BOGE suspension strut
3.0 SC	08.82 - 07.83			ST	a	32-250-F =	
3.2	08.86 - 08.89			ST	a	32-336-F =	->08.1988 Equipment Variation: Carrera Targa, Cabr
				ST	a	32-250-F =	->08.1988 Equipment Variation: Carrera Targa, Cabr
3.2 SC Carrera, 152 kW	02.84 - 06.87			ST	a	32-388-F =	->03.1985
						32-949-5 HD●	->03.1985
						32-336-F =	04.1985->
				ST	a	32-250-F =	
3.2 SC Carrera, 170 kW	08.83 - 08.89			ST	a	32-388-F =	->03.1985
						32-949-5 HD●	->03.1985
						32-336-F =	04.1985 - 08.1988
				ST	a	32-250-F =	->08.1988
911 Targa		11.64 - 11.90					
2.0 T	06.67 - 02.72			ST	a	32-388-F =	07.1968->
						32-949-5 HD●	07.1968->
				ST	a	32-945-5	For BOGE suspension strut
						32-250-F =	07.1968 - 06.1971
						32-250-F =	07.1971->
2.0 E	09.68 - 02.72			ST	a	32-388-F =	
2.2 T	01.70 - 12.72					32-949-5 HD●	For BOGE suspension strut
2.2 E	09.69 - 02.72			ST	a	32-945-5	->06.1971
						32-250-F =	07.1971->





























					t = turbo a = automatic e = eXtreme	<b>i</b>
<b>Article No.</b>						
<b>Porsche</b>						



<b>911 Targa</b>		<b>11.64 - 11.90</b>							
2.2 S	09.69 - 02.72			ST	a	32-388-F =	07.1971->		
					a	32-949-5 HD●	07.1971->	For BOGE suspension strut	
				ST	a	32-250-F =	07.1971->		
2.3 T	01.72 - 12.73			ST	a	32-388-F =	->08.1973		
2.3 E	08.71 - 12.73				a	32-949-5 HD●	->08.1973	For BOGE suspension strut	
				ST	a	32-250-F =	->08.1973		
2.7, 110 kW	09.73 - 08.75			ST	a	32-388-F =			
2.7, 121 kW	09.75 - 06.77				a	32-949-5 HD●		For BOGE suspension strut	
2.7 SC Carrera RS	08.72 - 01.79			ST	a	32-250-F =			
3.0 SC Carrera, 132 kW	07.77 - 06.80								
3.0 SC Carrera, 138 kW	09.79 - 06.80								
3.0 SC Carrera, 147 kW	09.75 - 06.77								
<b>911 Convertible</b>		<b>08.82 - 08.89</b>							
3.0 SC	08.82 - 07.83			ST	a	32-388-F =			
3.1 SC Carrera, 170 kW	08.83 - 08.84				a	32-949-5 HD●		For BOGE suspension strut	
				ST	a	32-250-F =			
3.1 SC Carrera, 152 kW	10.84 - 08.89			ST	a	32-388-F =	->03.1985		
					a	32-949-5 HD●	->03.1985	For BOGE suspension strut	
						32-336-F =	04.1985 - 08.1988		
				ST	a	32-250-F =	04.1985 - 08.1988		
<b>911 (964)</b>		<b>12.88 - 09.93</b>							
3.6 Carrera	07.89 - 09.93			ST	a	36-667-G =			
					a	36-668-G =			
				ST	a	32-166-C =	->08.1990		
3.6 Carrera 4	12.88 - 09.93			ST	a	36-667-H =			
					a	36-668-H =			
				ST	a	32-166-C =	->08.1990		
3.6 Carrera RS	06.91 - 09.93			ST	a	36-667-G =			
					a	36-668-G =			
<b>911 Convertible (964)</b>		<b>05.89 - 06.94</b>							
3.6 Carrera 4	05.89 - 05.94			ST	a	36-667-H =			
					a	36-668-H =			
				ST	a	32-166-C =	->08.1990		
3.6 Carrera	07.89 - 05.94			ST	a	36-667-G =	->12.1993		
					a	36-668-G =	->12.1993		
				ST	a	32-166-C =	->08.1990		
<b>912</b>		<b>01.65 - 02.70</b>							
B Coupe	07.68 - 06.71			ST	a	32-949-5 HD		For BOGE suspension strut	
					a	32-945-5			
<b>912 Targa</b>		<b>03.65 - 02.70</b>							
1.6	03.65 - 02.70			ST	a	32-949-5 HD	07.1968->	For BOGE suspension strut	
					a	32-945-5	07.1968->		
<b>914</b>		<b>01.69 - 02.76</b>							
1700 (914/4)	07.69 - 12.76			ST	a	32-057-5			
1.8	08.73 - 02.76				a	32-054-5			
2.0	01.72 - 12.75								
/6 2.0	11.69 - 12.73								
1.7	01.69 - 12.73			ST	a	32-057-5	07.1969->		
					a	32-054-5	07.1969->		



					t = turbo a = automatic e = eXtreme	<b>i</b>
<b>Article No.</b>						
<b>Porsche</b>						






<b>924</b>		<b>11.75 - 07.88</b>					
2.0	11.75 - 08.89			ST	t	27-891-F =	->07.1984
2.0 Turbo, 130 kW	06.80 - 10.86			ST	a	36-A33-0 = ●	->07.1984
2.0 Carrera GT	06.80 - 10.86						
2.0 Turbo, 125 kW	11.78 - 06.80			ST	t	27-891-F =	
				ST	a	36-A33-0 = ●	
2.5 S	09.85 - 07.87			ST	t	27-891-F =	
				ST	t	27-153-F =	

<b>928</b>		<b>09.77 - 11.95</b>					
4.4	09.77 - 08.82			ST	a	32-365-1	
4.6 S, 221 kW	09.79 - 07.83			ST	a	32-366-1	
4.6 S, 228 kW	08.83 - 07.86			ST	a	32-365-1	->07.1985
						32-427-B =	08.1985-> For BOGE suspension strut
				ST	a	32-366-1	->07.1985
						32-428-B =	08.1985-> For BOGE suspension strut
4.9 S	09.85 - 05.94			ST	a	32-427-B =	For BOGE suspension strut
4.9 S,S4	08.86 - 07.91			ST	a	32-428-B =	For BOGE suspension strut







<b>944</b>		<b>06.81 - 07.91</b>					
2.5, 110 kW	01.85 - 07.87			ST	t	27-891-F =	->08.1986
				ST	t	27-153-F =	
2.5, 118 kW	08.87 - 12.90			ST	t	27-153-F =	->06.1989
2.5 Turbo, 184 kW	09.87 - 07.91						
2.5, 120 kW	06.81 - 07.87			ST	t	27-891-F =	->08.1986
				ST	t	27-153-F =	08.1984->
						a	36-A33-0 =
2.5 S	08.86 - 07.88			ST	t	27-153-F =	09.1986->
2.5 Turbo, 162 kW	08.85 - 07.88			ST	t	27-153-F =	
2.7	11.88 - 08.89						
3.0 S2	12.88 - 07.91						

<b>944 Convertible</b>		<b>12.88 - 07.91</b>					
3.0 S2	12.88 - 07.91			ST	t	27-153-F =	07.1989->





<b>BOXSTER (986)</b>		<b>09.96 -</b>					
2.5 24V	09.96 - 08.99					87-466-A	

					t = turbo a = automatic e = eXtreme	<b>i</b>
<b>Article No.</b>						
<b>Proton</b>						

























**PERSONA COUPE**

418	01.97 -			ST	a	32-E38-A 	
						32-E39-A 	
				ST	a	30-A21-A =	





































**SAGA**






1.3 1.5	01.85 - 01.85 -			ST	a	32-A16-0	
						27-A32-0	
				ST	a		

**PERSONA 300 03.96 -**

313i	03.96 -			ST	a	32-E24-A 	Model: C96
						32-E25-A 	Model: C96
				ST	a	30-A21-A =	Model: C96
315 GLSi	09.96 -			ST	a	32-E24-A 	Model: C97
						32-E25-A 	Model: C97
						87-466-A	
				ST	a	30-A21-A =	Model: C97
315 GLi/GLSi	03.96 -			ST	a	32-E24-A 	Model: C97
						32-E25-A 	Model: C97
				ST	a	30-A21-A =	Model: C97
316 GLXi	03.96 -			ST	a	32-E38-A 	Model: C98
						32-E39-A 	Model: C98
				ST	a	30-A21-A =	Model: C98







**PERSONA 400 Hatchback 01.94 -**

413 GLSi	01.94 -			ST	a	32-C11-F 	->11.1995 Model: C96
						32-C12-F 	->11.1995 Model: C96
						32-E24-A 	12.1995-> Model: C96
						32-E25-A 	12.1995-> Model: C96
				ST	a	30-A21-A =	Model: C96
415 GLi/GLSi	01.94 -			ST	a	32-C11-F 	->11.1995 Model: C97
						32-C12-F 	->11.1995 Model: C97
						32-E24-A 	12.1995-> Model: C97
						32-E25-A 	12.1995-> Model: C97
				ST	a	30-A21-A =	Model: C97
416 i	12.95 -			ST	a	32-E38-A 	Model: C98
						32-E39-A 	Model: C98
				ST	a	30-A21-A =	Model: C98
416 GLXi	01.94 -			ST	a	32-C13-F 	->11.1995 Model: C98
						32-C14-F 	->11.1995 Model: C98
						32-E38-A 	12.1995-> Model: C98
						32-E39-A 	12.1995-> Model: C98
				ST	a	30-A21-A =	Model: C98
418 GLXi	05.96 -			ST	a	32-E38-A 	Model: C99
						32-E39-A 	Model: C99
				ST	a	30-A21-A =	Model: C99































					t = turbo a = automatic e = eXtreme	<b>i</b>
<b>Article No.</b>						

## Proton

### PERSONA 400 Hatchback 01.94 -





420 GLS D 420 D	05.96 - 09.96 -			ST	a	32-E38-A 	Model: C95
					a	32-E39-A 	Model: C95
				ST	a	30-A21-A =	Model: C95

### PERSONA 400 01.94 -

413	01.94 -			ST	a	32-C11-F 	->11.1995 Model: C96
					a	32-C12-F 	->11.1995 Model: C96
					a	32-E24-A 	12.1995-> Model: C96
					a	32-E25-A 	12.1995-> Model: C96
				ST	a	30-A21-A =	Model: C96
415 GLi/GLSi	01.94 -			ST	a	32-C11-F 	->11.1995 Model: C97
					a	32-C12-F 	->11.1995 Model: C97
					a	32-E24-A 	12.1995-> Model: C97
					a	32-E25-A 	12.1995-> Model: C97
				ST	a	30-A21-A =	Model: C97
416 GLXi	01.94 -			ST	a	32-C13-F 	->11.1995 Model: C95
					a	32-C14-F 	->11.1995 Model: C95
					a	32-E38-A 	12.1995-> Model: C95
					a	32-E39-A 	12.1995-> Model: C95
				ST	a	30-A21-A =	Model: C95
420 GLS D 420 TD	05.96 - 09.96 -			ST	a	32-E38-A 	Model: C95
					a	32-E39-A 	Model: C95
				ST	a	30-A21-A =	Model: C95

## Ranger

### STANDARD

1.7	01.70 - 12.71			ST	a	27-444-0	
1.9	01.70 - 12.71				a		
2.5	01.70 - 12.71				a		
1.7	01.72 - 12.79			ST	a	27-444-0	
1.9	01.72 - 12.79				a		
2.5	01.72 - 12.79				a		
2.8	01.72 - 12.79				a	27-440-0 ●	



t = turbo  
a = automatic  
e = eXtreme

Article No.



Renault

CLIO I (B/C57\_, 5/357\_) 01.91 - 09.98

1.1	01.91 - 09.98			ST	t	27-A54-F =	->07.1997 mounting hole centres 52 mm				
					t	32-E70-F =	07.1997-> mounting hole centres 58 mm				
					a	27-A54-0	->07.1997 mounting hole centres 52 mm				
					a	32-E70-0	07.1997-> mounting hole centres 58 mm				
							87-384-A				
							87-943-A	Fully Automatic			
							87-384-R	Manual Transmission			
							87-401-R 87-942-A 87-384-L	Fully Automatic			
							ST	t	27-B20-F =		
							t	36-197-0 =			
1.2 (5/357Y, 5/357K), 40 kW 1.2 (5/357Y, 5/357K), 43 kW 1.2 (B/C/S57A, B/C57S, 5/357F, 5/357J, 5/357L, 5/357R) 1.4 (B/C57T, B/C57Y) 1.4 1.8 (B/C57C, B/C57U) 1.8 1.9 D 1.9 D (B/C/S576, B/C/S57L)	01.96 - 09.98			ST	t	27-A54-F =	->07.1997 for vehicles without ABS mounting hole centres 52 mm				
	01.96 - 09.98				t	27-A55-F =	->07.1997 for vehicles with ABS mounting hole centres 54 mm				
	01.91 - 09.98				t	32-E70-F =	07.1997-> mounting hole centres 58 mm				
	01.91 - 09.98				a	27-A54-0	->07.1997 for vehicles without ABS mounting hole centres 52 mm				
	01.91 - 09.98				a	27-A55-0	->07.1997 for vehicles with ABS mounting hole centres 54 mm				
	01.91 - 09.98				a	32-E70-0	07.1997-> mounting hole centres 58 mm				
	01.91 - 09.98					t	32-E71-F =	07.1997-> mounting hole centres 58 mm			
	01.91 - 09.98					a	32-E71-0	07.1997-> mounting hole centres 58 mm			
	01.91 - 09.98						87-384-A				
	01.91 - 09.98						87-943-A	Fully Automatic			
	01.91 - 09.98						87-384-R	Manual Transmission			
	01.91 - 09.98						87-401-R 87-942-A 87-384-L	Fully Automatic			
	01.91 - 09.98						ST	t	27-B20-F =		
	01.91 - 09.98						t	36-197-0 =			
	1.2 (B/C57R) 1.2 (B/C/S577)				01.91 - 01.96			ST	t	27-A54-F =	mounting hole centres 52 mm
					01.96 - 12.96				t	27-A55-F =	mounting hole centres 54 mm
					a	27-A54-0	mounting hole centres 52 mm				
					a	27-A55-0	mounting hole centres 54 mm				
						87-384-A					
						87-943-A	Fully Automatic				
						87-384-R	Manual Transmission				
						87-401-R 87-942-A 87-384-L	Fully Automatic				
				ST	t	27-B20-F =					
					t	36-197-0 =					



t = turbo  
a = automatic  
e = eXtreme






Article No.










# Renault

## CLIO I (B/C57\_, 5/357\_) 01.91 - 09.98





1.7 (B/C574)	01.91 - 12.93			ST	t	27-A55-F =	mounting hole centres 54 mm			
					a	27-A55-0	mounting hole centres 54 mm			
1.8 (B/C578)	08.94 - 09.98			ST	t	27-B20-F =				
					t	36-197-0 =				
					t	27-A55-F =	->07.1997 mounting hole centres 54 mm			
					t	32-E70-F =	07.1997-> mounting hole centres 58 mm			
					a	27-A55-0	->07.1997 mounting hole centres 54 mm			
					a	32-E70-0	07.1997-> mounting hole centres 58 mm			
							87-384-A			
							87-943-A	Fully Automatic		
							87-384-R 87-942-A 87-384-L	Manual Transmission		
							87-401-R 87-401-A 87-384-L	Fully Automatic		
1.8 Rsi (B/C57H)	08.95 - 09.98			ST	t	27-B20-F =				
					t	36-197-0 =				
					t	27-A55-F =	->07.1997 mounting hole centres 54 mm			
					t	32-E72-F =	08.1997-> mounting hole centres 58 mm			
					a	27-A55-0	->07.1997 mounting hole centres 54 mm			
					a	32-E72-0	08.1997-> mounting hole centres 58 mm			
							87-384-A			
							87-943-A	Fully Automatic		
							87-384-R 87-942-A 87-384-L	Manual Transmission		
							87-401-R 87-401-A 87-384-L	Fully Automatic		
1.8 Rsi (B/C579)	01.93 - 08.95			ST	t	27-A55-F =	mounting hole centres 54 mm			
					a	27-A55-0	mounting hole centres 54 mm			
							87-384-A			
							87-943-A	Fully Automatic		
							87-384-R 87-942-A 87-384-L	Manual Transmission		
							87-401-R 87-401-A 87-384-L	Fully Automatic		
							ST	t	27-B20-F =	
								t	36-197-0 =	

					t = turbo a = automatic e = eXtreme	<b>i</b>
<b>Article No.</b>						
<b>Renault</b>						











**CLIO I (B/C57\_, 5/357\_) 01.91 - 09.98**

1.8 16V (C57D)	08.91 - 06.94			ST	a	27-A56-F =	->01.1994
						87-384-A	
						87-943-A	Fully Automatic
						87-384-R	Manual Transmission
		  87-942-A  87-384-L					
		ST	a	36-A04-0 =	->01.1994		









**CLIO I Box 01.91 - 09.98**

1.2, 40 kW 1.2, 44 kW	01.91 - 09.98 01.91 - 09.98			ST	t	32-E70-F =	07.1997-> mounting hole centres 58 mm
						a	32-E70-0
				ST	t	27-B20-F =	07.1997->
						t	36-197-0 =









**CLIO II (B/C/B0/1\_) 09.98 -**

1.2 (B/CB0F, B/CB0A)	09.98 -			ST	t	32-E67-F =	
						a	32-E67-0
				ST	t	32-E69-F =	
						a	32-E69-0
1.4 (B/CB0C) 1.4 16V (B/CB0L)	09.98 - 10.99 - 08.00			ST	t	32-E68-F =	
						a	32-E68-0
1.6 (B/CB0D) 1.9 D (B/CB0E)	09.98 - 09.98 -			ST	t	32-E69-F =	
						a	32-E69-0
1.6 16V (CB0T, CB0H)	09.98 -			ST	t	32-E69-F =	
						a	32-E69-0







**ESPACE I (J11\_) 07.84 - 12.92**

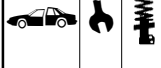
2.0 (J/S112), 74 kW 2.0 i (J116)	01.88 - 12.90 01.89 - 12.90			ST	a	32-A50-0	
						a	32-751-0
2.2 Quadra (J117)	01.88 - 12.90			ST	a	32-747-0	->12.1987
						a	32-A50-0
2.0 (J/S112), 80 kW 2.2 (J117)	07.84 - 12.90 07.86 - 12.90			ST	a	32-751-0	
						a	32-751-0
2.0 D (S112) 2.1 TD (J/S115)	12.84 - 12.90 10.84 - 12.90			ST	a	32-A50-0	->12.1990
						a	32-751-0

**ESPACE II (J/S63\_) 01.91 - 12.96**

2.0 (J636) 2.2 (J/S637, J63G)	01.91 - 10.96 01.91 - 10.96			ST	a	36-A08-A =	
						a	32-751-0
2.2 4X4 (J/S637, J63G) 2.1 TD (J633, J634, J/S635, J/S63D)	03.91 - 12.96 01.91 - 10.96			ST	a	36-A07-A =	
						a	36-A07-A =
2.1 TD (J63E) 2.8 V6 (J638, J63J)	11.94 - 10.96 01.91 - 10.96			ST	a	36-A07-A =	
						a	36-A07-A =
3.0 V6	03.91 - 01.97			ST	a	36-A07-A =	
						a	36-A07-A =

**ESPACE III (JE) 11.96 -**

2.0 (JE0A) 2.0 16V (JE0L, JE0N)	11.96 - 10.00 10.98 -			ST	a	32-D99-F =	
						a	32-E01-F =
3.0 (JE0D) 3.0 V6 24V (JE0G, JE0R)	11.96 - 10.98 10.98 -			ST	a	32-D99-F =	
						a	32-E01-F =
1.9 dTi (JE0M) 2.2 12V TD (JE0E, JE0H, JE0P)	02.99 - 11.96 - 10.00			ST	a	32-D99-F =	
						a	32-E01-F =



t = turbo  
a = automatic  
e = eXtreme

Article No.



# Renault

## FUEGO (136\_)

02.80 - 10.85

1.4 TL/GTL	02.80 - 10.85			ST	a	32-922-5	
1.6 TS/GTS (1362)	10.80 - 10.85			ST	a	27-076-0	
1.6 Turbo (1365)	08.83 - 10.85						
2.0 TX/GTX (1363)	10.80 - 10.85						
2.1 TD	08.82 - 10.85						

## KANGOO (KC0\_)

03.98 -

1.2 (KC0A)	03.98 -			ST	t	32-E93-F =	
1.2 (KC0F)	07.98 -				a	32-E93-0	
1.4 (KC0C)	07.97 - 03.98				t	32-E94-F =	
1.4 (KC0H)	09.98 -				a	32-E94-0	
D 55 1.9 (KC0D), Diesel	08.97 - 03.98			ST	a	36-A94-0	
1.4 (KC0C)	03.98 -				a	46-A10-0	
D 65 1.9 (KC0E), Diesel	07.97 - 03.98						
1.9 D (KC0J)	03.98 -						
1.9 dTi	09.98 - 02.00						
D 55 1.9 (KC0D), Super unleaded (95)	03.98 -						
D 65 1.9 (KC0E), Super unleaded (95)	03.98 -						
1.9 dTi (KC0U)	02.00 -						

## KANGOO Box (FC0\_)

03.98 -

1.2 (FC0A)	03.98 -			ST	t	32-E93-F =	
1.2 (FC0F)	09.98 -				a	32-E93-0	
1.4 (FC0H)	09.98 -				t	32-E94-F =	
1.4 (FC0C)	03.98 -				a	32-E94-0	
1.9 D (FC0J)	09.98 -			ST	a	36-A94-0	
1.9 dTi (FC0U)	09.98 - 02.00				a	46-A10-0	
D 55 1.9 (FC0D)	03.98 -						
D 65 1.9 (FC0E)	03.98 -						
1.9 dTi	02.00 -						

## LAGUNA (B56\_)

11.93 - 03.01

1.8 (B56A/B)	11.93 - 03.01			ST	t	32-C26-F =	OE 7700 830 491 / 492 internal width of foot bracket 34 mm
1.8 (B56S/T/O)	08.95 - 03.01				t	32-C27-F =	OE 7700 830 490 internal width of foot bracket 24 mm
1.8 (B56Z)	08.95 - 03.01				a	32-C26-0	OE 7700 830 491 / 492 internal width of foot bracket 34 mm
2.0 16V (B56D/M)	06.95 - 03.01				a	32-C27-0	OE 7700 830 490 internal width of foot bracket 24 mm
2.0 (B56C/H/N)	11.93 - 03.01					89-029-0	
						87-430-L	
				ST	t	32-C28-F =	
					a	32-C28-0	
1.8 16V (B563, B564)	04.98 - 03.01					87-430-L	
3.0 24V (B56V)	03.97 - 03.01						
2.0	11.93 - 03.01			ST	t	32-C26-F =	OE 7700 830 491 / 492 internal width of foot bracket 34 mm
					t	32-C27-F =	OE 7700 830 490 internal width of foot bracket 24 mm
					a	32-C26-0	OE 7700 830 491 / 492 internal width of foot bracket 34 mm
					a	32-C27-0	OE 7700 830 490 internal width of foot bracket 24 mm
						89-029-0	
				ST	t	32-C28-F =	
					a	32-C28-0	



					t = turbo a = automatic e = eXtreme	
<b>Article No.</b>						<b>Renault</b>

**LAGUNA (B56\_) 11.93 - 03.01**

3.0 (B56E/R, B565)	11.93 - 03.01			<b>ST</b>	t	32-C26-F =	internal width of foot bracket 34 mm
					a	32-C26-0	internal width of foot bracket 34 mm
						89-029-0	
						87-430-L	
1.9 dTi (B56J)	10.97 - 03.01						
2.2 D (B56F/2)	11.93 - 03.01						
2.2 dT (B569)	03.96 - 03.01						
				<b>ST</b>	t	32-C28-F =	
					a	32-C28-0	

**LAGUNA Estate (K56\_) 09.95 - 03.01**






1.6 16V (K568)	11.97 - 03.01			<b>ST</b>	t	32-C26-F =	internal width of foot bracket 34 mm
					a	32-C26-0	internal width of foot bracket 34 mm
1.8 (K56S/T/0)	09.95 - 03.01					87-430-L	
1.8 (K56Z)	09.95 - 03.01						
1.8 16V (K563, K564)	04.98 - 03.01			<b>ST</b>	t	32-C29-P =*	
2.0 (K56C/H)	09.95 - 03.01				a	32-C29-0	
2.0 16V (K56D/M)	09.95 - 03.01						
3.0 24V (K56V)	03.97 - 03.01						
3.0 (K56R, K565)	02.96 - 03.01						
1.9 dTi (K56J)	10.97 - 03.01						
2.2 D (K56F/2, S56F)	09.95 - 03.01						
2.2 dT (K569)	03.96 - 03.01						

**MEGANE (BA) 01.96 -**

1.4 Eco (BA0T)	01.96 - 03.99			<b>ST</b>	t	32-C91-F =	
					a	32-C91-0	
1.4 e (BA0E, BA0V)	01.96 -						
1.6 i (BA0L)	01.96 - 03.99					87-383-R	
1.6 e (BA0F, BA0S)	01.96 - 03.99					87-383-A 87-383-L	
2.0 i (BA0G)	01.96 -						
1.9 dT (B/SA0K, B/SA0Y)	01.96 -			<b>ST</b>	t	32-C94-F =	
1.9 TDI	09.96 -				a	32-C94-0	
1.4 16V (BA0D, BA1H, BA0W, BA10)	03.99 -			<b>ST</b>	t	32-C91-F =	
					a	32-C91-0	
1.6 16V (BA11, BA04, BA0B, BA1J)	03.99 -			<b>ST</b>	t	32-C94-F =	
2.0 i	03.99 -				a	32-C94-0	
1.9 dTi (BA08, BA0N)	03.97 - 02.01						
1.9 D Eco (B/SA0U, BA0A)	01.96 -					87-383-R 87-383-A 87-383-L	





**MEGANE Saloon (LA) 09.96 -**

1.4 (LA0E, LA0V)	09.96 -			<b>ST</b>	t	32-C91-F =	
					a	32-C91-0	
1.6 i (LA0L)	09.96 - 03.99						
1.6 e (LA0F, LA0S)	09.96 - 03.99					87-383-R	
2.0 i (LA07, LA0G)	09.96 -					87-383-A 87-383-L	
1.9 D (LA0A, LA0U)	09.96 -						
1.9 TD (LA0K, LA0Y)	09.96 -			<b>ST</b>	t	32-C94-F =	
1.9 TDI	09.96 -				a	32-C94-0	
1.4 16V (LA0D, LA1H, IA0W, LA10)	03.99 -			<b>ST</b>	t	32-C91-F =	
					a	32-C91-0	
1.6 16V (La04, LA11, LA0B, LA1C, LA1J)	03.99 -			<b>ST</b>	t	32-C94-F =	
2.0 i	03.99 -				a	32-C94-0	
1.9 dTi (LA08, LA0N)	03.97 - 02.01						












					t = turbo a = automatic e = eXtreme	<b>i</b>
<b>Article No.</b>						

# Renault












## MEGANE Estate (KA) 03.99 -

1.4 e (KA0V) 1.4 16V (KA0D, KA1H, KA0W, KA10) 1.6 e (KA0F) 1.6 16V (KA0B, KA04, KA11) 1.9 D 1.9 dTi (KA1U) 1.9 dTi (KA0N) 1.9 dCi (KA05, KA1F)	03.99 - 03.99 - 03.99 - 03.99 - 04.99 - 02.01 - 03.99 - 02.01 02.01 -			ST	t	32-C91-F =	
					a	32-C91-0	
				ST	t	32-F10-F =	
					a	32-F10-A =	












## MEGANE Coupe (DA0\_) 03.96 -






1.4 16V (DA0D, DA1H, DA0W, DA10) 1.6 16V (DA0B, DA04, DA11) 2.0 i	03.99 - 03.99 - 03.99 -			ST	t	32-C91-F =	
					a	32-C91-0	
				ST	t	32-C95-F =	
					a	32-C95-0	
1.6 e (DA0F) 2.0 i (DA0G) 1.9 dTi (DA0N)	03.96 - 03.99 03.96 - 03.97 - 02.01			ST	t	32-C91-F =	
					a	32-C91-0	
						87-383-R  87-383-A  87-383-L	
				ST	t	32-C95-F =	
					a	32-C95-0	

## MEGANE Convertible (EA0\_) 10.96 -












1.4 16V (EA0D, EA1H, EA0W, EA10) 1.6 16V (EA0B, EA04, EA11) 2.0 i (EA0G) 2.0 16V IDE (EA03, EA0P, EA14) 2.0 16V (EA0H)	03.99 - 03.99 - 03.99 - 11.99 - 10.96 - 11.99			ST	t	32-C91-F =	
					a	32-C91-0	
				ST	t	32-C94-F =	
					a	32-C94-0	
1.6 e (EA0F) 2.0 (EA0G)	10.96 - 03.99 04.97 -			ST	t	32-C91-F =	
					a	32-C91-0	
						87-383-R  87-383-A  87-383-L	
				ST	t	32-C94-F =	
					a	32-C94-0	

## MEGANE MPV (JA0\_) 01.97 - 09.99









1.4 i 16V (JA0D) 1.9 dTi (JA05)	11.96 - 11.96 -			ST	t	32-E17-F =	
					a	32-E17-0	
				ST	t	32-C93-F =	
					a	32-C93-0	
1.4 i (JA0E) 1.6 i (JA0L)	01.97 - 09.99 01.97 - 09.99			ST	t	32-C91-F =	->09.1998
					t	32-E17-F =	10.1998->
					a	32-C91-0	->09.1998
					a	32-E17-0	10.1998->
						87-383-R  87-383-A  87-383-L	
				ST	t	32-C93-F =	
					a	32-C93-0	

					t = turbo a = automatic e = eXtreme	<b>i</b>
<b>Article No.</b>						
<b>Renault</b>						











**MEGANE MPV (JA0\_) 01.97 - 09.99**






1.6 e (JA0F) 2.0 i (JA0G) 1.9 TD (JA0K, JA0Y) 1.9 dTi (JA0N)	01.97 - 09.99 01.97 - 09.99 01.97 - 09.99 04.97 - 09.99			ST	t	32-C92-F =	->06.1998 Automatic Transmission	
					t	32-E17-F =	07.1998-> Automatic Transmission	
					t	32-C91-F =	Manual Transmission	
					a	32-C92-0	->06.1998 Automatic Transmission	
					a	32-E17-0	07.1998-> Automatic Transmission	
					a	32-C91-0	Manual Transmission	
						87-383-R  87-383-A  87-383-L		
				ST	t	32-C93-F =		
					a	32-C93-0		
1.9 D	03.97 - 09.99			ST	t	32-E17-F =		
					a	32-E17-0		
							87-383-R  87-383-A  87-383-L	
								ST
					a	32-C93-0		

**RAPID Box (F40\_) 07.85 - 03.98**



1.2 (F40F) Electrique (G40) 1.4 (F40D) 1.9 D (F40R)	06.90 - 12.94 11.85 - 01.94 - 03.98 09.94 - 03.98			ST	a	32-A40-0	->10.1996 Payload: not for increased payload				
					a	32-F05-0	11.1996-> Payload: not for increased payload				
							89-031-0				
								ST	a	36-189-0 =	Payload: not for increased payload
1.0 1.1 (F40H) 1.4 (F40M)	02.86 - 05.92 06.87 - 09.91 03.86 - 08.91			ST	a	32-A40-0	Payload: not for increased payload				
							89-031-0				
								ST	a	36-189-0 =	Payload: not for increased payload
1.1 (F401) 1.4 (F402)	07.85 - 09.91 07.85 - 08.91			ST	a	32-A40-0	Payload: not for increased payload				
							87-434-A				
							89-031-0				
								ST	a	36-189-0 =	Payload: not for increased payload
1.2 (F406) 1.4 (F407) CAT 1.4 (F40U, F40V) 1.6 D (F404) 1.9 D (F40P, F40N, F40E)	09.91 - 03.98 08.88 - 03.98 09.91 - 03.98 03.86 - 08.98 09.91 - 03.98			ST	a	32-A40-0	->10.1996 Payload: not for increased payload				
					a	32-F05-0	11.1996-> Payload: not for increased payload				
							87-434-A				
							89-031-0				
								ST	a	36-189-0 =	Payload: not for increased payload









**SAFRANE I (B54\_) 04.92 - 07.96**





2.0 (B540) 2.0 12V (B542, B54E)	11.92 - 07.96 04.92 - 07.96			ST	a	32-161-F = 		
					a	32-162-F = 		
							89-029-0	
				ST	a	32-443-F =		
2.2 (B541) 2.2 (B543) 3.0 V6 (B54B, B544) 2.1 TD (B546) 2.5 TD (B548)	04.92 - 07.96 04.92 - 07.96 12.92 - 07.96 11.93 - 07.96 12.92 - 07.96			ST	a	32-161-F = 		
					a	32-162-F = 		
							89-029-0	
							87-430-L	
								ST











					t = turbo a = automatic e = eXtreme	<b>i</b>
<b>Article No.</b>						





# Renault





<b>SAFRANE I (B54_)</b>		<b>04.92 - 07.96</b>																			
3.0 V6 4x4 (B54B, B544)	12.92 - 07.96																				87-430-L
3.0 Biturbo 4x4 (B545)	02.93 - 07.96																				






<b>SAFRANE II (B54_)</b>		<b>07.96 - 12.00</b>																								
2.0 16V (B54L)	07.96 - 12.00			ST	a																	32-161-F 				
2.5 20V (B54F)	07.96 - 12.00				a																			32-162-F 		
3.0 V6	07.96 - 12.00																								89-029-0	
2.2 TD (B54G)	07.96 - 12.00																								87-430-L	
2.9 24V	03.99 - 12.00			ST	a																		32-161-F 			
					a																				32-162-F 	
																										89-029-0
																										32-443-F =





<b>SCÉNIC (JA)</b>		<b>09.99 -</b>																						
1.4 16V (JA0D, JA1H, Ja0W, JA10)	09.99 -			ST	t																		32-E17-F =	
					a																			
1.6 16V (JA0B, JA04, JA11)	09.99 -			ST	t																			32-C93-F =
1.9 dTi (JA0N)	09.99 -				a																			
1.9 dCi (JA05, JA1F)	11.00 -																							











<b>TWINGO (C06_)</b>		<b>03.93 -</b>																									
1.2 (C067)	05.96 -			ST	a																			27-A63-A = ->09.2000			
1.2 (C066, C068)	05.96 -																										87-384-A
																											87-384-R  87-942-A  87-384-L
								t																			27-A64-A = ->12.1998
					a																			27-A64-0 ->12.1998			
					a																			27-C38-A = 01.1999->			
																								87-402-A			
1.2 (C063, C064)	03.93 - 10.96			ST	a																				27-A63-A =		
																											87-384-A
																											87-384-R  87-942-A  87-384-L
								t																			27-A64-A =
					a																			27-A64-0			
																								87-402-A			
1.2 16V (C06C, C06D, C06K)	01.01 -																							87-942-A			





<b>TWINGO Box (S06_)</b>		<b>03.93 -</b>																									
1.2 (S066, S068)	05.96 -			ST	a																				27-A63-A = ->09.2000		
								t																			27-A64-A = ->12.1998
								a																			27-A64-0 ->12.1998
								a																			27-C38-A = 01.1999->
1.2 (S063, S064)	03.93 - 05.96			ST	a																				27-A63-A =		
								t																			27-A64-A =
					a																				27-A64-0		





<b>4 (112_)</b>		<b>10.62 - 12.93</b>																									
0.8	01.81 - 09.82			ST	a																				27-254-9		
0.8 (1123), 21 kW	10.83 - 10.88																										
0.8 (1123), 25 kW	09.71 - 12.88			ST	a																						
1.0 (112C)	06.87 - 06.93																										
1.0	12.85 - 06.93																										
1.1 (1128, S128)	06.78 - 06.90																										
1.1	06.86 - 06.90																										



















					t = turbo a = automatic e = eXtreme	<b>i</b>
<b>Article No.</b>						
<b>Renault</b>						






<b>4 (112_)</b>		<b>10.62 - 12.93</b>							
0.8 (1123), 19 kW	10.62 - 09.83			ST	a	27-254-9	09.1968->		
				ST	a	27-580-9			







<b>4 Box</b>		<b>09.66 - 12.93</b>							
0.8 (2391)	04.83 - 07.89			ST	a	27-254-9			
				ST	a	27-569-0			
						27-580-9			
0.8 (2106)	09.66 - 12.88			ST	a	27-254-9	09.1968->		
				ST	a	27-569-0	09.1968->		
						27-580-9			
1.1 (210B)	10.83 - 07.89			ST	a	27-569-0			
1.1 (239B)	07.82 - 05.89								
























<b>5</b>		<b>01.72 - 12.85</b>							
1.3 Societe (2386)	- 12.84			ST	a	27-254-9			
0.8 (1221, 1391, 1220)	10.72 - 08.84			ST	a	27-985-9			
0.8 (1221, 1391)	01.82 - 12.84								
1.0 (1222, 1392)	01.72 - 12.85								
1.1 (1227, 1397)	09.80 - 12.85								
1.3 (1225)	09.76 - 09.79								
1.3 (1225, 1395)	06.79 - 09.84								
1.3 Automatik (1225, 1395)	06.79 - 09.84								
1.3 (1224, 1394)	09.75 - 09.84								
1.4 Automatik (1229, 1399)	06.82 - 09.84								
1.4 (1229, 1399)	01.82 - 12.85								








<b>6</b>		<b>10.69 - 04.87</b>							
0.8	10.69 - 04.80			ST	a	27-254-9			
1.1, 33 kW	08.70 - 04.87			ST	a	27-569-0			
1.1, 35 kW	07.71 - 04.80					27-580-9			






<b>SUPER 5 (B/C40_)</b>		<b>10.84 - 12.96</b>							
1.0 (B/C/400)	10.84 - 10.88			ST	t	27-981-F =	->05.1988		
1.1 (B/C/401, B/C40H)	01.86 - 07.89					27-A30-F =	parallel foot mounting holes		
1.1 (B/C/401), 34 kW	10.84 - 10.88						06.1988->		
1.2 (B/C40F)	01.87 - 08.90						offset foot mounting holes		
1.4 (B/C402)	10.84 - 06.88					27-981-0	->05.1988		
1.4 (B/C/407) CAT	10.85 - 12.96						parallel foot mounting holes		
1.4 (B/C40M)	06.87 - 08.90					27-A30-0	06.1988->		
1.4 (B/C40J)	06.87 - 07.89						offset foot mounting holes		
1.4 (B/C403)	10.84 - 07.89					87-434-A			
1.7 (B/C408)	10.86 - 03.95					89-031-0			
1.7 (B/C40K, B/C40G)	06.87 - 03.95								
1.6 D (B/C/404)	08.85 - 12.96			ST	t	36-092-0 =			
					a	27-B18-F =			
1.1 (B/C/401), 33 kW	09.89 - 03.95			ST	t	27-A30-F =	offset foot mounting holes		
						27-A30-0	offset foot mounting holes		
						87-434-A			
						89-031-0			
				ST	t	36-092-0 =			
					a	27-B18-F =			
1.4 Turbo (C405)	04.85 - 08.90			ST	a	32-679-0	->05.1987		
						32-A39-0	06.1987->		
						87-434-A			
						89-031-0			
				ST	a	36-126-0 =			






















					t = turbo a = automatic e = eXtreme  <b>Article No.</b>	<b>i</b>
<b>Renault</b>						





<b>SUPER 5 (B/C40_)</b>		<b>10.84 - 12.96</b>					
1.4 Turbo GT (C405)	01.85 - 05.91			ST	a	32-679-0	->05.1987
					a	32-A39-0	06.1987->
						89-031-0	
1.7 i (C409)	10.86 - 08.91			ST	a	36-126-0	☐
						87-434-A	
						89-031-0	
				ST	a	36-126-0	☐



<b>9 (L42_)</b>		<b>09.81 - 12.89</b>								
1.1 (L421) 1.4 (L422, L42C) 1.4 (L423, L42R) 1.4 (L423) 1.6 D (L424)	09.81 - 05.87 12.81 - 12.88 09.85 - 12.88 09.81 - 12.85 10.82 - 12.88			ST	t	27-265-F	☐			
					a	27-265-0				
						87-400-R				
						  87-400-A  87-383-L				
						89-029-0				
1.2 (L42S) 1.7 (L42F) 1.7 (L42L) 1.7 (L426)	09.85 - 12.88 10.86 - 12.88 10.86 - 12.88 09.84 - 12.88			ST	t	27-265-F	☐			
					a	27-265-0				
						87-400-R				
						  87-400-A  87-383-L				
						89-029-0				
1.4 Automatik (L423)	09.81 - 12.85			ST	t	27-265-F	☐			
					a	27-265-0				
						89-029-0				
						ST	t	32-117-F	☐	Torsion Bars [number]: 2
						a	a	32-117-0		Torsion Bars [number]: 2
1.4 Turbo (L425) 1.7 (L42N) 1.7 (L42E)	04.84 - 12.86 10.86 - 12.88 06.87 - 12.88			ST	t	27-265-F	☐			
					a	27-265-0				
						87-400-R				
						  87-400-A  87-383-L				
						89-029-0				
1.4 Turbo	12.86 - 12.89			ST	t	27-265-F	☐			
					a	27-265-0				
						89-029-0				
						ST	a	27-A19-0		Torsion Bars [number]: 4





<b>11 (B/C37_)</b>		<b>03.83 - 07.89</b>						
1.1 (B/C371) 1.2 (B/C37S) 1.4 (B/C372, B/C37C) 1.4 (B/C373, B/C37R) 1.4 (B/C373), 50 kW 1.4 (B/C373), 53 kW 1.6 D (B/C374)	03.83 - 06.86 10.84 - 12.88 03.83 - 12.88 03.83 - 12.88 03.83 - 12.85 05.83 - 12.85 08.83 - 12.88			ST	t	27-265-F	☐	
					a	27-265-0		
						87-400-R		
						  87-400-A  87-383-L		
						89-029-0		
				ST	t	32-117-F	☐	Torsion Bars [number]: 2
				a	a	32-117-0		Torsion Bars [number]: 2



					t = turbo a = automatic e = eXtreme	<b>i</b>
<b>Article No.</b>						
<b>Renault</b>						



<b>11 (B/C37_)</b>		<b>03.83 - 07.89</b>								
1.4 Turbo (B/C375), 77 kW 1.7 (B/C37F) 1.7 (B/C37E)	04.84 - 12.86 10.84 - 12.88 10.83 - 12.87			ST	t	27-265-F =				
					a	27-265-0				
								87-400-R		
								 87-400-A  87-383-L		
				ST	t	32-117-F =	Torsion Bars [number]: 2			
					a	27-A19-0	Torsion Bars [number]: 4			
					a	32-117-0	Torsion Bars [number]: 2			
1.4 Turbo (B/C375), 85 kW	10.86 - 12.88			ST	t	27-265-F =				
					a	27-265-0				
						ST	t	32-117-F =	Torsion Bars [number]: 2	
							a	27-A19-0	Torsion Bars [number]: 4	
a	32-117-0	Torsion Bars [number]: 2								
1.7 (B/C37L) 1.7 (B/C37D) 1.7 (B/C37N) 1.7 (B/C37E)	10.86 - 12.88 06.87 - 12.88 10.86 - 12.88 06.87 - 12.88			ST	t	27-265-F =				
					a	27-265-0				
								87-400-R		
								 87-400-A  87-383-L		
				ST	a	27-A19-0	Torsion Bars [number]: 4			







<b>12</b>		<b>10.69 - 08.80</b>							
1.3 (1170), 37 kW 1.3 TS (1177, 1337) 1.4	07.75 - 04.80 08.72 - 08.80 08.76 - 05.79			ST	a	32-389-4			
					a	32-390-4			
					a	32-389-4	04.1970->		
1.3 (1170), 40 kW	10.69 - 08.80			ST	a	32-389-4			
					a	32-390-4			






<b>12 Estate (117_)</b>		<b>08.70 - 08.80</b>							
1.3 (1170), 37 kW 1.3 (1170), 40 kW 1.3 (1177)	07.75 - 04.80 10.70 - 08.80 08.73 - 08.80			ST	a	32-389-4			
					a	32-390-4			

<b>14 (121_)</b>		<b>05.76 - 12.83</b>							
1.2 (1210), 42 kW 1.2 (1210), 43 kW	05.76 - 01.80 01.80 - 12.83			ST	a	32-328-0	->Chass. 345946		
					a	32-773-0	Chass. 345947->		
					a	27-985-9			
1.4 (1213) 1.4 (1212)	12.81 - 12.83 09.79 - 06.83			ST	a	32-328-0	->Chass. 7532		
					a	32-773-0	Chass. 7533->		
					a	27-985-9			





































<b>15</b>		<b>03.72 - 10.80</b>							
1.3 1.6	03.72 - 10.80 03.72 - 10.80			ST	a	32-389-4			
					a	32-390-4			





























































<b>17</b>		<b>03.72 - 10.80</b>							
1.6 1.6 Gordini	03.72 - 10.80 03.74 - 10.80			ST	a	32-389-4			
					a	32-390-4			































<b>18 (134_)</b>		<b>04.78 - 07.86</b>							
TL Export (R 1349)	01.80 -			ST	a	32-095-1			
					a	27-857-1			
Turbo D (R 1346) 1.6 Turbo (1345), 80 kW 1.6 Turbo (1345), 92 kW 2.0 (1343)	03.84 - 12.86 10.80 - 09.82 10.82 - 07.86 05.82 - 07.86			ST	a	32-922-5			
					a	27-857-1			
					a	32-095-1	->Chass. 552000		
					a	32-922-5	Chass. 552001->		
1.4 (1340)	04.78 - 07.86			ST	a	27-857-1			













					t = turbo a = automatic e = eXtreme	<b>i</b>
<b>Article No.</b>						

## Renault






18 (134_) <span style="float: right;">04.78 - 07.86</span>																						
1.6 (1341), 54 kW 1.6 (1341), 58 kW	<table border="1" style="width:100%; border-collapse: collapse;"> <tr> <td style="width:15%;">04.82 - 07.86</td> <td style="width:10%; text-align: center;"></td> <td style="width:10%; text-align: center;"></td> <td style="width:10%; text-align: center;">ST</td> <td style="width:10%; text-align: center;">a</td> <td style="width:15%;">32-095-1</td> <td style="width:30%;">-&gt;Chass. 559400</td> </tr> <tr> <td>04.78 - 09.82</td> <td></td> <td></td> <td></td> <td>a</td> <td>32-922-5</td> <td>Chass. 559401-&gt;</td> </tr> <tr> <td></td> <td></td> <td></td> <td></td> <td>ST</td> <td>a</td> <td>27-857-1</td> </tr> </table>	04.82 - 07.86			ST	a	32-095-1	->Chass. 559400	04.78 - 09.82				a	32-922-5	Chass. 559401->					ST	a	27-857-1
04.82 - 07.86			ST	a	32-095-1	->Chass. 559400																
04.78 - 09.82				a	32-922-5	Chass. 559401->																
				ST	a	27-857-1																
1.6 TS (1342)	<table border="1" style="width:100%; border-collapse: collapse;"> <tr> <td style="width:15%;">05.82 - 07.86</td> <td style="width:10%; text-align: center;"></td> <td style="width:10%; text-align: center;"></td> <td style="width:10%; text-align: center;">ST</td> <td style="width:10%; text-align: center;">a</td> <td style="width:15%;">32-095-1</td> <td style="width:30%;">-&gt;Chass. 20609</td> </tr> <tr> <td></td> <td></td> <td></td> <td></td> <td>a</td> <td>32-922-5</td> <td>Chass. 20610-&gt;</td> </tr> <tr> <td></td> <td></td> <td></td> <td></td> <td>ST</td> <td>a</td> <td>27-857-1</td> </tr> </table>	05.82 - 07.86			ST	a	32-095-1	->Chass. 20609					a	32-922-5	Chass. 20610->					ST	a	27-857-1
05.82 - 07.86			ST	a	32-095-1	->Chass. 20609																
				a	32-922-5	Chass. 20610->																
				ST	a	27-857-1																
2.1 Diesel (1344) 2.1 Diesel	<table border="1" style="width:100%; border-collapse: collapse;"> <tr> <td style="width:15%;">11.81 - 07.86</td> <td style="width:10%; text-align: center;"></td> <td style="width:10%; text-align: center;"></td> <td style="width:10%; text-align: center;">ST</td> <td style="width:10%; text-align: center;">a</td> <td style="width:15%;">32-845-0</td> <td style="width:30%;">-&gt;Chass. 190905</td> </tr> <tr> <td>11.81 - 07.86</td> <td></td> <td></td> <td></td> <td>a</td> <td>32-922-5</td> <td>Chass. 190906-&gt;</td> </tr> <tr> <td></td> <td></td> <td></td> <td></td> <td>ST</td> <td>a</td> <td>27-857-1</td> </tr> </table>	11.81 - 07.86			ST	a	32-845-0	->Chass. 190905	11.81 - 07.86				a	32-922-5	Chass. 190906->					ST	a	27-857-1
11.81 - 07.86			ST	a	32-845-0	->Chass. 190905																
11.81 - 07.86				a	32-922-5	Chass. 190906->																
				ST	a	27-857-1																

18 Estate (135_) <span style="float: right;">05.79 - 07.86</span>																						
1.4 (1350)	<table border="1" style="width:100%; border-collapse: collapse;"> <tr> <td style="width:15%;">05.79 - 07.86</td> <td style="width:10%; text-align: center;"></td> <td style="width:10%; text-align: center;"></td> <td style="width:10%; text-align: center;">ST</td> <td style="width:10%; text-align: center;">a</td> <td style="width:15%;">32-095-1</td> <td style="width:30%;">-&gt;Chass. 122600</td> </tr> <tr> <td></td> <td></td> <td></td> <td></td> <td>a</td> <td>32-922-5</td> <td>Chass. 122601-&gt;</td> </tr> <tr> <td></td> <td></td> <td></td> <td></td> <td>ST</td> <td>a</td> <td>27-076-0</td> </tr> </table>	05.79 - 07.86			ST	a	32-095-1	->Chass. 122600					a	32-922-5	Chass. 122601->					ST	a	27-076-0
05.79 - 07.86			ST	a	32-095-1	->Chass. 122600																
				a	32-922-5	Chass. 122601->																
				ST	a	27-076-0																
1.6 (1351), 54 kW 1.6 (1351), 58 kW	<table border="1" style="width:100%; border-collapse: collapse;"> <tr> <td style="width:15%;">01.82 - 07.86</td> <td style="width:10%; text-align: center;"></td> <td style="width:10%; text-align: center;"></td> <td style="width:10%; text-align: center;">ST</td> <td style="width:10%; text-align: center;">a</td> <td style="width:15%;">32-095-1</td> <td style="width:30%;">-&gt;Chass. 118200</td> </tr> <tr> <td>05.79 - 09.82</td> <td></td> <td></td> <td></td> <td>a</td> <td>32-922-5</td> <td>Chass. 118201-&gt;</td> </tr> <tr> <td></td> <td></td> <td></td> <td></td> <td>ST</td> <td>a</td> <td>27-076-0</td> </tr> </table>	01.82 - 07.86			ST	a	32-095-1	->Chass. 118200	05.79 - 09.82				a	32-922-5	Chass. 118201->					ST	a	27-076-0
01.82 - 07.86			ST	a	32-095-1	->Chass. 118200																
05.79 - 09.82				a	32-922-5	Chass. 118201->																
				ST	a	27-076-0																
1.6 TS	<table border="1" style="width:100%; border-collapse: collapse;"> <tr> <td style="width:15%;">05.82 - 07.86</td> <td style="width:10%; text-align: center;"></td> <td style="width:10%; text-align: center;"></td> <td style="width:10%; text-align: center;">ST</td> <td style="width:10%; text-align: center;">a</td> <td style="width:15%;">32-095-1</td> <td style="width:30%;">-&gt;Chass. 3929</td> </tr> <tr> <td></td> <td></td> <td></td> <td></td> <td>a</td> <td>32-922-5</td> <td>Chass. 3930-&gt;</td> </tr> <tr> <td></td> <td></td> <td></td> <td></td> <td>ST</td> <td>a</td> <td>27-076-0</td> </tr> </table>	05.82 - 07.86			ST	a	32-095-1	->Chass. 3929					a	32-922-5	Chass. 3930->					ST	a	27-076-0
05.82 - 07.86			ST	a	32-095-1	->Chass. 3929																
				a	32-922-5	Chass. 3930->																
				ST	a	27-076-0																
1.6 Turbo, 80 kW 1.6 Turbo, 92 kW 2.0 (1353)	<table border="1" style="width:100%; border-collapse: collapse;"> <tr> <td style="width:15%;">09.82 - 07.86</td> <td style="width:10%; text-align: center;"></td> <td style="width:10%; text-align: center;"></td> <td style="width:10%; text-align: center;">ST</td> <td style="width:10%; text-align: center;">a</td> <td style="width:15%;">32-922-5</td> <td style="width:30%;"></td> </tr> <tr> <td>10.82 - 07.86</td> <td></td> <td></td> <td></td> <td>a</td> <td>27-076-0</td> <td></td> </tr> <tr> <td>10.81 - 07.86</td> <td></td> <td></td> <td></td> <td>ST</td> <td>a</td> <td>27-076-0</td> </tr> </table>	09.82 - 07.86			ST	a	32-922-5		10.82 - 07.86				a	27-076-0		10.81 - 07.86				ST	a	27-076-0
09.82 - 07.86			ST	a	32-922-5																	
10.82 - 07.86				a	27-076-0																	
10.81 - 07.86				ST	a	27-076-0																
2.1 Diesel (1354) 2.1 Diesel	<table border="1" style="width:100%; border-collapse: collapse;"> <tr> <td style="width:15%;">11.80 - 07.86</td> <td style="width:10%; text-align: center;"></td> <td style="width:10%; text-align: center;"></td> <td style="width:10%; text-align: center;">ST</td> <td style="width:10%; text-align: center;">a</td> <td style="width:15%;">32-845-0</td> <td style="width:30%;">-&gt;Chass. 63219</td> </tr> <tr> <td>05.79 - 07.86</td> <td></td> <td></td> <td></td> <td>a</td> <td>32-922-5</td> <td>Chass. 63220-&gt;</td> </tr> <tr> <td></td> <td></td> <td></td> <td></td> <td>ST</td> <td>a</td> <td>27-076-0</td> </tr> </table>	11.80 - 07.86			ST	a	32-845-0	->Chass. 63219	05.79 - 07.86				a	32-922-5	Chass. 63220->					ST	a	27-076-0
11.80 - 07.86			ST	a	32-845-0	->Chass. 63219																
05.79 - 07.86				a	32-922-5	Chass. 63220->																
				ST	a	27-076-0																














19 I (B/C53_) <span style="float: right;">01.88 - 12.92</span>																																																																														
1.2 1.4 1.7 (B/C533/53M) 1.7 (B/C536) 1.7 (B/C53C,F)	<table border="1" style="width:100%; border-collapse: collapse;"> <tr> <td style="width:15%;">01.88 - 12.92</td> <td style="width:10%; text-align: center;"></td> <td style="width:10%; text-align: center;"></td> <td style="width:10%; text-align: center;">ST</td> <td style="width:10%; text-align: center;">t</td> <td style="width:15%;">32-A33-F =</td> <td style="width:30%;"></td> </tr> <tr> <td>01.88 - 12.92</td> <td></td> <td></td> <td></td> <td>a</td> <td>32-A33-0</td> <td></td> </tr> <tr> <td>09.88 - 04.92</td> <td></td> <td></td> <td></td> <td></td> <td>89-029-0</td> <td></td> </tr> <tr> <td>09.88 - 04.92</td> <td style="text-align: center;"></td> <td style="text-align: center;"></td> <td style="text-align: center;">ST</td> <td style="text-align: center;">t</td> <td>32-A34-F =</td> <td>Torsion Bars [number]: 2</td> </tr> <tr> <td>09.88 - 04.92</td> <td></td> <td></td> <td></td> <td>t</td> <td>32-A34-P ▲=※</td> <td>Torsion Bars [number]: 2</td> </tr> <tr> <td></td> <td></td> <td></td> <td></td> <td>t</td> <td>32-A35-F =</td> <td>Torsion Bars [number]: 4</td> </tr> <tr> <td></td> <td></td> <td></td> <td></td> <td>a</td> <td>32-A34-0</td> <td>Torsion Bars [number]: 2</td> </tr> <tr> <td></td> <td></td> <td></td> <td></td> <td>a</td> <td>32-A35-0</td> <td>Torsion Bars [number]: 4</td> </tr> </table>	01.88 - 12.92			ST	t	32-A33-F =		01.88 - 12.92				a	32-A33-0		09.88 - 04.92					89-029-0		09.88 - 04.92			ST	t	32-A34-F =	Torsion Bars [number]: 2	09.88 - 04.92				t	32-A34-P ▲=※	Torsion Bars [number]: 2					t	32-A35-F =	Torsion Bars [number]: 4					a	32-A34-0	Torsion Bars [number]: 2					a	32-A35-0	Torsion Bars [number]: 4																					
01.88 - 12.92			ST	t	32-A33-F =																																																																									
01.88 - 12.92				a	32-A33-0																																																																									
09.88 - 04.92					89-029-0																																																																									
09.88 - 04.92			ST	t	32-A34-F =	Torsion Bars [number]: 2																																																																								
09.88 - 04.92				t	32-A34-P ▲=※	Torsion Bars [number]: 2																																																																								
				t	32-A35-F =	Torsion Bars [number]: 4																																																																								
				a	32-A34-0	Torsion Bars [number]: 2																																																																								
				a	32-A35-0	Torsion Bars [number]: 4																																																																								
1.4 (B/C532) CAT 1.4 (B/C53P) 1.7 (B/C53B) 1.7 (B/C53C) 1.9 Diesel (B/C534, B/C53J)	<table border="1" style="width:100%; border-collapse: collapse;"> <tr> <td style="width:15%;">01.89 - 04.92</td> <td style="width:10%; text-align: center;"></td> <td style="width:10%; text-align: center;"></td> <td style="width:10%; text-align: center;">ST</td> <td style="width:10%; text-align: center;">t</td> <td style="width:15%;">32-A33-F =</td> <td style="width:30%;"></td> </tr> <tr> <td>01.89 - 12.89</td> <td></td> <td></td> <td></td> <td>a</td> <td>32-A33-0</td> <td></td> </tr> <tr> <td>09.88 - 04.92</td> <td style="text-align: center;"></td> <td style="text-align: center;"></td> <td style="text-align: center;">ST</td> <td style="text-align: center;">t</td> <td>87-383-R</td> <td></td> </tr> <tr> <td>09.88 - 04.92</td> <td></td> <td></td> <td></td> <td>t</td> <td>87-383-A</td> <td></td> </tr> <tr> <td>09.88 - 04.92</td> <td></td> <td></td> <td></td> <td>t</td> <td>87-383-L</td> <td></td> </tr> <tr> <td></td> <td></td> <td></td> <td></td> <td></td> <td>89-029-0</td> <td></td> </tr> <tr> <td></td> <td style="text-align: center;"></td> <td style="text-align: center;"></td> <td style="text-align: center;">ST</td> <td style="text-align: center;">t</td> <td>32-A34-F =</td> <td>Torsion Bars [number]: 2</td> </tr> <tr> <td></td> <td></td> <td></td> <td></td> <td>t</td> <td>32-A34-P ▲=※</td> <td>Torsion Bars [number]: 2</td> </tr> <tr> <td></td> <td></td> <td></td> <td></td> <td>t</td> <td>32-A35-F =</td> <td>Torsion Bars [number]: 4</td> </tr> <tr> <td></td> <td></td> <td></td> <td></td> <td>a</td> <td>32-A34-0</td> <td>Torsion Bars [number]: 2</td> </tr> <tr> <td></td> <td></td> <td></td> <td></td> <td>a</td> <td>32-A35-0</td> <td>Torsion Bars [number]: 4</td> </tr> </table>	01.89 - 04.92			ST	t	32-A33-F =		01.89 - 12.89				a	32-A33-0		09.88 - 04.92			ST	t	87-383-R		09.88 - 04.92				t	87-383-A		09.88 - 04.92				t	87-383-L							89-029-0					ST	t	32-A34-F =	Torsion Bars [number]: 2					t	32-A34-P ▲=※	Torsion Bars [number]: 2					t	32-A35-F =	Torsion Bars [number]: 4					a	32-A34-0	Torsion Bars [number]: 2					a	32-A35-0	Torsion Bars [number]: 4
01.89 - 04.92			ST	t	32-A33-F =																																																																									
01.89 - 12.89				a	32-A33-0																																																																									
09.88 - 04.92			ST	t	87-383-R																																																																									
09.88 - 04.92				t	87-383-A																																																																									
09.88 - 04.92				t	87-383-L																																																																									
					89-029-0																																																																									
			ST	t	32-A34-F =	Torsion Bars [number]: 2																																																																								
				t	32-A34-P ▲=※	Torsion Bars [number]: 2																																																																								
				t	32-A35-F =	Torsion Bars [number]: 4																																																																								
				a	32-A34-0	Torsion Bars [number]: 2																																																																								
				a	32-A35-0	Torsion Bars [number]: 4																																																																								

19 I Saloon (L53_) <span style="float: right;">01.88 - 12.92</span>																																																									
1.9 TD (L 53K) 1.2	<table border="1" style="width:100%; border-collapse: collapse;"> <tr> <td style="width:15%;">01.89 - 04.92</td> <td style="width:10%; text-align: center;"></td> <td style="width:10%; text-align: center;"></td> <td style="width:10%; text-align: center;">ST</td> <td style="width:10%; text-align: center;">t</td> <td style="width:15%;">32-A33-F =</td> <td style="width:30%;"></td> </tr> <tr> <td>01.88 - 12.92</td> <td></td> <td></td> <td></td> <td>a</td> <td>32-A33-0</td> <td></td> </tr> <tr> <td></td> <td></td> <td></td> <td></td> <td></td> <td>89-029-0</td> <td></td> </tr> <tr> <td></td> <td style="text-align: center;"></td> <td style="text-align: center;"></td> <td style="text-align: center;">ST</td> <td style="text-align: center;">t</td> <td>32-A34-F =</td> <td>Torsion Bars [number]: 2</td> </tr> <tr> <td></td> <td></td> <td></td> <td></td> <td>t</td> <td>32-A34-P ▲=※</td> <td>Torsion Bars [number]: 2</td> </tr> <tr> <td></td> <td></td> <td></td> <td></td> <td>t</td> <td>32-A35-F =</td> <td>Torsion Bars [number]: 4</td> </tr> <tr> <td></td> <td></td> <td></td> <td></td> <td>a</td> <td>32-A34-0</td> <td>Torsion Bars [number]: 2</td> </tr> <tr> <td></td> <td></td> <td></td> <td></td> <td>a</td> <td>32-A35-0</td> <td>Torsion Bars [number]: 4</td> </tr> </table>	01.89 - 04.92			ST	t	32-A33-F =		01.88 - 12.92				a	32-A33-0							89-029-0					ST	t	32-A34-F =	Torsion Bars [number]: 2					t	32-A34-P ▲=※	Torsion Bars [number]: 2					t	32-A35-F =	Torsion Bars [number]: 4					a	32-A34-0	Torsion Bars [number]: 2					a	32-A35-0	Torsion Bars [number]: 4
01.89 - 04.92			ST	t	32-A33-F =																																																				
01.88 - 12.92				a	32-A33-0																																																				
					89-029-0																																																				
			ST	t	32-A34-F =	Torsion Bars [number]: 2																																																			
				t	32-A34-P ▲=※	Torsion Bars [number]: 2																																																			
				t	32-A35-F =	Torsion Bars [number]: 4																																																			
				a	32-A34-0	Torsion Bars [number]: 2																																																			
				a	32-A35-0	Torsion Bars [number]: 4																																																			













					t = turbo a = automatic e = eXtreme  <b>Article No.</b>	<b>i</b>
<b>Renault</b>						












**19 I Saloon (L53\_) 01.88 - 12.92**







<b>1.4 (L53P)</b> <b>1.4 (L532) CAT</b> <b>1.7 (L53B)</b> <b>1.7 (L53C)</b>	04.89 - 12.89 10.89 - 04.92 10.89 - 04.92 10.89 - 04.92			ST	t	32-A33-F =	
					a	32-A33-0	
						87-383-R	
						89-029-0	
				ST	t	32-A34-F =	Torsion Bars [number]: 2
					t	32-A34-P ▲=※	Torsion Bars [number]: 2
					t	32-A35-F =	Torsion Bars [number]: 4
					a	32-A34-0	Torsion Bars [number]: 2
					a	32-A35-0	Torsion Bars [number]: 4
					a	32-A35-0	Torsion Bars [number]: 4
<b>1.9 Diesel (L534, L53J)</b>	10.89 - 04.92			ST	a	32-A33-0	
						87-383-R	
						89-029-0	
						87-383-A 87-383-L	
				ST	t	32-A34-F =	Torsion Bars [number]: 2
					t	32-A34-P ▲=※	Torsion Bars [number]: 2
					t	32-A35-F =	Torsion Bars [number]: 4
					a	32-A34-0	Torsion Bars [number]: 2
					a	32-A35-0	Torsion Bars [number]: 4
					a	32-A35-0	Torsion Bars [number]: 4

**19 I Convertible (D53\_) 07.91 - 04.92**





<b>1.7, 55 kW</b> <b>1.7, 70 kW</b>	07.91 - 04.92 07.91 - 04.92			ST	t	32-A33-F =	
					a	32-A33-0	
						89-029-0	
							ST
		t	32-A34-P ▲=※	Torsion Bars [number]: 2			
		t	32-A35-F =	Torsion Bars [number]: 4			
		a	32-A34-0	Torsion Bars [number]: 2			
		a	32-A35-0	Torsion Bars [number]: 4			
		a	32-A35-0	Torsion Bars [number]: 4			
		<b>1.8 16V</b>	07.91 - 04.92			ST	a
	89-029-0						
				ST	t	32-A35-F =	Torsion Bars [number]: 4
					a	32-A35-0	Torsion Bars [number]: 4









**19 II (B/C53\_) 01.91 - 12.95**













<b>1.4 (B/C532)</b> <b>1.4 (B/C535)</b> <b>1.7 (B/C53B)</b> <b>1.8 (B/C53Y)</b> <b>1.8 (5/353A)</b> <b>1.9 D (B/C53J)</b> <b>1.9 TD (B/C53T)</b>	04.92 - 12.95 01.92 - 12.95 04.92 - 12.95 04.92 - 12.95 04.92 - 12.95 04.92 - 12.95 04.92 - 12.95			ST	t	32-A33-F =			
					a	32-A33-0			
						87-383-R			
						89-029-0			
				ST	t	32-A34-F =	Torsion Bars [number]: 2		
					t	32-A34-P ▲=※	Torsion Bars [number]: 2		
					t	32-A35-F =	Torsion Bars [number]: 4		
					a	32-A34-0	Torsion Bars [number]: 2		
					a	32-A35-0	Torsion Bars [number]: 4		
					a	32-A35-0	Torsion Bars [number]: 4		
		<b>1.4</b> <b>1.4 e (B/C/S53A)</b>	01.92 - 12.95 01.91 - 12.95			ST	t	32-A33-F =	
							a	32-A33-0	
								89-029-0	
									ST
				t	32-A34-P ▲=※	Torsion Bars [number]: 2			
				t	32-A35-F =	Torsion Bars [number]: 4			
a	32-A34-0			Torsion Bars [number]: 2					
a	32-A35-0			Torsion Bars [number]: 4					





					t = turbo a = automatic e = eXtreme	
<b>Article No.</b>						






# Renault






































<b>19 II (B/C53_)</b>		<b>01.91 - 12.95</b>					
1.8 (5/353F, B/C538) 1.8 (B/C538)	05.94 - 12.95			ST	a	32-589-0	
	04.92 - 05.94					87-383-R 87-383-A 87-383-L	
						89-029-0	
					ST	t a	32-A35-F = 32-A35-0












<b>19 II Saloon (L53_)</b>		<b>04.92 - 12.95</b>						
1.4 (532) 1.4 (L535) 1.7 (L53B) 1.8 (L53Y) 1.8 (453A/F) 1.9 D (L53J) 1.9 TD (L53T)	04.92 - 12.95			ST	t a	32-A33-F = 32-A33-0		
	11.93 - 12.95					87-383-R 87-383-A 87-383-L		
	04.92 - 12.95					89-029-0		
	04.92 - 12.95							
	04.92 - 12.95				ST	t t t a a	32-A34-F = 32-A34-P ▲=※ 32-A35-F = 32-A34-0 32-A35-0	Torsion Bars [number]: 2 Torsion Bars [number]: 2 Torsion Bars [number]: 4 Torsion Bars [number]: 2 Torsion Bars [number]: 4
	04.92 - 12.95							
1.8 (L53V, L538) 1.8 (L538)	05.94 - 12.95			ST	a	32-589-0		
	04.92 - 05.94					87-383-R 87-383-A 87-383-L		
						89-029-0		
					ST	t a	32-A35-F = 32-A35-0	Torsion Bars [number]: 4 Torsion Bars [number]: 4

<b>19 II Convertible (D53_, 853_)</b>		<b>04.92 - 06.96</b>							
1.7 (D53C)	04.92 - 09.93			ST	t a	32-A33-F = 32-A33-0			
						87-383-R 87-383-A 87-383-L			
						89-029-0			
						ST	t a	32-A35-F = 32-A35-0	
1.8 (D53Y) 1.8 (853A) 1.8 (D53V, 853F, D53C)	04.92 - 06.96 09.93 - 06.96 07.94 - 06.96			ST	t a a	32-A33-F = 32-589-0 32-A33-0	11.1994-> ->10.1994 11.1994->		
						87-383-R 87-383-A 87-383-L			
						89-029-0			
						ST	t a	32-A35-F = 32-A35-0	11.1994->
1.8 16V (D53D)	04.92 - 06.96			ST	t a a	32-A33-F = 32-589-0 32-A33-0	11.1994-> ->10.1994 11.1994->		
						89-029-0			
								ST	t a

<b>21 (B48_)</b>		<b>09.89 - 06.94</b>					
1.4 TL,GTL (B 48 D)	06.89 - 12.94			ST	t a	32-313-F = 32-313-0	
						32-C23-F = 32-C23-0	
				ST	t a	32-C23-F = 32-C23-0	
						36-190-0 ▲=●	

					t = turbo a = automatic e = eXtreme	<b>i</b>
<b>Article No.</b>						
<b>Renault</b>						

21 (B48_)	09.89 - 06.94						
1.7 (B48F) 1.7 (B48E)	09.89 - 10.92 09.89 - 06.94			ST	t	32-313-F =	
					a	32-313-0	
						87-411-R   87-411-A  87-383-L	
				ST	t	32-C23-F =	
					a	32-C23-0	
					a	36-190-0 ▲●	
2.0 (B48C)	09.89 - 12.93			ST	a	36-A01-F =	
					a	36-A02-F =	
					t	32-C23-F =	
				ST	a	32-C23-0	
					a	36-190-0 ▲●	
					a	36-190-0 ▲●	
2.0 (B48R/Y) 2.2 (B48K)	02.90 - 10.92 09.89 - 06.94			ST	a	36-A01-F =	
					a	36-A02-F =	
						87-411-R   87-411-A  87-383-L	
				ST	t	32-C23-F =	
					a	32-C23-0	
					a	36-190-0 ▲●	
2.0 4X4 (B48R/Y) 2.2 4X4 (B48K)	09.90 - 10.92 07.90 - 06.94					87-411-R   87-411-A  87-383-L	
1.9 D	09.89 - 10.93			ST	t	32-313-F =	
					a	32-313-0	
						87-411-R   87-411-A  87-383-L	
				ST	t	32-C23-F =	
					a	32-C23-0	
					a	36-190-0 ▲●	
2.1 D (B480) 2.1 D (B48V/B48O) 2.1 Turbo-D (B486, B488, B48V)	04.92 - 06.94 09.89 - 12.92 09.89 - 06.94			ST	a	36-A01-F =	
					a	36-A02-F =	
						87-411-R   87-411-A  87-383-L	
				ST	t	32-C23-F =	
					a	32-C23-0	
					a	36-190-0 ▲●	

21 Saloon (L48_)	03.86 - 06.94						
1.4 1.9 D	06.88 - 10.93 08.89 - 10.93			ST	t	32-313-F =	
					a	32-313-0	
						89-028-0	
				ST	t	32-C23-F =	
					a	32-C23-0	
					a	36-190-0 ▲●	
1.7 (L48M)	07.86 - 12.89			ST	t	32-313-F =	
					a	32-313-0	
						87-411-R   87-411-A  87-383-L	
				ST	t	32-C23-F =	
					a	32-C23-0	
					a	36-190-0 ▲●	



t = turbo  
a = automatic  
e = eXtreme

Article No.








# Renault







## 21 Saloon (L48\_)

03.86 - 06.94







1.7 (L48F) CAT 1.7 (L481) 1.7 (L48N) 1.7 (L482) 1.7 (L48E), 66 kW 1.7 (L48E), 69 kW	07.89 - 02.94 03.86 - 12.87 06.87 - 04.89 03.86 - 03.93 09.89 - 02.94 03.86 - 02.94			ST	t	32-313-F =	
					a	32-313-0	
						87-411-R	
						87-411-A 87-383-L	
						89-028-0	
1.7 TL (L 48 K) 2.0, 75 kW 2.0, 78 kW	03.86 - 12.94 03.86 - 10.93 05.91 - 10.93			ST	a	32-553-1 ▲	
					a	32-554-1 ▲	
					a	36-A01-F =	
					a	36-A02-F =	
						89-028-0	
2.0 (L483)	03.86 - 12.88			ST	a	32-553-1 ▲	
					a	32-554-1 ▲	
					a	36-A01-F =	
					a	36-A02-F =	
						89-028-0	
2.0 (L48R) 2.1 D (L480)	02.90 - 06.94 10.92 - 06.94			ST	a	32-553-1 ▲	
					a	32-554-1 ▲	
					a	36-A01-F =	
					a	36-A02-F =	
						89-028-0	
2.0 4X4 (L48R) 2.2 4X4 (L48K)	12.89 - 02.94 07.90 - 02.94			ST	t	32-C23-F =	
					a	32-C23-0	
					a	36-190-0 ▲	
						87-411-R	
						87-411-A 87-383-L	
2.0 Turbo (L48L) 2.0 Turbo (L485)	02.90 - 10.92 04.87 - 03.90			ST	t	32-C23-F =	
					a	32-C23-0	
					a	36-190-0 ▲	
						87-412-R	
						87-412-A 87-383-L	

					t = turbo a = automatic e = eXtreme	<b>i</b>
<b>Article No.</b>						
<b>Renault</b>						







**21 Saloon (L48\_) 03.86 - 06.94**

2.2 (L48K)	07.86 - 02.94			ST	a	32-553-1 ▲⊗⊗					
					a	32-554-1 ▲⊗⊗					
					a	36-A01-F ⊞⊗					
					a	36-A02-F ⊞⊗					
										87-411-R ⊗	05.1989->
										⊞⊗ 87-411-A	
										⊗ 87-383-L	
										87-412-R ⊞	05.1989->
										⊞⊗ 87-412-A	
										⊗ 87-383-L	
					89-028-0						
							ST	t	32-C23-F ⊞		
								a	32-C23-0		
a	36-190-0 ▲⊞●										





  

2.1 D (L486) 2.1 Turbo-D (L48A, L48W, L487, L488)	03.86 - 12.89 03.86 - 06.94			ST	a	32-553-1 ▲⊗⊗					
					a	32-554-1 ▲⊗⊗					
					a	36-A01-F ⊞⊗					
					a	36-A02-F ⊞⊗					
										87-411-R ⊗	05.1989->
										⊞⊗ 87-411-A	
										⊗ 87-383-L	
										87-412-R ⊞	05.1989->
										⊞⊗ 87-412-A	
										⊗ 87-383-L	
					89-028-0						
							ST	t	32-C23-F ⊞		
								a	32-C23-0		
a	36-190-0 ▲⊞●										







  

2.1 D (L48V, L48O)	05.89 - 06.94			ST	a	36-A01-F ⊞⊗					
					a	36-A02-F ⊞⊗					
										87-411-R ⊗	
										⊞⊗ 87-411-A	
										⊗ 87-383-L	
										87-412-R ⊞	
⊞⊗ 87-412-A											
⊗ 87-383-L											
					89-028-0						
							ST	t	32-C23-F ⊞		
								a	32-C23-0		
a	36-190-0 ▲⊞●										

**21 Estate (K48\_) 03.86 - 08.94**

1.6 RX (K 48 U)	06.88 -			ST	t	32-313-F ⊞	
					a	32-313-0	
						89-028-0	
							ST

1.7 (K48M) 1.7 (K/S481) 1.7 (K48E), 69 kW	06.86 - 12.89 06.86 - 03.93 06.86 - 12.89			ST	t	32-313-F ⊞	10.1986->				
					a	32-313-0	10.1986->				
										87-411-R	
										⊞⊗ 87-411-A	
										⊗ 87-383-L	
										89-028-0	
		ST	a	36-191-0 ⊞						10.1986->	



t = turbo  
a = automatic  
e = eXtreme

Article No.



# Renault

21 Estate (K48\_)

03.86 - 08.94

1.7 (K48F) CAT 1.7 (K48N) 1.7 (K/S482) 1.7 (K48E), 66 kW	05.88 - 06.93 06.87 - 04.89 10.86 - 12.88 10.89 - 12.93			ST	t	32-313-F =					
					a	32-313-0					
						87-411-R 87-411-A 87-383-L					
						89-028-0					
2.0 (K483)	06.86 - 12.88			ST	a	32-553-1 ▲	10.1986->				
					a	32-554-1 ▲	10.1986->				
					a	36-A01-F =	10.1986->				
					a	36-A02-F =	10.1986->				
							87-411-R 87-411-A 87-383-L				
							89-028-0				
								ST	a	36-191-0 =	10.1986->
2.0 (K48R)	06.90 - 02.94			ST	a	32-553-1 ▲					
					a	32-554-1 ▲					
					a	36-A01-F =					
					a	36-A02-F =					
							87-411-R 87-411-A 87-383-L				
							87-412-R 87-412-A 87-383-L				
							89-028-0				
								ST	a	36-191-0 =	
2.2 (K48K)	06.86 - 11.93			ST	a	32-553-1 ▲	10.1986->				
					a	32-554-1 ▲	10.1986->				
					a	36-A01-F =					
					a	36-A02-F =					
							87-411-R 87-411-A 87-383-L	05.1989->			
							87-412-R 87-412-A 87-383-L	05.1989->			
							89-028-0				
								ST	a	36-191-0 =	
2.2 4X4 (K48K)	06.86 - 12.93					87-411-R 87-411-A 87-383-L	07.1990->				
						87-412-R 87-412-A 87-383-L	07.1990->				
						89-028-0					
							ST	a	36-191-0 =	10.1986->	
1.9 D	03.86 - 08.94			ST	t	32-313-F =	10.1986->				
					a	32-313-0	10.1986->				
							87-411-R 87-411-A 87-383-L				
							89-028-0				
		ST	a	36-191-0 =	10.1986->						



t = turbo  
a = automatic  
e = eXtreme

Article No.








Renault





21 Estate (K48\_)

03.86 - 08.94





2.1 D (K/S486)	10.86 - 09.90			ST	a	32-553-1 ▲⊕⊗					
					a	32-554-1 ▲⊕⊗					
					a	36-A01-F ⊕⊗					
					a	36-A02-F ⊕⊗					
						87-411-R ⊗	05.1989->				
						⊕⊗ 87-411-A ⊗ 87-383-L					
						87-412-R ⊕	05.1989->				
						⊕⊗ 87-412-A ⊗ 87-383-L					
						89-028-0					
				ST	a	36-191-0 □					
2.1 D 4X4 (K486)	10.88 - 05.92					87-411-R ⊗	05.1989->				
						⊕⊗ 87-411-A ⊗ 87-383-L					
						87-412-R ⊕	05.1989->				
						⊕⊗ 87-412-A ⊗ 87-383-L					
2.1 D (K480)	02.92 - 09.95			ST	a	36-A01-F ⊕⊗					
					a	36-A02-F ⊕⊗					
							89-028-0				
				ST	a	36-191-0 □					
2.1 D (K/S48V, K/S48O)	08.89 - 12.92			ST	a	32-553-1 ▲⊕⊗					
					a	32-554-1 ▲⊕⊗					
					a	36-A01-F ⊕⊗					
					a	36-A02-F ⊕⊗					
										87-411-R ⊗	
										⊕⊗ 87-411-A ⊗ 87-383-L	
										87-412-R ⊕	
						⊕⊗ 87-412-A ⊗ 87-383-L					
						89-028-0					
				ST	a	36-191-0 □					
2.1 Turbo-D (K48A, K48W, K487, K488)	10.86 - 11.93			ST	a	32-553-1 ▲⊕⊗					
					a	32-554-1 ▲⊕⊗					
					a	36-A01-F ⊕⊗					
					a	36-A02-F ⊕⊗					
										87-411-R ⊗	05.1989->
										⊕⊗ 87-411-A ⊗ 87-383-L	
										87-412-R ⊕	05.1989->
										⊕⊗ 87-412-A ⊗ 87-383-L	
										89-028-0	
				ST	a	36-191-0 □					

					t = turbo a = automatic e = eXtreme	<b>i</b>
<b>Article No.</b>						
<b>Renault</b>						







**25 (B29\_) 04.84 - 12.93**

2.0 (B297)	04.84 - 12.92			ST	t	32-126-F =	not for equipment variation: OE 7700 794 579
2.0	03.87 - 12.93				a	32-126-0	not for equipment variation: OE 7700 794 579
2.0 12V (B294)	06.89 - 12.92			ST	t	32-970-F =	
2.0 12V	06.88 - 12.93				a	32-970-3	
2.2 (B29)	11.85 - 03.89						
2.2 (B29B)	09.86 - 12.92						
2.2 (B29E), 89 kW	04.84 - 12.89						
2.2 (B29E), 91 kW	04.84 - 12.89						
2.4 V6 Turbo (B295)	10.84 - 05.90						
2.5 V6 Turbo (B29G)	01.90 - 12.92						
2.7 V6 Injection (B298)	04.84 - 08.89						
2.8 V6 Injection (B29A)	06.86 - 02.88						
2.8 V6 Injection (B29F)	06.87 - 12.92						
2.8 V6 (B293)	06.87 - 02.90						
2.1 Diesel (B296), 46 kW	04.84 - 05.89						
2.1 Diesel (B296), 51 kW	06.89 - 12.92						
2.1 Turbo-D (B290, B29W)	04.84 - 12.92						







**TRAFIC Bus (T5, T6, T7) 03.80 - 04.89**

1.4	03.80 - 04.89			ST	a	36-631-0 = 	
1.6	01.84 - 06.86				a	36-632-0 = 	
1.7	06.86 - 04.89						
2.0	06.86 - 04.89						
2.1 D	03.85 - 04.89						





**TRAFIC Box (T1, T3, T4) 03.80 - 04.89**

1.4	03.80 - 04.89			ST	a	36-631-0 = 	
1.6	01.83 - 06.86				a	36-632-0 = 	
1.7	06.86 - 04.89			ST	a	36-A72-0	
2.0	06.86 - 04.89						
2.1 D	09.80 - 04.89						





**TRAFIC Flatbed / Chassis (P6) 03.80 - 04.89**

1.4	03.80 - 04.89			ST	a	36-631-0 = 	
1.6	03.80 - 06.86				a	36-632-0 = 	
1.7	06.86 - 04.89			ST	a	32-A62-0	Chass. 000106-> Model: P64 Model: P6C
2.0, 59 kW	03.80 - 04.89				a	32-A62-0	
2.0, 63 kW	03.80 - 12.86						
2.1 D	03.80 - 04.89						
2.5 D	03.80 - 04.89						





**MASTER II Bus (JD/ND) 07.98 -**

2.5 D	07.98 - 01.01			ST	a	32-D69-A =	
2.8 dTI	07.98 -			ST	a	32-D71-A =	






**MASTER II Box (FD) 07.98 -**

2.5 D	07.98 - 01.01			ST	a	32-D69-A =	
2.8 dTI	07.98 -			ST	a	32-D71-A =	














**MASTER II Flatbed / Chassis (ED/HD/UD) 07.98 -**

2.5 D	07.98 - 01.01			ST	a	32-D69-A =	
2.8 dTI	07.98 -			ST	a	32-D72-A =	













					t = turbo a = automatic e = eXtreme	<div style="font-size: 2em; font-weight: bold; margin-bottom: 5px;">i</div> <div style="font-size: 1.5em; font-weight: bold;">Rolls-Royce</div>
<b>Article No.</b>						




















### CORNICHE

<b>Corniche</b>	- 09.70		$\frac{1}{1}$	ST	a	46-050-1 	Can only be used with Rolls Royce adapter kit
			$\frac{1}{1}$	ST	a	46-051-0  	
<b>Corniche</b>	- 12.76		$\frac{1}{1}$	ST	a	46-050-1 	length of damper tube 528 mm
			$\frac{1}{1}$	ST	a	46-050-2  	length of damper tube 528 mm
			$\frac{1}{1}$	ST	a	46-051-0  	






### CORNICHE COUPE







<b>Corniche alle</b>	01.89 -		$\frac{1}{1}$		a	46-050-1 	
<b>Corniche Drophead</b>	01.77 -		$\frac{1}{1}$	ST	a	46-050-1 	Vehicle Equipment: for vehicles without ride height adjustment length of damper tube 528 mm
			$\frac{1}{1}$	ST	a	46-050-2  	Vehicle Equipment: for vehicles without ride height adjustment length of damper tube 528 mm
<b>Corniche Drophead</b>	- 12.77		$\frac{1}{1}$	ST	a	46-050-1 	Can only be used with Rolls Royce adapter kit

### SILVER SHADOW
















































<b>Camargue</b>	01.68 -		$\frac{1}{1}$	ST	a	46-050-1 	length of damper tube 528 mm
			$\frac{1}{1}$	ST	a	46-050-2  	length of damper tube 528 mm
			$\frac{1}{1}$	ST	a	46-051-0  	
<b>Silver Shadow</b>	01.80 -		$\frac{1}{1}$		a	46-050-1 	
			$\frac{1}{1}$	ST	a	46-050-2  	
<b>Silver Shadow</b>	- 09.70		$\frac{1}{1}$	ST	a	46-050-1 	Can only be used with Rolls Royce adapter kit
			$\frac{1}{1}$	ST	a	46-051-0  	






### SILVER SPIRIT










<b>Silver Spirit</b>	- 12.90		$\frac{1}{1}$		a	46-050-1 	
					a	46-050-2  	











					t = turbo a = automatic e = eXtreme	
<b>Article No.</b>						









# Rover









<b>100 (METRO) (XP)</b>		<b>11.89 - 12.98</b>							
111 C/L/S	03.90 - 12.98			ST	a	27-266-0			
114 S/L/GTA	03.90 - 12.98								
114 GTI/GT 16V CAT	03.90 - 12.98								
114 GTI 16V	08.91 - 12.98								
<b>200 Hatchback (XW)</b>		<b>10.89 - 10.95</b>							
220 D, SD, SDi (RF)	01.96 -			ST	a	32-E66-A =			
				ST	a	27-C72-A =			
214	09.93 - 10.95			ST	t	30-A16-A =Ⓢ			
214 Si/Gsi	10.89 - 10.95				t	30-A17-A =Ⓢ			
214 GSi/Si, 70 kW	01.90 - 10.95			ST	t	30-067-A =			
214 GSi/Si, 76 kW	12.92 - 10.95								
216 GSi, 82 kW	10.89 - 10.95					87-448-R			
216 GSi, 85 kW	10.89 - 10.95								
216 GTi, 90 kW	09.90 - 10.95								
216 GTi, 96 kW	09.90 - 10.95								
220 GTi, 100 kW	01.93 - 10.95								
220 GTi, 103 kW	09.91 - 10.95								
218 D	09.91 - 10.95								
220 Turbo	01.93 - 10.95					87-448-R			
218 TD	09.91 - 10.95			ST	t	30-A16-A =Ⓢ	Chass. VIN 605482->		
					t	30-A17-A =Ⓢ	Chass. VIN 605482->		
				ST	t	30-067-A =	Chass. VIN 605482->		
						87-448-R			
<b>200 (XH)</b>		<b>03.85 - 09.89</b>							
213 S	09.85 - 09.89			ST	a	27-A04-A =Ⓢ			
216	03.85 - 09.89				a	27-A05-A =Ⓢ			
216 Vitesse	03.85 - 09.89			ST	a	27-A06-A =			
<b>200 Coupe (XW)</b>		<b>10.92 -</b>							
216	10.92 -			ST	a	32-E66-A =	Chass. 911248->		
220 GSi	05.94 -						03.1996->		
220 Turbo	10.92 -					87-448-R	->12.1999		
<b>200 (RF)</b>		<b>11.95 - 03.00</b>							
200 Vi (RF)	01.96 -			ST	a	27-C72-A =			
211	01.98 - 03.00					87-448-R			
214 i	11.95 - 03.00								
220 D/SD	11.95 - 03.00								
220 SDi	11.95 - 03.00								
214 Si	11.95 - 03.00			ST	a	32-E66-A =			
216 Si	11.95 - 03.00			ST	a	27-C72-A =			
						87-448-R			
218 K Vi	11.95 - 03.00					87-448-R	->12.1999		
<b>400 (XW)</b>		<b>04.90 - 04.95</b>							
414 GSi/Si	04.90 - 04.95			ST	t	30-A16-A =Ⓢ			
414 GSi/Si CAT	01.93 - 04.95				t	30-A17-A =Ⓢ			
416 GSi	04.90 - 04.95			ST	t	30-067-A =			
416 GSi/GSE	04.90 - 04.95								
416 GTI	04.90 - 04.95					87-448-R			
416 GTI/GTE	04.90 - 04.95								
418 TD	09.91 - 04.95								
414	01.93 - 04.95					87-448-R			
420 Turbo	01.93 - 04.95								
418 D	09.91 - 04.95								













					t = turbo a = automatic e = eXtreme	<b>i</b>
<b>Article No.</b>					<b>Rover</b>	












<b>400 (XW) 04.90 - 04.95</b>								
420 GSI/SLI/GTI/Vite 420 GTI/GSI/Vitesse	01.93 - 04.95			ST	t	30-A16-A 		
	02.92 - 04.95				t	30-A17-A 		
					SP	t	30-A16-A 	
						t	30-A17-A 	
					ST	t	30-067-A =	
					SP	t	30-067-A =	
						87-448-R		








<b>400 Estate (XW) 09.93 - 11.98</b>								
414 1.6 i, 82 kW 1.6 i, 90 kW 2.0 i 1.8 TD	03.96 - 11.98			ST	t	30-A16-A 	->Chass. 911247	
	05.94 - 11.98				t	30-A17-A 	->Chass. 911247	
				05.94 - 11.98	a	32-E66-A =	Chass. 911248->	
	05.94 - 11.98			ST	t	30-067-A =		
	09.93 - 11.98							
1.8 i	06.96 - 11.98			ST	a	32-E66-A =	Chass. 911248->	
				ST	t	30-067-A =	Chass. 911248->	

<b>400 Hatchback (RT) 05.95 - 03.00</b>								
414 Si 416 Si, 82 kW 416 Si, 83 kW 420 Si Lux 420 D 420 Di	05.95 - 03.00			ST	a	27-C73-A 		
	05.95 - 03.00				a	27-C74-A 		
		06.95 - 03.00					87-448-R	
	12.95 - 03.00			ST	t	30-067-A =		
	11.95 - 03.00							
	05.95 - 03.00							87-448-R






<b>400 (RT) 05.95 - 03.00</b>								
414 Si 416 Si, 82 kW 416 Si, 83 kW 420 Si Lux 420 D 420 Di	05.95 - 03.00			ST	a	27-C73-A 		
	05.95 - 03.00				a	27-C74-A 		
		05.95 - 03.00					87-448-R	
	12.95 - 03.00			ST	t	30-067-A =		
	11.95 - 03.00							
	05.95 - 03.00							87-448-R


































<b>600 (RH) 08.93 - 02.99</b>									
618 i/Si 620 Ti Vitesse	03.96 - 02.99					87-448-R			
	07.94 - 02.99								
620 i 620 Si 620 Sdi	08.93 - 06.96			ST	t	27-C44-F =	->02.1996		
					a	27-C44-A =	->02.1996		
	08.93 - 02.99						87-448-R		
					ST	t	27-C45-F =	->02.1996	
	a	27-C45-A =			->02.1996				
623 Si	08.93 - 02.99			ST	t	27-C44-F =	->02.1996		
					a	27-C44-A =	->02.1996 not for equipment variation: Turbo		
								87-448-R	
					ST	t	27-C45-F =	->02.1996	
	a	27-C45-A =			->02.1996 not for equipment variation: Turbo				





<b>800 Hatchback 10.86 - 02.99</b>								
820 I/SI (XS) 820 16V Turbo (RS)	01.93 - 02.99					a	27-C75-A =	
	01.92 - 02.99					ST	a	27-C75-A =
					ST	S	27-C58-A 	
					a	27-C57-A 		
827 Vitesse (XS) CAT 827 Vitesse/SLI	10.88 - 12.91			ST	a	30-032-A =	->08.1991	
	10.88 - 12.91					ST	a	30-038-A =
							Can only be used with Rover coil spring no. GSV 1034	











						t = turbo a = automatic e = eXtreme	
<b>Article No.</b>							





# Rover





<b>800 Hatchback</b>		<b>10.86 - 02.99</b>						
827 24V I/SI (RS) CAT	01.92 - 02.99			ST	a	27-C75-A =		
825 D/SD (XS)	01.92 - 02.99				a	27-C75-A =		
				ST	S	27-C58-A =Ⓢ		
					a	27-C57-A =Ⓢ		







<b>800</b>		<b>10.86 - 02.99</b>						
825 i-V6	07.86 - 02.88				a	30-032-A =		
825 Sterling	07.86 - 02.88							
827 Sterling	02.88 - 08.91							
827 SLi	11.91 - 02.99				a	27-C75-A =		
827 Sterling (XS)	11.91 - 02.99			ST	a	27-C75-A =		
					a	27-C75-A =		
				ST	S	27-C58-A =Ⓢ		
					a	27-C57-A =Ⓢ		
820 I/SI (RS)	01.92 - 02.99			ST	a	27-C75-A =		
820 16V Turbo (RS)	01.92 - 02.99			ST	S	27-C58-A =Ⓢ		
825 Si Lux (RS)	04.96 - 02.99				a	27-C57-A =Ⓢ		
820 Turbo-16V (XS)	03.91 - 08.91			ST	a	30-032-A =		
				ST	a	30-038-A =	Can only be used with Rover coil spring no. GSV 1034	
825 Si/Sterling (XS) CAT	10.86 - 12.91				a	30-032-A =	->02.1988	
825 Si/Sterling (XS), 123 kW	10.86 - 10.88							
825 Si/Sterling (XS), 127 kW	01.87 - 12.91							
827 Si/Sterling (XS) CAT	02.88 - 02.99			ST	a	27-C75-A =	11.1991->	
827 Si/Sterling (XS)	02.88 - 12.91				a	27-C75-A =	11.1991->	
					a	30-032-A =	->08.1991	
				ST	S	27-C58-A =Ⓢ	11.1991->	
					a	27-C57-A =Ⓢ	11.1991->	
825 D/SD (XS)	01.90 - 02.99			ST	a	27-C75-A =	11.1991->	
					a	27-C75-A =	11.1991->	
				ST	S	27-C58-A =Ⓢ	11.1991->	
					a	27-C57-A =Ⓢ	11.1991->	

<b>800 Coupe</b>		<b>08.92 - 02.99</b>						
825 Si (RS)	04.96 - 02.99			ST	a	27-C75-A =		
827 24V (RS)	08.92 - 02.99			ST	S	27-C58-A =Ⓢ		
825 SD	09.93 - 02.99				a	27-C57-A =Ⓢ		










<b>2000-3500 Hatchback (SD1)</b>		<b>06.76 - 10.86</b>						
3500 Vitesse Inj.	01.82 - 12.87			ST	a	32-560-0 ▲		
3500 Vitesse	10.82 - 10.86							
2000	10.82 - 10.86			ST	a	32-560-0 ▲		
2300	09.77 - 10.86			ST	e	60-092-1 ▲▲Ⓢ	Replace in pairs only Can only be used with Rover coil spring no. CRC 2778	
2600 S	10.82 - 10.86			ST	a	32-560-0 ▲		
2600	09.77 - 10.82			ST	e	60-092-1 ▲▲Ⓢ	Replace in pairs only	
3500	06.76 - 10.86							
2400 TD	05.82 - 10.86							

<b>ACCLAIM</b>								
Acclaim	01.81 - 12.84			ST	a	27-A01-0		
				ST	a	27-A02-0 Ⓢ		
					a	27-A03-0 Ⓢ		



<b>CABRIOLET (XW)</b>		<b>01.92 - 11.99</b>						
214 1.4	01.92 - 11.99			ST	t	30-A16-A =Ⓢ	10.1992 - 12.1995	
					t	30-A17-A =Ⓢ	10.1992 - 12.1995	
				ST	t	30-067-A =	10.1992 - 12.1995	

					t = turbo a = automatic e = eXtreme	 <h1 style="margin: 0;">Article No.</h1>
<h1 style="margin: 0;">Rover</h1>						









**CABRIOLET (XW) 01.92 - 11.99**

214 1.4i 16V	01.93 - 11.99			ST	t	30-A16-A 	->12.1995
					t	30-A17-A 	->12.1995
216 1.6i	01.92 - 11.99			ST	t	30-067-A =	->12.1995
					t	30-A16-A 	->12.1995 10.1992->
					a	32-E66-A =	Chass. 911248-> 03.1996->
				ST	t	30-067-A =	10.1992->





**MAESTRO 09.90 - 01.95**

1.3, 49 kW	09.90 - 01.95			ST	a	27-A41-0	spring seat height 263mm
1.3, 51 kW	09.90 - 01.95				a	27-B16-0	spring seat height 250mm
1.6	09.90 - 01.95						
2.0 i Turbo M.G.	01.89 - 12.95						
2.0 D	09.90 - 10.92						
2.0 TD	09.90 - 01.95						







**MINI MK I 01.91 -**

1000 Estate	01.70 - 08.75			ST	a	27-030-9 HD	
1300 Estate	01.70 - 08.75						ST
850	01.59 - 10.64			ST	a	27-030-9	
850 Cooper "S"	01.59 - 10.64						ST
850 Countryman	01.59 - 08.75						
1000	01.92 - 06.93						
1300, 37 kW	10.92 -						
1300, 39 kW	01.92 - 04.95						
1300, 45 kW	01.91 - 12.91						
1300, 46 kW	01.92 -						







**MINI MK I Convertible 09.92 -**






1300	09.92 - 04.95			ST	a	27-030-9	
							ST

**MONTEGO 10.88 - 10.95**





























1.3	01.84 - 12.94			ST	a	27-A41-0	spring seat height 263mm
1.6 4x4	01.84 - 12.94				a	27-B16-0	spring seat height 250mm
2.0 MG	01.84 - 12.94			ST	a	27-A42-0	spring seat height 161mm
					a	27-A43-0	spring seat height 181mm
				ST		89-014-0	






**MONTEGO Estate (XE) 10.84 - 12.93**







1.6 4x4	01.84 - 12.94			ST	a	27-A41-0	spring seat height 263mm
1.6 L	01.84 - 12.94				a	27-B16-0	spring seat height 250mm
				ST	a	27-A42-0	spring seat height 161mm
					a	27-A43-0	spring seat height 181mm
				ST		89-014-0	





					t = turbo a = automatic e = eXtreme	<b>i</b>
<b>Article No.</b>						















# Saab









<b>9-3 (YS3D) 02.98 -</b>								
2.0 i	02.98 -			ST	a	32-F37-A =		
2.0 Turbo, 113 kW	10.98 -			SP	a	32-F38-A =		
2.0 Turbo, 136 kW	02.98 -			ST	a	27-D52-A =		
2.0 Turbo, 151 kW	10.99 -			SP	a	27-D53-A =		
2.0 SE Turbo	02.98 -							
2.3 i, 110 kW	02.98 -							
2.3 i, 165 kW	10.98 -							
2.2 TiD	02.98 - 11.00							
<b>9-3 Convertible 02.98 -</b>								
2.0 i	02.98 -			ST	a	32-F39-A =		
2.0 Turbo, 113 kW	10.98 -			ST	a	27-D52-A =		
2.0 Turbo, 136 kW	02.98 -							
2.0 Turbo, 151 kW	10.99 -							
2.0 SE Turbo	02.98 -							
2.3 i, 110 kW	02.98 -							
2.3 i, 165 kW	10.99 -							
<b>9-5 (YS3E) 09.97 -</b>								
2.0 t	09.97 -			ST	a	36-A88-A =	->08.2001	
2.3 t	09.97 -			SP	a	36-A89-A =	->08.2001	
2.3 i	10.99 - 09.01			ST	a	36-A90-0 =	->08.2001	
3.0 V6t	01.98 -			SP	a	36-A91-0 =	->08.2001	Vehicle Equipment: for vehicles without ride height adjustment
Vehicle Equipment: for vehicles without ride height adjustment								
<b>9-5 Estate 10.98 -</b>								
2.0 t, 110 kW	10.98 -			ST	a	36-A88-A =	->08.2001	
2.0 t, 141 kW	10.98 -			SP	a	36-A89-A =	->08.2001	
2.3 t	10.98 -			ST	a	36-A92-0 =	->08.2001	
2.3 i	10.99 - 09.01			SP	a	36-A93-0 =	->08.2001	Vehicle Equipment: for vehicles without ride height adjustment
3.0 V6t	10.98 -						Vehicle Equipment: for vehicles without ride height adjustment	
Vehicle Equipment: for vehicles without ride height adjustment								
<b>90 08.84 - 08.87</b>								
2.0	08.84 - 08.87			ST	a	27-021-9	->Chass. G 6000885	
				ST	a	27-912-0		
<b>95 Estate 10.65 - 12.78</b>								
1.5 V4, 46 kW	01.76 - 08.77			ST	a	27-021-9		
1.5 V4, 48 kW	10.65 - 12.75							
1.5 V4, 50 kW	09.77 - 12.78							
<b>96</b>								
96 Sedan	01.69 - 12.80			ST	a	27-021-9		
SPORT	01.60 - 12.80			ST	a	27-111-9		
<b>96 10.65 - 08.80</b>								
1.5 V4, 46 kW	11.75 - 07.77			ST	a	27-021-9		
1.5 V4, 48 kW	10.65 - 10.75			ST	a	27-111-9		
1.5 V4, 50 kW	08.77 - 08.80							
<b>99 Hatchback 10.72 - 01.87</b>								
2.0	03.76 - 05.78			ST	a	27-021-9	->12.1978	
2.0 Turbo	10.77 - 06.80			ST	a	27-022-9	->12.1978	
<b>99</b>								
99 (99)	05.78 - 08.84			ST	a	27-021-9		
EMS (99)	01.79 - 08.84			ST	a	27-912-0		
TURBO (99)	05.78 - 08.84			ST	a	27-021-9		
				ST	a	27-912-0		





					t = turbo a = automatic e = eXtreme	<b>i</b>
<b>Article No.</b>						
<b>Saab</b>						





<b>99</b>		<b>11.67 - 01.87</b>						
2.0	10.72 - 08.74			ST	a	27-021-9	Equipment Variation: GLE ex. Turbo	
						27-022-9	Equipment Variation: GLE ex. Turbo	
2.0 GL	09.74 - 12.84			ST	a	27-021-9	05.1978-> not for equipment variation: Turbo	
						27-022-9	05.1978-> not for equipment variation: Turbo	
2.0 EMS, 81 kW	04.72 - 08.74			ST	a	27-022-9		
2.0 EMS, 87 kW	09.74 - 12.78							

<b>600</b>								
600	01.80 -			ST	a	27-173-1		
						27-173-F	=●	
				ST	a	27-837-1	⊕	
						27-837-F	=⊕●	
						27-838-1	⊕	
						27-838-F	=⊕●	

<b>900 I Hatchback</b>		<b>09.78 - 06.94</b>						
2.0 c, 74 kW	09.79 - 12.88			ST	t	36-081-1	☐	
2.0 c, 79 kW	09.78 - 08.84			ST	a	27-912-0	->01.1984	
2.0 i, 85 kW	11.80 - 12.88							
2.0 i, 81 kW	09.85 - 08.90			ST	t	36-081-1	☐	
2.0 -16	01.89 - 08.92							
2.0 Turbo, 103 kW	10.86 - 12.91							
2.0 Turbo, 107 kW	09.78 - 07.85							
2.0 Turbo, 110 kW	01.86 - 12.88							
2.0 S Turbo-16	09.91 - 07.93			ST	t	36-081-1	☐	
2.0 Turbo-16 S	02.84 - 12.88			SP	t	36-082-1	☐	
2.0 Turbo-16	01.93 - 06.94			ST	a	32-B56-F	=	
				ST	a	27-B05-F	=	

<b>900 I</b>		<b>01.79 - 12.93</b>						
2.0 i	11.80 - 08.90			ST	t	36-081-1	☐	
2.0 EMS	01.79 - 12.80			ST	t	36-081-1	☐	
2.0 Turbo, 107 kW	10.80 - 07.85							
2.0 Turbo, 110 kW	01.86 - 12.88							
2.0 Turbo-16 S	01.84 - 12.88			ST	t	36-081-1	☐	
				SP	t	36-082-1	☐	

<b>900 II Coupe</b>		<b>12.93 - 02.98</b>						
2.0 i, 96 kW	12.93 - 02.98			ST	a	32-B56-F	=	
2.0 i, 98 kW	12.93 - 02.98			ST	a	27-B05-F	=	
2.0 -16 Turbo	12.93 - 02.98							
2.3 -16	12.93 - 02.98							
2.5 -24 V6	12.93 - 02.98							

<b>900 II Convertible</b>		<b>12.93 - 02.98</b>						
2.0 i	12.93 - 02.98			ST	a	32-B57-F	=	
2.0 -16 Turbo	12.93 - 02.98			ST	a	27-B06-F	=	
2.3 -16	12.93 - 02.98							
2.5 -24 V6	12.93 - 02.98							



t = turbo  
a = automatic  
e = eXtreme

Article No.



# Saab

## 9000 Hatchback

09.84 - 12.98

2.0 -16, 92 kW	12.85 - 12.88			ST	a	32-A67-F =	->Chass. H 1015469 ->Chass. H 8000555				
2.0 -16, 94 kW	12.85 - 08.88				a	32-B53-F =	Chass. H 1015470-> Chass. H 8000556->				
2.0 -16 CS, 94 kW	01.89 - 12.98					a	32-A67-F =	->Chass. H 1015469 ->Chass. H 8000555			
2.0 -16 CS, 96 kW	09.93 - 12.98						32-B53-F =	Chass. H 1015470-> Chass. H 8000556->			
2.0 -16 ND Turbo	09.93 - 12.98							a	87-603-A	with integrated ball bearing	
2.0 -16 Turbo, 118 kW	09.84 - 08.93										
2.0 -16 Turbo, 120 kW	05.88 - 08.93					a	36-187-0 =				
2.0 -16 Turbo, 129 kW	09.84 - 12.91						60-168-0 †	OE 8963399 OE 8971962 OE 9105248 OE 4194254 Replace in pairs only			
2.0 -16 Turbo CS	09.93 - 12.98			ST	a	36-187-0 =					
2.3 -16 CS	09.89 - 12.98			ST	a	36-187-0 =					
2.3 -16 Turbo CS	09.90 - 12.98				e	60-168-0 †	OE 8963399 OE 8971962 OE 9105248 OE 4194254 Replace in pairs only				
2.0 -16 Turbo, 127 kW	06.89 - 12.92			ST	a	32-A67-F =	->Chass. H 1015469 ->Chass. H 8000555				
					a	32-B53-F =	Chass. H 1015470-> Chass. H 8000556->				
						a	32-A67-F =	->Chass. H 1015469 ->Chass. H 8000555			
						a	32-B53-F =	Chass. H 1015470-> Chass. H 8000556->			
						87-603-A	with integrated ball bearing				
						ST	a	36-187-0 =			
							e	60-168-0 †	OE 8963399 OE 8971962 OE 9105248 OE 4194254 Replace in pairs only		
								ST	a	32-B53-F =	
			a						32-B53-F =		
2.3 -16 CSE	09.93 - 12.98			ST	a	32-B53-F =					
						a	32-B53-F =				
										87-603-A	with integrated ball bearing
2.3 -16 CSE Eco Power	09.93 - 12.98			ST	a	36-187-0 =					
					e	60-168-0 †	OE 8963399 OE 8971962 OE 9105248 OE 4194254 Replace in pairs only				
2.3 -16 Aero CS, 162 kW	02.93 - 12.98			ST	a	36-187-0 =					
					e	60-168-0 †	OE 8963399 OE 8971962 OE 9105248 OE 4194254 Replace in pairs only				
2.3 -16 Aero CS, 165 kW	02.93 - 12.98			ST	a	32-B53-F =					
						a	32-B53-F =				
										87-603-A	with integrated ball bearing
2.3 -16 Turbo CSE	09.93 - 12.98			ST	a	32-B53-F =					
						a	32-B53-F =				
										87-603-A	with integrated ball bearing
3.0 -24 V6 CS/CSE	07.94 - 12.98			ST	a	32-A67-F =	->Chass. H 1015469 ->Chass. H 8000555				
					a	32-B53-F =	Chass. H 1015470-> Chass. H 8000556->				
						a	32-A67-F =	->Chass. H 1015469 ->Chass. H 8000555			
						a	32-B53-F =	Chass. H 1015470-> Chass. H 8000556->			
						ST	a	36-187-0 =			
							e	60-168-0 †	OE 8963399 OE 8971962 OE 9105248 OE 4194254 Replace in pairs only		





t = turbo  
a = automatic  
e = eXtreme

Article No.








Saab



















9000

04.85 - 12.98








2.0 -16 2.0 -16 CD, 96 kW 2.0 -16 Turbo CD, 108 kW 2.0 -16 CD, 110 kW 2.0 -16 Turbo, 118 kW 2.0 -16 Turbo CD, 120 kW 2.0 -16 Turbo, 129 kW 2.0 -16 Turbo CD, 136 kW 2.3 -16 CD 3.0 -24 V6 CD/CDE	01.89 - 01.93			ST	a	32-A67-F =	->Chass. H 1015469 ->Chass. H 8000555				
	09.93 - 12.98				a	32-B53-F =	Chass. H 1015470-> Chass. H 8000556->				
	09.92 - 12.98					a	32-A67-F =	->Chass. H 1015469 ->Chass. H 8000555			
	09.93 - 12.98					a	32-B53-F =	Chass. H 1015470-> Chass. H 8000556->			
	05.88 - 08.93						87-603-A	with integrated ball bearing			
	09.88 - 08.93										
	04.85 - 12.91										
	09.93 - 12.98										
08.89 - 12.98											
07.94 - 12.98				ST	a	36-187-0 =					
2.3 -16 CDE 2.3 -16 CDE Eco-Power 2.3 -16 CDE Turbo	09.93 - 12.98			ST	a	32-B53-F =					
	09.93 - 12.98					a	32-B53-F =				
	09.93 - 12.98						87-603-A	with integrated ball bearing			
								ST	a	36-187-0 =	
						e	60-168-0 †	OE 8963399 OE 8971962 OE 9105248 OE 4194254 Replace in pairs only			
2.3 -16 Turbo	09.90 - 08.93			ST	a	32-A67-F =	->Chass. H 1015469 ->Chass. H 8000555				
					a	32-B53-F =	Chass. H 1015470-> Chass. H 8000556->				
						a	32-A67-F =	->Chass. H 1015469 ->Chass. H 8000555			
					a	32-B53-F =	Chass. H 1015470-> Chass. H 8000556->				
							87-603-A	with integrated ball bearing			
								ST	a	36-187-0 =	
						e	60-168-0 †	OE 8963399 OE 8971962 OE 9105248 OE 4194254 Replace in pairs only			

					t = turbo a = automatic e = eXtreme	<b>i</b>
<b>Article No.</b>						
<b>Seat</b>						














**ALHAMBRA (7MS) 04.96 -**






2.0 i, 85 kW 1.9 TDI, 66 kW	04.96 - 04.96 -			ST	a	32-C81-F =		
						87-375-R   87-375-A  87-398-L		
				ST	a	27-B92-F =		Replace in pairs only Conversion requires Roadworthy Test. Use retrofit kit when retrofitting to NIVOMAT!
					e	60-A08-0 		
						62-A08-0 (x1)	Axle Load in Tons [t]: -1,270 Vehicle Equipment: for vehicles without towbar Required when retrofitting to NIVOMAT!	
						62-A08-1 (x1)	Axle Load in Tons [t]: 1,271- Vehicle Equipment: for vehicles with towbar Required when retrofitting to NIVOMAT!	
2.0 i, 110 kW 1.9 TDI, 81 kW 1.9 TDI, 85 kW	08.96 - 06.00 08.96 - 06.00 06.00 -			ST	a	32-C81-F =		
						87-375-R   87-375-A  87-398-L		
				ST	a	27-B92-F =		Replace in pairs only Conversion requires Roadworthy Test. Use retrofit kit when retrofitting to NIVOMAT!
					e	60-A08-0 		
						62-A08-0 (x1)	Axle Load in Tons [t]: -1,270 Vehicle Equipment: for vehicles without towbar Required when retrofitting to NIVOMAT!	
						62-A08-1 (x1)	Axle Load in Tons [t]: 1,271- Vehicle Equipment: for vehicles with towbar Required when retrofitting to NIVOMAT!	

**AROSA (6H) 05.97 -**





























1.0 1.4 1.7 SDI	05.97 - 05.97 - 08.97 -			ST	t	32-B76-F =	
					a	32-B76-0	
							
1.4 16V 1.4 TDI	01.00 - 01.00 -			ST	t	27-C07-F =	
					a	32-B76-0	
						ST	a






**CORDOBA (6K2/C2) 02.93 - 06.99**

1.0 i 1.4 i 16V, Super unleaded (95) 1.4 i 16V, petrol	09.96 - 06.99 09.96 - 06.99 09.96 - 06.99			ST	t	27-A58-F =	->Chass. R080000		
					t	32-B66-F =	Chass. R080001->		
					a	27-A58-0	->Chass. R080000		
					a	32-B66-0	Chass. R080001->		
				ST	t	27-B21-F =			
					a	27-B21-0			
					t	27-A58-F =	->Chass. R080000		
					t	32-B66-F =	Chass. R080001->		
1.4 i 1.6 i, 74 kW 1.9 D, 47 kW	06.94 - 06.99 07.96 - 06.99 01.96 - 08.96			ST	a	27-A58-0	->Chass. R080000		
					a	32-B66-0	Chass. R080001->		
							87-288-A	->Chass. 6K-TR080-000 with integrated ball bearing	
							87-375-R   87-375-A  87-398-L	Chass. 6K-TR080-001->	
								89-001-0	
								ST	t
					a	27-B21-0			













					t = turbo a = automatic e = eXtreme	<b>i</b>
<b>Article No.</b>						
<b>Seat</b>						









**CORDOBA (6K2/C2) 02.93 - 06.99**





1.6 i, 55 kW 1.9 D, 50 kW 1.9 TD	02.93 - 06.99 02.93 - 08.96 02.93 - 08.96			ST	t	27-A58-F =	05.1994 - Chass. R080000					
					t	32-B66-F =	Chass. R080001->					
					a	27-A58-0	->Chass. R080000 05.1994->					
					a	32-B66-0	Chass. R080001->					
							87-288-A	->Chass. 6K-TR080-000 with integrated ball bearing				
							87-375-R  87-375-A  87-398-L	Chass. 6K-TR080-001->				
							89-001-0					
							ST	t	27-B21-F =	05.1994->		
					a			a	27-B21-0	05.1994->		
					1.8 i, petrol	02.93 - 06.99			ST	t	27-A58-F =	05.1994 - Chass. R080000
t	32-B66-F =	Chass. R080001->										
a	27-A58-0	05.1994 - Chass. R080000										
a	32-B66-0	Chass. R080001->										
		87-288-A	->Chass. 6K-ZR082-400 with integrated ball bearing									
		87-375-R  87-375-A  87-398-L	Chass. 6K-ZR082-401->									
		89-001-0										
		ST	t	27-B21-F =						05.1994->		
a			a	27-B21-0						05.1994->		
1.8 i, Super unleaded (95)	02.93 - 06.99			ST						t	27-A58-F =	05.1994 - Chass. R080000
					t	32-B66-F =	Chass. R080001->					
					a	27-A58-0	05.1994 - Chass. R080000					
					a	32-B66-0	Chass. R080001->					
							89-001-0					
							ST	t	27-B21-F =	05.1994->		
					a			a	27-B21-0	05.1994->		
					1.8 i 16V	10.93 - 08.96			ST	t	27-A58-F =	->Chass. R559964 Equipment Variation: GTI
										t	27-A58-F =	05.1994 - Chass. R080000 not for equipment variation: GTI
										t	32-B66-F =	Chass. R080001-> not for equipment variation: GTI
t	32-A69-F =	Chass. R559965-> Equipment Variation: GTI										
a	27-A58-0	05.1994 - Chass. R080000 not for equipment variation: GTI										
a	32-B66-0	Chass. R080001-> not for equipment variation: GTI										
		89-001-0										
		ST	t	27-B21-F =						05.1994-> not for equipment variation: GTI		
a			a	27-B21-0						05.1994-> not for equipment variation: GTI		
a			a	27-B22-F =						Equipment Variation: GTI		









					t = turbo a = automatic e = eXtreme	<b>i</b>
<b>Article No.</b>						






## Seat

<b>CORDOBA (6K2/C2) 02.93 - 06.99</b>									
2.0 i	02.93 - 06.99			ST	t	27-A58-F =	->Chass. R559964 Equipment Variation: GTI		
						32-A69-F =	Chass. R559965-> Equipment Variation: GTI		
						87-288-A	->Chass. 6K-ZR599-964 with integrated ball bearing		
						87-375-R ⚡ ⚙ 87-375-A ⚙ 87-398-L	Chass. G-ZR599-965->		
						89-001-0			
				ST	t	27-B21-F =	Equipment Variation: GTI		
1.9 SDI	08.96 - 06.99			ST	t	32-B66-F =			
						32-B66-0			
						87-288-A	->Chass. 6K-TR080-000 with integrated ball bearing		
						87-375-R ⚡ ⚙ 87-375-A ⚙ 87-398-L	Chass. 6K-TR080-001->		
						89-001-0			
				ST	t	27-B21-F =			
1.9 TDI, 66 kW 1.9 TDI, 81 kW	08.96 - 06.99 03.97 - 06.99			ST	t	32-B66-F =			
						32-B66-0			
						89-001-0			
				ST	t	27-B21-F =			








































<b>CORDOBA Estate (6K5) 08.96 - 06.99</b>							
1.4 i 1.6 i, 55 kW 1.6 i, 74 kW	09.96 - 06.99			ST	t	32-B66-F =	
						32-B66-0	
						89-001-0	
1.7 SDI 1.9 SDI	07.97 - 06.99 09.96 - 06.99			ST	a	27-C04-F =	
1.9 TDI, 66 kW 1.9 TDI, 81 kW	08.96 - 06.99 07.97 - 06.99			ST	t	32-A69-F =	
						89-001-0	
				ST	a	27-C04-F =	

<b>FURA (025A) 01.82 - 12.86</b>							
0.9, 29 kW	03.84 - 12.86			ST	a	27-194-4	->06.1986
						27-195-3	->06.1986
0.9, 31 kW 0.9, 33 kW	01.82 - 06.86 01.82 - 06.86			ST	a	27-194-4	
						27-195-3	

<b>IBIZA I (021A) 06.84 - 12.93</b>							
0.9	07.84 - 07.86			ST	a	27-870-0	
0.9, 29 kW 1.7, 72 kW	08.90 - 05.93 01.91 - 05.93			ST	t	27-065-F =	
						27-065-0	
						27-A61-F =	
						27-A61-0	
						87-374-R ⚡ ⚙ 87-374-A ⚙ 87-083-L	
				ST	t	27-065-F =	
89-002-0							
				ST	a	27-065-F =	
27-065-0							

					t = turbo a = automatic e = eXtreme	<b>i</b>
<b>Article No.</b>						
<b>Seat</b>						

**IBIZA I (021A)**
**06.84 - 12.93**

0.9, 32 kW 1.5 i, 65 kW 1.5 i CAT 1.5 i, 74 kW	06.89 - 05.93 10.86 - 05.93 10.86 - 05.93 10.86 - 05.93			ST	t	27-625-F =	->08.1989				
					t	27-A61-F =	09.1989->				
					a	27-625-0	->08.1989				
					a	27-A61-0	09.1989->				
							87-374-R  87-374-A  87-083-L				
							89-002-0				
1.2, 44 kW	11.84 - 12.93			ST	t	27-625-F =	08.1986 - 08.1989				
					t	27-A61-F =	09.1989 - 04.1993				
					a	27-870-0	->07.1986				
					a	27-625-0	08.1986 - 08.1989				
					a	27-A61-0	09.1989 - 04.1993				
							87-173-A	->07.1986			
						87-374-R  87-374-A  87-083-L	08.1986 - 01.1993				
						89-002-0	08.1986->				
						ST	t	27-065-F =			
							a	27-065-0			
				1.2, 47 kW	11.84 - 12.93			ST	t	27-625-F =	08.1986 - 08.1989
									t	27-A61-F =	09.1989 - 04.1993
a	27-870-0	->07.1986									
a	27-625-0	08.1986 - 08.1989									
a	27-A61-0	09.1989 - 04.1993									
		89-002-0	08.1986->								
		ST	t					27-065-F =			
			a					27-065-0			
1.2 i	01.89 - 05.93							ST	t	27-625-F =	->08.1989
									t	27-A61-F =	09.1989->
				a	27-625-0	->08.1989					
				a	27-A61-0	09.1989->					
						89-002-0					
						ST	t		27-065-F =		
							a	27-065-0			
				1.5 1.7 D, 40 kW	11.84 - 05.93 06.84 - 05.93			ST	t	27-625-F =	08.1986 - 08.1989
									t	27-A61-F =	09.1989->
									a	27-870-0	->07.1986
a	27-625-0	08.1986 - 08.1989									
a	27-A61-0	09.1989->									
		87-173-A	->07.1986								
		87-374-R  87-374-A  87-083-L	08.1986->								
		89-002-0	08.1986->								
		ST	t					27-065-F =			
			a					27-065-0			
1.7, 76 kW	01.91 - 05.93			ST	t	27-A61-F =					
					a	27-A61-0					
							89-002-0				
						ST	t	27-065-F =			
							a	27-065-0			

					t = turbo a = automatic e = eXtreme  <b>Article No.</b>	
Seat						






Model	Year Range								
<b>IBIZA I (021A) 06.84 - 12.93</b>									
1.7 D, 42 kW	08.90 - 05.93			ST	t	27-A61-F =			
					a	27-A61-0			
							87-374-R	08.1986->	
								87-374-A	
						87-083-L			
						89-002-0			
				ST	t	27-065-F =			
					a	27-065-0			
<b>IBIZA II (6K1) 03.93 - 08.99</b>									
1.0 i	09.96 - 08.99			ST	t	27-A58-F =	->Chass. R080000		
1.4 i, Super unleaded (95)	09.93 - 08.99				t	32-B66-F =	Chass. R080001->		
1.4 i 16V	09.96 - 08.99					a	27-A58-0	->Chass. R080000	
1.8 i, Super unleaded (95)	03.93 - 08.99					a	32-B66-0	Chass. R080001->	
1.9 TDI, 66 kW	08.96 - 08.99						89-001-0		
1.9 TDI, 81 kW	02.97 - 08.99								
1.0 1.4 i, petrol 1.6 i, 74 kW 1.6 i, 55 kW 1.9 D, 47 kW 1.9 D, 50 kW 1.9 TD	03.93 - 09.96			ST	t	27-A58-F =	->Chass. R080000		
					a	27-B21-0			
							t	27-A58-F =	->Chass. R080001->
							t	32-B66-F =	Chass. R080001->
							a	27-A58-0	->Chass. R080000
							a	32-B66-0	Chass. R080001->
								87-288-A	->Chass. 6K-TR080-000 with integrated ball bearing
								87-375-R	Chass. 6K-TR080-001->
								87-375-A	
								87-398-L	
						89-001-0			
				ST	t	27-B21-F =			
					a	27-B21-0			
1.3 i, petrol	03.93 - 08.99			ST	t	27-A58-F =	->07.1994		
					a	27-A58-0	->07.1994		
								87-288-A	->Chass. 6K-TR080-000 with integrated ball bearing
								87-375-R	Chass. 6K-TR080-001->
								87-375-A	
								87-398-L	
								89-001-0	
				ST	t	27-B21-F =	->07.1994		
					a	27-B21-0	->07.1994		
1.3 i, Regular (91) unleaded	03.93 - 08.99			ST	t	27-A58-F =	->07.1994		
					a	27-A58-0	->07.1994		
								89-001-0	
				ST	t	27-B21-F =	->07.1994		
					a	27-B21-0	->07.1994		
1.8 i, petrol	03.93 - 08.99			ST	t	27-A58-F =	->Chass. R080000		
					t	32-B66-F =	Chass. R080001->		
							a	27-A58-0	->Chass. R080000
							a	32-B66-0	Chass. R080001->
								87-288-A	->Chass. 6K-ZR082-400 with integrated ball bearing
								87-375-R	Chass. 6K-ZR082-401->
								87-375-A	
								87-398-L	
						89-001-0			
				ST	t	27-B21-F =			
					a	27-B21-0			

					t = turbo a = automatic e = eXtreme	  <b>Article No.</b>
<b>Seat</b>						







<b>IBIZA II (6K1)</b>		<b>03.93 - 08.99</b>					
1.8 i 16V	11.93 - 08.96			ST	t	27-A58-F =	->Chass. R082400 Equipment Variation: GTI
					t	32-A69-F =	Chass. R082401-> Equipment Variation: GTI
						89-001-0	
				ST	a	27-B22-F =	Equipment Variation: GTI
2.0 i	03.93 - 08.99			ST	t	27-A58-F =	->Chass. R080000 not for equipment variation: GTI
					t	27-A58-F =	->Chass. R082400 Equipment Variation: GTI
					t	32-B66-F =	Chass. R080001-> not for equipment variation: GTI
					t	32-A69-F =	Chass. R082401-> Equipment Variation: GTI
					a	27-A58-0	->Chass. R080000 not for equipment variation: GTI
					a	32-B66-0	Chass. R080001-> not for equipment variation: GTI
						87-288-A	->Chass. 6K-ZR599-964 with integrated ball bearing
						87-375-R 87-375-A 87-398-L	Chass. G-ZR599-965->
	89-001-0						
				ST	t	27-B21-F =	not for equipment variation: GTI
					a	27-B21-0	not for equipment variation: GTI
					a	27-B22-F =	Equipment Variation: GTI
1.9 SDI	08.96 - 08.99			ST	t	32-B66-F =	
					a	32-B66-0	
						89-001-0	
				ST	t	27-B21-F =	
					a	27-B21-0	

<b>IBIZA III (6K1)</b>		<b>08.99 - 02.02</b>					
1.0 1.4	08.99 - 02.02			ST	t	32-B66-F =	
					a	32-B66-0	
1.4 16V, 55 kW	05.00 - 02.02						
1.4 16V, 74 kW	08.99 - 02.02						
1.6, 55 kW 1.6, 74 kW	08.99 - 02.02			ST	t	32-B66-F =	
					a	32-B66-0	
1.9 SDI	08.99 - 02.02			SP	t	32-B66-F =	
1.9 TDI	08.99 - 02.02				a	32-B66-0	
1.8 20V T	07.00 - 02.02			ST	t	32-G21-A =	
					a	32-G20-0	
					SP	t	32-G21-A =
					a	32-G20-0	


























<b>INCA (6K9)</b>		<b>11.95 -</b>					
1.4 i 1.6 i	11.95 - 11.95 - 05.98			ST	t	32-B76-F =	
					a	32-B76-0	
				ST	t	27-C05-F =	
					a	27-C05-0	
1.7 D 1.9 D	09.96 - 11.95 -			ST	t	32-B66-F =	
					a	32-B66-0	
1.9 SDI	11.95 -					89-001-0	
1.9 TDI	09.96 -			ST	t	27-C05-F =	
					a	27-C05-0	

					t = turbo a = automatic e = eXtreme  <b>Article No.</b>	<b>i</b>
<b>Seat</b>						






**LEON (1M1) 11.99 -**

1.4 16V 1.4 1.6 1.8 20V 1.8 20V T 1.9 SDI 1.9 TDI, 66 kW 1.9 TDI, 81 kW	11.99 - 11.99 - 11.99 - 11.99 - 11.99 - 11.99 - 11.99 -			ST	t	32-E14-F =		
					a	32-E14-0		
					SP	t	32-E14-F =	
						a	32-E14-0	
		△	t	32-E14-F =				
			a	32-E14-0				
				ST	t	27-C06-P =*		
					a	27-C06-F =		
e	60-A49-0 				Replace in pairs only Conversion requires Roadworthy Test. Use retrofit kit when retrofitting to NIVOMAT!			
SP	a				27-C08-F =			
						62-A49-0 (x1)	Required when retrofitting to NIVOMAT!	


















**MALAGA (023A) 11.84 - 12.93**

1.2, 44 kW 1.4 1.7 D, 40 kW	05.85 - 12.93 05.85 - 12.93 05.85 - 12.93			ST	t	27-625-F =	08.1986 - 08.1989							
					t	27-A61-F =	09.1989->							
					a	27-870-0	->07.1986							
					a	27-625-0	08.1986 - 08.1989							
					a	27-A61-0	09.1989->							
								87-173-A	->07.1986					
								87-374-R	08.1986 - 08.1989					
								 87-374-A  87-083-L						
								89-002-0	08.1986->					
								ST	t	27-065-F =				
							a	27-065-0						
1.2, 47 kW	11.84 - 12.93			ST	t	27-625-F =	08.1986 - 08.1989							
					t	27-A61-F =	09.1989->							
					a	27-870-0	->07.1986							
					a	27-625-0	08.1986 - 08.1989							
					a	27-A61-0	09.1989->							
								89-002-0	08.1986->					
								ST	t	27-065-F =				
									a	27-065-0				
		1.2 i 1.7 D, 42 kW	12.89 - 12.93 05.90 - 12.93			ST	t	27-A61-F =						
							a	27-A61-0						
								89-002-0						
								ST	t	27-065-F =				
									a	27-065-0				
1.4 i CAT 1.4 i	10.86 - 12.93 01.87 - 12.93					ST	t	27-625-F =	->08.1989					
							t	27-A61-F =	09.1989->					
							a	27-625-0	->08.1989					
							a	27-A61-0	09.1989->					
													87-374-R	->08.1989
								 87-374-A  87-083-L						
								89-002-0						
								ST	t	27-065-F =				
									a	27-065-0				






















					t = turbo a = automatic e = eXtreme	<b>i</b>	<b>Article No.</b>	<b>Seat</b>
---	---	---	---	---	---	----------	--------------------	-------------

































**MARBELLA (28) 08.86 - 10.98**









0.8	08.86 - 12.93			ST	t	27-A57-F =	04.1989->
					t	27-961-F =	12.1986 - 03.1989
					a	27-A57-0	04.1989->
					a	27-961-2	12.1986 - 03.1989
						87-173-A	12.1986 - 03.1989
						87-374-R   87-374-A  87-083-L	04.1989->
	ST	27-961-6	12.1986 - 03.1989				
0.9	01.87 - 12.93			ST	t	27-961-F =	->03.1989
					t	27-A57-F =	04.1989->
					a	27-961-2	->03.1989
					a	27-A57-0	04.1989->
						87-173-A	->03.1989
						87-374-R   87-374-A  87-083-L	04.1989->
	ST	27-961-6	->03.1989				
0.9 CAT, 29 kW	01.90 - 11.96			ST	t	27-A57-F =	
					a	27-A57-0	
						87-374-R   87-374-A  87-083-L	->12.1993
	ST	a	27-253-1				
0.9 CAT, 30 kW	11.96 - 10.98			ST	t	27-A57-F =	
					a	27-A57-0	
						27-253-1	






**MARBELLA Box (028A) 11.86 - 12.93**

0.8	01.87 - 12.93					87-173-A	->03.1989
						87-374-R   87-374-A  87-083-L	04.1989->
0.9	01.87 - 12.93			ST	t	27-961-F =	->03.1989
					t	27-A57-F =	04.1989->
					a	27-961-2	->03.1989
					a	27-A57-0	04.1989->
						87-173-A	->03.1989
						87-374-R   87-374-A  87-083-L	04.1989->
	ST	27-961-6	->03.1989				
0.9 CAT	01.87 - 12.93			ST	t	27-961-F =	->03.1989
					t	27-A57-F =	04.1989->
					a	27-961-2	->03.1989
		a	27-A57-0	04.1989->			
		ST	27-961-6	->03.1989			
				ST	a	27-253-1	









					t = turbo a = automatic e = eXtreme	<b>i</b>
<b>Article No.</b>						
<b>Seat</b>						

1.2 1.4 4x4	- 09.82			ST	a	27-935-0	
	05.78 - 09.82						89-005-0
1.4 Crono	- 12.83			ST	a	27-478-0	
						a	27-478-F =
1.5	09.82 - 07.86			ST	a	27-935-0	
							89-005-0
1.5 1.6 4x4	08.86 - 08.89 08.86 - 08.89			ST	t	27-065-F =	
						a	27-065-0
				ST	t	27-625-F =	
						a	27-625-0
				ST	t	27-065-F =	
						a	27-065-0
				ST	t	27-625-F =	08.1986->
						a	27-870-0
				ST	a	27-625-0	08.1986->
							87-173-A
				ST	t	27-065-F =	
						a	27-065-0
				ST	t	27-625-F =	08.1986->
						a	27-935-0
				ST	a	27-625-0	08.1986->
						a	27-870-0
				ST	t	27-065-F =	09.1982->
						a	27-478-F =
				ST	a	27-065-0	09.1982->
							87-173-A
				ST	t	27-625-F =	08.1986->
						a	27-625-0
				ST	a	27-870-0	09.1982 - 07.1986
							87-173-A
				ST	t	27-065-F =	09.1982->
						a	27-065-0

















0.9	02.87 - 12.96			ST	t	27-961-F =	
						a	27-961-2
				ST		87-374-R	
							87-374-A
				ST		87-083-L	
							27-961-6
				ST	a	27-D20-0	

					t = turbo a = automatic e = eXtreme	<b>i</b>
<b>Article No.</b>						
<b>Seat</b>						



















**TERRA (24) 01.87 - 12.96**






0.9 CAT 1.3 D 1.4 D	02.92 - 12.94			ST	t	27-A57-F =	
	03.90 - 12.94			a	27-A57-0		
	10.90 - 12.95						87-374-R   87-374-A  87-083-L
				ST	a	27-D20-0	

**TERRA Box (024A) 01.87 - 02.96**





























0.9	01.87 - 12.95			ST	t	27-961-F =	
				a	27-961-2		
							87-374-R   87-374-A  87-083-L
				ST		27-961-6	
				ST	a	27-D20-0	
0.9 CAT 1.3 D 1.4 D	01.90 - 12.95			ST	t	27-A57-F =	
	03.90 - 02.92			a	27-A57-0		
	10.90 - 02.92						87-374-R   87-374-A  87-083-L
				ST	a	27-D20-0	

**TOLEDO I (1L) 01.91 - 03.99**

1.6 i, 52 kW	05.91 - 12.93			ST	t	27-A58-F =	->Chass. 1L-ZR 054453		
					a	27-A58-0	->Chass. 1L-ZR 054453		
							87-288-A	->Chass. 1L-ZD068174 with integrated ball bearing	
							87-375-R   87-375-A  87-398-L	Chass. 1L-ZD068175->	
						ST	t	27-415-F =	
							a	27-415-P =*	
					a	27-215-0			
					a	27-215-1 HD●			
						89-001-0			
1.6 i, 54 kW 1.6 i, 55 kW 1.8 i, 65 kW 1.8 i, 66 kW 1.9 D, 50 kW 1.9 TD	05.91 - 03.99 01.93 - 03.99 05.91 - 12.96 11.93 - 12.96 05.91 - 03.99 05.91 - 03.99			ST	t	27-A58-F =	->Chass. 1L-ZR 054453		
					t	32-B66-F =	Chass. 1L-TR 000001->		
					a	27-A58-0	->Chass. 1L-ZR 054453		
					a	32-B66-0	Chass. 1L-TR 000001->		
								87-288-A	->Chass. 1L-ZD068174 with integrated ball bearing
								87-375-R   87-375-A  87-398-L	Chass. 1L-ZD068175->
								89-001-0	
						ST	t	27-415-F =	
							t	27-415-P =*	
							a	27-215-0	
					a	27-215-1 HD●			
						89-007-0			

					t = turbo a = automatic e = eXtreme	<b>i</b>
<b>Article No.</b>						






# Seat

TOLEDO I (1L)	01.91 - 03.99									
1.6 i, 74 kW	11.96 - 03.99			ST	t	32-B76-F =	Chass. 1L-TR 000001->			
					a	32-B76-0	Chass. 1L-TR 000001->			
							87-288-A	->Chass. 1L-ZD068174 with integrated ball bearing		
								87-375-R	Chass. 1L-ZD068175->	
							 	87-375-A 87-398-L		
				ST	t	27-415-F =				
					t	27-415-P =*				
					a	27-215-0				
					a	27-215-1 HD●				
								89-007-0		
1.8 16V, 92 kW 1.8 16V, 98 kW	05.91 - 03.99 05.91 - 03.99			ST	t	27-A58-F =	->Chass. 1L-ZR 054453			
					a	27-A58-0	->Chass. 1L-ZR 054453 not for equipment variation: GT			
							87-288-A	->Chass. 1L-ZD068174 with integrated ball bearing		
								87-375-R	Chass. 1L-ZD068175->	
							 	87-375-A 87-398-L		
				ST	t	27-415-F =	->Chass. 1L-ZR 054453			
					t	27-415-P =*	->Chass. 1L-ZR 054453			
					a	27-215-1	->Chass. 1L-ZR 054453 not for equipment variation: GT			
								89-007-0		
					2.0 i	05.91 - 12.96			ST	t
t	32-B66-F =	Chass. 1L-TR 000001-> Equipment Variation: GT								
t	32-B76-F =	Chass. 1L-TR 000001-> not for equipment variation: GT								
a	27-A58-0	->Chass. 1L-ZR 054453								
a	32-B66-0	Chass. 1L-TR 000001-> Equipment Variation: GT								
a	32-B76-0	Chass. 1L-TR 000001-> not for equipment variation: GT								
		87-288-A	->Chass. 1L-ZD068174 with integrated ball bearing							
			87-375-R	Chass. 1L-ZD068175->						
		 	87-375-A 87-398-L							
			89-001-0	->Chass. 1L-ZR 054453 GT Chass. 1L-TR 000001 ex. GT->						
		ST	t	27-415-F =						
			t	27-415-P =*						
			a	27-215-0						->Chass. 1L-ZR 054453 not for equipment variation: GT
			a	27-215-1 HD●			->Chass. 1L-ZR054453 not for equipment variation: GT			
			a	27-215-1			->Chass. 1L-ZR054453 Equipment Variation: GT			
			a	27-215-0			Chass. 1L-TR 000001->			
			89-007-0	Chass. 1L-TR000001->						
































				t = turbo a = automatic e = eXtreme	
<b>Article No.</b>					<b>Seat</b>

<b>TOLEDO I (1L)</b>		<b>01.91 - 03.99</b>					
2.0 i 16V	11.93 - 03.99			ST	t	27-A58-F =	->Chass. 1L-ZR 054453 Equipment Variation: GT
					t	32-A69-F =	03.1994-> not for equipment variation: GT
						89-001-0	
				ST	t	27-415-F =	->Chass. 1L-ZR 054453 Equipment Variation: GT
					t	27-415-P =*	->Chass. 1L-ZR 054453 Equipment Variation: GT
					t	27-415-F =	03.1994-> not for equipment variation: GT
					t	27-415-P =*	03.1994-> not for equipment variation: GT
				89-007-0			
1.9 D, 47 kW	12.95 - 03.99			ST	t	32-B66-F =	Chass. 1L-TR 000001->
					a	32-B66-0	Chass. 1L-TR 000001->
						87-288-A	->Chass. 1L-ZD068174 with integrated ball bearing
						87-375-R 87-375-A 87-398-L	Chass. 1L-ZD068175->
						89-001-0	
				ST	t	27-415-F =	
					t	27-415-P =*	
					a	27-215-0	
a	27-215-1 HD●						
				89-007-0			
1.9 SDI	12.95 - 03.99			ST	t	32-B66-F =	Chass. 1L-TR 000001->
					a	32-B66-0	Chass. 1L-TR 000001->
						89-001-0	
				ST	t	27-415-F =	
					t	27-415-P =*	
					a	27-215-0	
					a	27-215-1 HD●	
				89-007-0			
1.9 TDI, 66 kW 1.9 TDI, 81 kW	08.95 - 03.99 11.96 - 03.99			ST	t	32-A69-F =	
						89-001-0	
				ST	t	27-415-F =	
					t	27-415-P =*	
						89-007-0	

<b>TOLEDO II (1M2)</b>		<b>04.99 -</b>					
1.9 SDI	01.99 -			ST	t	32-E14-F =	
					a	32-E14-0	
						32-E78-F =	
						32-E78-0	
						32-E14-F =	
						32-E14-0	
				89-042-0			
				ST	t	27-C06-P =*	
					a	27-C06-F =	
					e	60-A49-0	Replace in pairs only Conversion requires Roadworthy Test. Use retrofit kit when retrofitting to NIVOMAT!
	62-A49-0 (x1)				Required when retrofitting to NIVOMAT!		

					t = turbo a = automatic e = eXtreme	<b>i</b>
<b>Article No.</b>						
<b>Seat</b>						

**TOLEDO II (1M2) 04.99 -**

1.4 16V	07.99 -			ST	t	32-E14-F =			
					a	32-E14-0			
					SP	t	32-E14-F =		
						a	32-E14-0		
					△	t	32-E14-F =		
						a	32-E14-0		
						89-042-0			
						ST	t	27-C06-P =*	
							a	27-C06-F =	
							e	60-A49-0 	Replace in pairs only Conversion requires Roadworthy Test. Use retrofit kit when retrofitting to NIVOMAT!
SP	a	27-C08-F =							
		62-A49-0 (x1)	Required when retrofitting to NIVOMAT!						
1.6	04.99 - 09.00					ST	t	32-E14-F =	
				a	32-E14-0				
				SP	t		32-E14-F =		
					a		32-E14-0		
				△	t		32-E14-F =		
					a		32-E14-0		
						87-393-R  87-393-A  87-398-L			
						89-042-0			
						ST	t	27-C06-P =*	
							a	27-C06-F =	
e	60-A49-0 	Replace in pairs only Conversion requires Roadworthy Test. Use retrofit kit when retrofitting to NIVOMAT!							
SP	a	27-C08-F =							
		87-404-A							
		62-A49-0 (x1)	Required when retrofitting to NIVOMAT!						
1.8 20V 2.3 V5 1.9 TDI, 66 kW 1.9 TDI, 81 kW	04.99 - 04.99 - 05.01 04.99 - 04.99 -			ST	t	32-E14-F =			
					a	32-E14-0			
					SP	t	32-E78-F =		
						a	32-E78-0		
					△	t	32-E14-F =		
						a	32-E14-0		
						87-393-R  87-393-A  87-398-L			
						89-042-0			
						ST	t	27-C06-P =*	
							a	27-C06-F =	
e	60-A49-0 	Replace in pairs only Conversion requires Roadworthy Test. Use retrofit kit when retrofitting to NIVOMAT!							
SP	a	27-C08-F =							
		87-404-A							
		62-A49-0 (x1)	Required when retrofitting to NIVOMAT!						
<b>131 05.75 - 12.86</b>									
2.4 Diesel	06.78 - 12.86			ST	a	27-593-9	->12.1978		

					t = turbo a = automatic e = eXtreme		<b>Article No.</b>	<b>Skoda</b>
--	--	--	--	--	---	--	--------------------	--------------

<b>130</b>								
130	01.70 - 12.83			ST	a	30-008-0		
				ST	a	30-009-0		
Coupe	01.83 - 12.90			ST	a	30-008-0		

<b>135</b>								
135	01.88 -			ST	a	30-008-0		
				ST	a	30-009-0		






<b>FAVORIT (781)</b>	<b>05.89 - 09.94</b>							
1.3 135 X,LX,GLX (781)	01.90 - 09.94			ST	t	27-A48-F =		
1.3 135 (781), 42 kW	12.91 - 09.94				a	27-A48-0		
1.3 135L (781)	05.89 - 09.94					89-035-0		
1.3 135 (781), 43 kW	12.91 - 09.94			ST	t	27-899-F =		
1.3 135 (781), 44 kW	10.90 - 09.94				a	27-899-0		
1.3 136 (781)	10.90 - 09.94							
1.3 (781)	01.94 - 09.94							

<b>FAVORIT 785 Estate (785)</b>	<b>08.91 - 06.95</b>							
1.3 (135 E)	12.92 - 06.95			ST	t	27-A48-F =		
1.3 (135)	12.91 - 06.95				a	27-A48-0		
1.3 (136)	08.91 - 06.95			ST	t	27-899-F =		
1.3	01.94 - 06.95				a	27-899-0		





<b>FELICIA I (791)</b>	<b>10.94 - 03.98</b>							
1.3, 40 kW	10.94 - 03.98			ST	t	27-B48-F =	for vehicles without ABS	
1.3, 43 kW	10.94 - 03.98				t	27-C19-F =	for vehicles with ABS	
1.3, 50 kW	10.94 - 03.98				a	27-B48-0	for vehicles without ABS	
1.6 LX	08.95 - 03.98				a	27-C19-0	for vehicles with ABS	
1.9 D	10.95 - 03.98					89-040-0		
				ST	t	27-899-F =		
					a	27-899-0		
					△	27-899-F =		
					a	27-899-0		



<b>FELICIA I Estate (795)</b>	<b>07.95 - 03.98</b>							
1.3 LX	08.95 - 03.98			ST	t	27-B48-F =	for vehicles without ABS	
1.3	08.95 - 03.98				t	27-C19-F =	for vehicles with ABS	
1.3 LXI	08.95 - 03.98				a	27-B48-0	for vehicles without ABS	
1.6 GLX	08.95 - 03.98				a	27-C19-0	for vehicles with ABS	
1.9 D	10.95 - 03.98					89-040-0		
				ST	t	27-899-F =		
					a	27-899-0		
					△	27-899-F =		
					a	27-899-0		












<b>FELICIA II</b>	<b>03.98 - 06.01</b>							
1.3, 40 kW	03.98 - 06.01			ST	t	27-C19-F =	for vehicles with ABS	
1.3, 43 kW	03.98 - 06.01				a	27-C19-0	for vehicles with ABS	
1.3, 50 kW	03.98 - 06.01					89-040-0		
1.6	03.98 - 06.01			ST	t	27-899-F =		
1.9 D	03.98 - 06.01				a	27-899-0		
					△	27-899-F =		
					a	27-899-0		

					t = turbo a = automatic e = eXtreme	<b>i</b>
<b>Article No.</b>						

## Skoda

<b>FELICIA II Estate</b>		<b>03.98 - 06.01</b>							
1.3 1.6 1.9 D	03.98 - 06.01 03.98 - 06.01 03.98 - 06.01			ST	t	27-C19-F =	for vehicles with ABS		
					a	27-C19-0	for vehicles with ABS		
						89-040-0			
						ST	t	27-899-F =	
							a	27-899-0	
							△	27-899-F =	
				a		27-899-0			

<b>OKTAVIA</b>		<b>04.59 - 10.71</b>					
1.1 1.2 Super	02.62 - 10.71 02.61 - 10.71			ST	a	30-008-0	01.1967 - 12.1970

<b>OCTAVIA (1U2)</b>		<b>09.96 -</b>							
1.4, 44 kW 1.4, 55 kW	04.99 - 09.00 -			ST	t	32-E14-F =			
					a	32-E14-0			
						32-E14-F =			
					a	32-E14-0			
					△	32-E14-F =	Chass. 1U-X-174 001->		
					a	32-E14-0	Chass. 1U-X-174 001->		
						ST	t	27-C06-P =*	
							a	27-C06-F =	
								27-C08-F =	
							SP		
1.4 4x4 1.6 4x4 1.8 20V 4x4 1.8 T 4x4 1.8T 4x4 2.0 4x4 1.9SDI 4x4 1.9TDI 4x4	03.97 - 03.97 - 03.97 - 04.99 05.01 - 03.97 - 03.97 - 03.97 - 03.97 -			ST	t	32-E14-F =			
					a	32-E14-0			
						32-E14-F =			
					a	32-E14-0			
					△	32-E14-F =	Chass. 1U-X-174 001->		
					a	32-E14-0	Chass. 1U-X-174 001->		
						ST	t	87-393-R 87-393-A 87-398-L	
								89-042-0	
1.6, 55 kW 1.6, 74 kW 1.9 SDI, 50 kW	09.96 - 09.00 02.97 - 06.97 -			ST	t	27-C06-P =*			
					a	27-C06-F =			
					e	60-A49-0 	Replace in pairs only Conversion requires Roadworthy Test. Use retrofit kit when retrofitting to NIVOMAT!		
						27-C08-F =			
						87-404-A			
						62-A49-0 (x1)	Required when retrofitting to NIVOMAT!		





t = turbo  
a = automatic  
e = eXtreme

Article No.








Skoda








OCTAVIA (1U2)

09.96 -



























1.8	09.96 -			ST	t	32-E14-F =	->04.1999		
					a	32-E14-0	->04.1999		
				SP	t	32-E14-F =	->04.1999		
					a	32-E14-0	->04.1999		
				△	t	32-E14-F =	Chass. 1U-X-174 001 - 04.1999		
					a	32-E14-0	Chass. 1U-X-174 001 - 04.1999		
						87-393-R ↔  87-393-A * 87-398-L			
						89-042-0			
						ST	t	27-C06-P =*	->04.1999
							a	27-C06-F =	->04.1999
e	60-A49-0	->04.1999 Replace in pairs only Conversion requires Roadworthy Test. Use retrofit kit when retrofitting to NIVOMAT!							
SP	a	27-C08-F =	->04.1999						
		87-404-A							
	62-A49-0 (x1)	->04.1999 Required when retrofitting to NIVOMAT!							
1.8 T 2.0 1.9 TDI, 81 kW	08.97 - 04.99 - 08.97 -			ST	t	32-E14-F =			
					a	32-E14-0			
				SP	t	32-E14-F =			
					a	32-E14-0			
				△	t	32-E14-F =	Chass. 1U-X-174 001->		
					a	32-E14-0	Chass. 1U-X-174 001->		
						89-042-0			
							ST	t	27-C06-P =*
				a				27-C06-F =	
				e				60-A49-0	Replace in pairs only Conversion requires Roadworthy Test. Use retrofit kit when retrofitting to NIVOMAT!
SP	a	27-C08-F =							
		62-A49-0 (x1)	Required when retrofitting to NIVOMAT!						
1.9 SDI, 47 kW	09.96 -			ST	t	32-E14-F =	03.1997->		
					a	32-E14-0	03.1997->		
				SP	t	32-E14-F =	03.1997->		
					a	32-E14-0	03.1997->		
				△	t	32-E14-F =	Chass. 1U-X-174 001->		
					a	32-E14-0	Chass. 1U-X-174 001->		
						87-393-R ↔  87-393-A * 87-398-L			
						89-042-0			
						ST	t	27-C06-P =*	03.1997->
							a	27-C06-F =	03.1997->
e	60-A49-0	03.1997-> Replace in pairs only Conversion requires Roadworthy Test. Use retrofit kit when retrofitting to NIVOMAT!							
SP	a	27-C08-F =	03.1997->						
		87-404-A							
	62-A49-0 (x1)	03.1997-> Required when retrofitting to NIVOMAT!							




					t = turbo a = automatic e = eXtreme	<b>i</b>
<b>Article No.</b>						
<b>Skoda</b>						

**OCTAVIA (1U2) 09.96 -**

1.9 TDI, 66 kW	09.96 -			ST	t	32-E14-F =	03.1997->
					a	32-E14-0	03.1997->
				SP	t	32-E14-F =	03.1997->
					a	32-E14-0	03.1997->
				△	t	32-E14-F =	Chass. 1U-X-174 001->
					a	32-E14-0	Chass. 1U-X-174 001->
					89-042-0		
				ST	t	27-C06-P =*	03.1997->
					a	27-C06-F =	03.1997->
					e	60-A49-0 	03.1997-> Replace in pairs only Conversion requires Roadworthy Test. Use retrofit kit when retrofitting to NIVOMAT!
SP	a			27-C08-F =	03.1997->		
					62-A49-0 (x1) 03.1997-> Required when retrofitting to NIVOMAT!		

**OCTAVIA Estate (1U5) 07.98 -**

1.4	08.00 -			ST	t	32-E14-F =	
					a	32-E14-0	
				△	t	32-E14-F =	Chass. 1U-X-174 001->
					a	32-E14-0	Chass. 1U-X-174 001->
			89-042-0				
		ST	a	27-C09-F =			
			t	32-E14-F =			
1.4 4x4 1.6 4x4 1.8 20V 4x4 2.0 4x4 1.9 SDI 4x4	05.98 - 05.98 - 05.98 - 05.98 - 05.98 -			ST	t	32-E14-F =	
					a	32-E14-0	
				△	t	32-E14-F =	Chass. 1U-X-174 001->
					a	32-E14-0	Chass. 1U-X-174 001->
							89-042-0
		ST	a	27-C09-F =			
			e	60-A49-0 	Replace in pairs only Conversion requires Roadworthy Test. Use retrofit kit when retrofitting to NIVOMAT!		
					62-A49-1 (x1) Required when retrofitting to NIVOMAT!		
1.6, 55 kW 1.6, 74 kW 1.8 T 2.0 1.9 TDI, 66 kW 1.9 TDI, 81 kW	07.98 - 07.98 - 07.98 - 04.99 - 07.98 - 07.98 -			ST	t	32-E14-F =	
					a	32-E14-0	
				△	t	32-E14-F =	Chass. 1U-X-174 001->
					a	32-E14-0	Chass. 1U-X-174 001->
					89-042-0		
				ST	a	27-C09-F =	
					e	60-A49-0 	Replace in pairs only Conversion requires Roadworthy Test. Use retrofit kit when retrofitting to NIVOMAT!
					62-A49-1 (x1) Required when retrofitting to NIVOMAT!		
1.8 20V	07.98 -			ST	t	32-E14-F =	->04.1999
					a	32-E14-0	->04.1999
				△	t	32-E14-F =	Chass. 1U-X-174 001->
					a	32-E14-0	Chass. 1U-X-174 001->
					89-042-0		
				ST	a	27-C09-F =	->04.1999
e	60-A49-0 				->04.1999 Replace in pairs only Conversion requires Roadworthy Test. Use retrofit kit when retrofitting to NIVOMAT!		
			62-A49-1 (x1) Required when retrofitting to NIVOMAT!				

	<p>t = turbo a = automatic e = eXtreme</p>	<p>Article No.</p>	
			

**OCTAVIA Estate (1U5) 07.98 -**

1.9 SDI	07.98 -			ST	t	32-E14-F =	
					a	32-E14-0	
			t	32-E14-F =	Chass. 1U-X-174 001->		
			a	32-E14-0	Chass. 1U-X-174 001->		
			ST	a	27-C09-F =		
				e	60-A49-0	Replace in pairs only Conversion requires Roadworthy Test. Use retrofit kit when retrofitting to NIVOMAT!	
					62-A49-1 (x1)		Required when retrofitting to NIVOMAT!
1.9 TDI 4x4, 66 kW 1.9 TDI 4x4, 74 kW	11.99 - 09.00 09.00 -			ST	t	32-E14-F =	
					a	32-E14-0	
						89-042-0	

**RAPID (120G, 130G, 135G) 02.83 - 10.91**

1.2 (120G) 1.3 (130G), 39 kW 1.3 S (135GL) 1.3 (130G), 45 kW	02.83 - 12.90 08.87 - 10.91 09.84 - 12.90 03.85 - 08.88			ST	a	30-008-0	
---	--	--	--	----	---	----------	--

**100 01.70 - 12.77**

1.0, 29 kW 1.0, 31 kW	01.70 - 12.77 01.70 - 12.77			ST	a	30-008-0	
				ST	a	30-009-0	

**105,120 (742) 08.76 - 12.90**

1.0 105 S,L,GL 1.0 105 S,L 1.2 120 L 1.2 120 LS	08.76 - 08.83 08.76 - 12.90 08.76 - 12.90 08.76 - 12.90			ST	a	30-008-0	
				ST	a	30-009-0	

**105,120 (744) 02.83 - 12.90**

1.0 105 S,L 1.0 105 S,L,LS 1.2 120 L, 35 kW 1.2 120 L, 38 kW 1.2 120 GLS	02.88 - 12.90 10.83 - 12.90 08.87 - 12.90 10.83 - 12.90 02.83 - 12.90			ST	a	30-008-0	
				ST	a	30-009-0	

**110 12.69 - 03.82**

1.1 L, 33 kW 1.1 L, 35 kW 1.1 LS	12.69 - 03.82 12.69 - 03.82 07.70 - 03.82			ST	a	30-008-0	
				ST	a	30-009-0	

**110 Coupe 07.70 - 03.82**

1.1 R	07.70 - 03.82			ST	a	30-008-0	
				ST	a	30-009-0	

**130 02.85 - 10.91**

GL GL (S135) L,GL G,GL (S136)	08.87 - 10.91 05.88 - 10.91 02.85 - 10.91 05.88 - 10.91			ST	a	30-008-0	
--	--	--	--	----	---	----------	--

**1000 09.64 - 01.70**

MB, 27 kW MB, 32 kW MBX de Luxe	09.64 - 01.70 03.66 - 01.70 01.69 - 01.70			ST	a	30-008-0	
				ST	a	30-009-0	



t = turbo  
a = automatic  
e = eXtreme

Article No.








# STEYR (STEYR-DAIMLER-PUCH AG)

## G-Klasse -08.93

200 GE (460)	01.85 - 12.90		$\frac{\circ}{\text{T}}$	ST	a	32-F87-0	
230 G (460.2)	02.79 - 12.90		$\frac{\text{I}}{\circ}$	ST	a	32-F89-0	
230 GE (460.21/23/24)	02.79 - 12.90		$\frac{\text{I}}{\circ}$				
230 GE (460.220/221/228)	02.79 - 12.90						
240 GD (460.31/320/33/34)	02.79 - 12.90						
250 GD (460.31/328/33)	01.85 - 12.90						
280 GE (460)	02.79 - 12.90						
300 GD (460.31/322/33/34)	02.79 - 12.90						
200 GE (463.200/220/221)	01.90 - 08.93		$\frac{\circ}{\text{T}}$	ST	a	32-F81-0 HD●	
230 GE (463)	01.90 - 08.93				a	32-F88-0	
250 GD (463.304/324/325)	01.90 - 08.93		$\frac{\text{I}}{\circ}$	ST	a	32-F82-0 HD●	
250 GD Turbodiesel (463)	09.91 - 08.93				a	32-F89-0	
290 GD (463)	01.92 - 08.93						
300 GD (463.307/327/328)	01.90 - 08.93						
300 GE (463.207/227/228)	01.90 - 08.93						
350 GD Turbodiesel (463.300/320/321)	09.92 - 08.93						
500 GE (463.228)	01.92 - 08.93						
230 GE (460.229)	02.79 - 12.90		$\frac{\circ}{\text{T}}$	ST	a	32-F83-0	
240 GD (460.321)	02.79 - 12.90		$\frac{\text{I}}{\circ}$	ST	a	32-F82-0	
250 GD (460.329)	01.85 - 12.90		$\frac{\text{I}}{\circ}$				
250 GD (461.40)	01.90 - 08.93						
300 GD (460.323/325)	02.79 - 12.90						

## G-Klasse 09.93-



G 230 (461.227)	09.93 -		$\frac{\circ}{\text{T}}$	ST	a	32-F83-0	
G 290 D (461.329)	09.93 -		$\frac{\text{I}}{\circ}$	ST	a	32-F82-0	
G 230 (463.224/225)	09.93 -		$\frac{\circ}{\text{T}}$	ST	a	32-F81-0 HD●	
G 230 Cabrio (463.204)	09.93 -				a	32-F88-0	
G 290 D (461.328)	09.93 -		$\frac{\text{I}}{\circ}$	ST	a	32-F82-0 HD●	
G 290 D (461.337/338/341)	09.93 -				a	32-F89-0	
G 300 (463.207/227/228)	09.93 -						
G 300 D (463.307/327/328)	09.93 -						
G 300 Turbodiesel (463)	10.96 -						
G 320 (463.230/231)	01.94 -						
G 350 Turbodiesel (463.300/320/321)	09.93 -						
G 500 (463.228)	09.93 -						
G 230 (offener Wagen) (461.266/267)	09.93 -		$\frac{\text{I}}{\circ}$	ST	a	32-F82-0	Model: Open Off-Road Vehicle
G 290 D (offener Wagen) (461.367/368)	09.93 -						
G 290 D (461.323/367/368)	09.93 -		$\frac{\circ}{\text{T}}$	ST	a	32-F81-0	
			$\frac{\text{I}}{\circ}$	ST	a	32-F82-0	

					t = turbo a = automatic e = eXtreme	<b>i</b>
<b>Article No.</b>						
<b>Subaru</b>						


















**FORESTER (SF) 08.97 -**

2.0, 90 kW	08.97 -			ST	a	27-D22-A ☉	
						27-D23-A ☉	
				ST	a	27-D24-A ☉	->07.1998
						27-D25-A ☉	->07.1998
2.0, 92 kW 2.0 S Turbo	06.98 - 06.98 - 04.01			ST	a	27-D22-A ☉	
						27-D23-A ☉	












**IMPREZA Coupe (GFC) 12.95 - 12.00**

1.6 1.6 4WD 2.0 4WD 2.0 Turbo 4WD	12.96 - 12.00 12.96 - 12.00 12.95 - 12.00 12.96 - 12.00					87-469-A	->12.1999
--	--	---	---	--	--	----------	-----------







**IMPREZA (GC) 08.92 - 12.00**

1.6 i, 66 kW 1.6 i, 70 kW	08.92 - 12.00 06.98 - 12.00			ST	a	32-C68-A ☉☉	->07.1998	
						32-C69-A ☉☉	->07.1998	
				ST	a	32-E42-A ☉☉		
						32-E43-A ☉☉		
						87-469-A	->12.1999	
1.6 i 4WD 1.6 i 4WD 1.8 i 4WD 2.0 i 4WD, 85 kW 2.0 i 4WD, 92 kW	08.92 - 12.00 06.98 - 12.00 08.92 - 12.00 10.95 - 12.00 06.98 - 12.00			ST	a	32-C68-A ☉☉	->07.1998	
							Spring Type: for vehicles without pneumatic suspension	
						a	32-C69-A ☉☉	->07.1998
								Spring Type: for vehicles without pneumatic suspension
						ST	a	32-C58-A ☉☉
						32-C59-A ☉☉	Spring Type: for vehicles without pneumatic suspension	
						87-469-A	->12.1999	
1.8 i 2.0 i	08.92 - 12.00 08.92 - 12.00			ST	a	32-C68-A ☉☉	->07.1998	
						32-C69-A ☉☉	->07.1998	
				ST	a	32-E42-A ☉☉		
						32-E43-A ☉☉		
2.0 Turbo GT 4WD	03.94 - 12.00			ST	a	32-C58-A ☉☉	Spring Type: for vehicles without pneumatic suspension	
						32-C59-A ☉☉	Spring Type: for vehicles without pneumatic suspension	
							87-469-A	->12.1999



**IMPREZA Estate (GF) 08.92 - 12.00**

2.0 i 1.6 i 1.8 i	08.92 - 12.00 06.98 - 12.00 08.92 - 12.00			ST	a	32-C68-A ☉☉	->07.1998	
						32-C69-A ☉☉	->07.1998	
				ST	a	32-E42-A ☉☉		
						32-E43-A ☉☉		
1.6 i 4WD 1.8 i 4WD 2.0 4WD 2.0 i Turbo 4WD	08.92 - 12.00 08.92 - 12.00 12.95 - 12.00 03.94 - 12.00			ST	a	32-C68-A ☉☉	->07.1998	
							Spring Type: for vehicles without pneumatic suspension	
						a	32-C69-A ☉☉	->07.1998
								Spring Type: for vehicles without pneumatic suspension
						ST	a	32-C58-A ☉☉
						32-C59-A ☉☉	Spring Type: for vehicles without pneumatic suspension	
						87-469-A	->12.1999	
2.0 i Turbo GT 4WD	12.93 -			ST	a	32-C58-A ☉☉	Spring Type: for vehicles without pneumatic suspension	
						32-C59-A ☉☉	Spring Type: for vehicles without pneumatic suspension	

**JUSTY I (KAD) 11.84 - 10.95**

1000, 37 kW	05.87 - 10.95			ST	a	32-F20-0 ☉	
						32-F21-0 ☉	
						27-D32-0 ☉	
						27-D33-0 ☉	
1000, 40 kW	11.84 - 06.89			ST	a	32-F20-0 ☉	05.1987->
						32-F21-0 ☉	05.1987->
						27-D32-0 ☉	05.1987->
						27-D33-0 ☉	05.1987->

**JUSTY II (JMA, MS) 10.95 -**






1.3 GX 4X4	10.95 -			ST	a	32-E40-A ☉☉	
						32-E41-A ☉☉	

					t = turbo a = automatic e = eXtreme	<b>i</b>
<b>Article No.</b>						

































## Subaru

<b>LEGACY I (BC)</b>		<b>01.89 - 08.94</b>							
1600	01.89 - 12.93			ST	a	32-C64-A	≡		
1800	02.89 - 12.93				a	32-C65-A	≡		
2000	01.89 - 12.93			ST	a	32-E42-A	≡	07.1991->	
2.2	01.89 - 12.93				a	32-E43-A	≡	07.1991->	
1800	01.89 - 09.91			ST	a	32-C64-A	≡	->06.1991	
					a	32-C65-A	≡	->06.1991	
1800 4WD	01.89 - 09.91			ST	a	32-C64-A	≡		
					a	32-C65-A	≡		
				ST	a	32-C66-A	≡	->06.1991	OE 20 361 AA...
					a	32-C67-A	≡	->06.1991	OE 20 361 AA...
					a	32-C58-A	≡	07.1991->	
					a	32-C59-A	≡	07.1991->	
2000 4WD	05.92 - 07.94			ST	a	32-C64-A	≡	->12.1993	
					a	32-C65-A	≡	->12.1993	
				ST	a	32-C58-A	≡	->12.1993	
					a	32-C59-A	≡	->12.1993	
						87-469-A		01.1992->	
2000 Turbo 4WD	05.92 - 07.94			ST	a	32-C56-A	≡	->12.1993	
					a	32-C57-A	≡	->12.1993	
				ST	a	32-C58-A	≡	->12.1993	
					a	32-C59-A	≡	->12.1993	
						87-469-A		01.1992->	
2200 4WD	01.89 - 07.94			ST	a	32-C64-A	≡		
					a	32-C65-A	≡		
				ST	a	32-C66-A	≡	->06.1991	OE 20 361 AA...
					a	32-C67-A	≡	->06.1991	OE 20 361 AA...
					a	32-C58-A	≡	07.1991 - 12.1993	
					a	32-C59-A	≡	07.1991 - 12.1993	
						87-469-A	01.1992->		

































<b>LEGACY I Estate (BJF)</b>		<b>01.89 - 08.94</b>							
1600	01.89 - 12.93			ST	a	32-C64-A	≡		
1800	01.89 - 07.94				a	32-C65-A	≡		
2000	01.89 - 12.93			ST	a	32-E42-A	≡	07.1991->	
2200	01.89 - 12.93				a	32-E43-A	≡	07.1991->	
1800 4WD	01.89 - 07.94			ST	a	32-C64-A	≡		
2200 Super 4WD	01.89 - 07.94				a	32-C65-A	≡		
				ST	a	32-C66-A	≡	->06.1991	OE 20 361 AA...
					a	32-C67-A	≡	->06.1991	OE 20 361 AA...
					a	32-C58-A	≡	07.1991 - 12.1993	
					a	32-C59-A	≡	07.1991 - 12.1993	
						87-469-A			
2000 4WD	05.92 - 07.94			ST	a	32-C64-A	≡	->12.1993	
					a	32-C65-A	≡	->12.1993	
				ST	a	32-C58-A	≡	->12.1993	
					a	32-C59-A	≡	->12.1993	
						87-469-A			
2000 Turbo Super 4WD	05.92 - 07.94			ST	a	32-C56-A	≡	->12.1993	
					a	32-C57-A	≡	->12.1993	
				ST	a	32-C58-A	≡	->12.1993	
					a	32-C59-A	≡	->12.1993	
						87-469-A			

					t = turbo a = automatic e = eXtreme	<b>i</b>	<b>Article No.</b>
							<b>Subaru</b>



**LEGACY II (BD, BG) 09.94 - 03.99**

2.0 i	09.94 - 03.99			ST	a	32-C68-A 	
2.2 (BD6,BG6)	01.94 - 03.99				a	32-C69-A 	
2.0 i 4WD	09.94 - 03.99			ST	a	32-C68-A 	
2.2 i 4WD, 94 kW	09.94 - 03.99				a	32-C69-A 	
				ST	a	36-A68-A 	06.1996-> OE 20 364 AC...
					a	36-A69-A 	06.1996-> OE 20 364 AC...
					a	32-C70-A 	OE 20 362 AC /363 AC
					a	32-C71-A 	OE 20 362 AC /363 AC
2.2 i 4WD, 96 kW	06.96 - 03.99			ST	a	32-C68-A 	
					a	32-C69-A 	
				ST	a	32-C70-A 	OE 20 363 AC...
					a	32-C71-A 	OE 20 363 AC...
					a	36-A68-A 	OE 20 364 AC...
					a	36-A69-A 	OE 20 364 AC...
2.5 i 4WD	06.96 - 03.99			ST	a	32-C56-A 	
					a	32-C57-A 	
				ST	a	36-A68-A 	
					a	36-A69-A 	



**LEGACY II Estate (BD, BG) 09.94 - 11.98**

2.2	01.94 -			ST	a	32-C68-A 	
2.0 i	09.94 - 11.98				a	32-C69-A 	
2.0 i 4WD	09.94 - 11.98			ST	a	32-C68-A 	
2.2 i 4WD, 94 kW	09.94 - 11.98				a	32-C69-A 	
				ST	a	36-A68-A 	06.1996-> OE 20 364 AC...
					a	36-A69-A 	06.1996-> OE 20 364 AC...
					a	32-C70-A 	OE 20 362 AC /363 AC
					a	32-C71-A 	OE 20 362 AC /363 AC
2.2 i 4WD, 96 kW	06.96 - 11.98			ST	a	32-C68-A 	
					a	32-C69-A 	
				ST	a	32-C70-A 	OE 20 363 AC...
					a	32-C71-A 	OE 20 363 AC...
					a	36-A68-A 	OE 20 364 AC...
					a	36-A69-A 	OE 20 364 AC...
2.5 i 4WD	06.96 - 11.98			ST	a	32-C56-A 	
					a	32-C57-A 	
				ST	a	36-A68-A 	
					a	36-A69-A 	











**LEONE I Hatchback 03.79 - 10.84**







1800 4WD	09.80 - 10.84			ST	a	27-C13-A =	->07.1984
1800 Turismo 4WD	09.80 - 10.84						

**LEONE I (AB) 03.79 - 10.84**

1800 4WD, 59 kW	09.80 - 10.84			ST	a	27-C13-A =	->07.1984
1800 4WD, 60 kW	09.80 - 10.84						



**VIVIO 03.92 - 10.95**

660	08.93 -			ST	a	27-D01-A 	
					a	27-D02-A 	
				ST	a	27-D03-A 	->07.1994
					a	27-D04-A 	->07.1994
					a	27-D05-A 	08.1994->
					a	27-D06-A 	08.1994->



						t = turbo a = automatic e = eXtreme  <b>Article No.</b>	<b>i</b>
---	---	---	---	---	---	---	----------

# Suzuki





## CARRY BUS (ST90K)

0.8 (ST90K)	01.80 - 12.85			ST	a	30-005-0	
-------------	---------------	---	---	----	---	----------	--



## CARRY Kasten/Pickup (ST90V)

SK 408 1,0	01.86 -			ST	a	32-C76-0 ☉	
SK 410 1,0 (DA21)	01.86 -				a	32-C77-0 ☉	





## SANTANA Made in E

1.6 (SE416)	01.89 -			ST	a	32-E44-A ☉	
					a	32-E45-A ☉	
				ST	a	30-074-A =	





## ALTO I (SS80) 06.82 - 12.85

0.6 (SS 40 F)	06.82 - 12.85			ST	a	30-005-0	
0.8 (SS80F, SS80G)							
0.8							





## ALTO II (EC) 01.86 - 11.93

0.8 (SB308/CA)	01.86 - 11.93			ST	a	27-B62-0 ☉	->12.1992
					a	27-B63-0 ☉	->12.1992
				ST	a	27-B64-A =	01.1988->





## ALTO III (EF) 09.94 -

1.0	09.94 -			ST	a	27-C20-0 ☉	11.1994->
						a	27-C21-0 ☉
						ST	a





## BALENO Hatchback (EG) 07.95 -

1.3 1.3 i 16V 1.6 i 16V 1.6 i 16V 4X4 1.8 GT	09.96 - 07.95 - 07.95 - 07.95 - 03.96 -			ST	a	32-C72-A ☉			
						a	32-C73-A ☉		
						ST	a	32-C74-A ☉	
					a			32-C75-A ☉	



## BALENO (EG) 07.95 -

1.5 (SY415) 1.3 1.3 i 16V 1.6 i 16V 1.6 i 16V 4X4 1.8 GT	01.95 - 09.96 - 07.95 - 07.95 - 07.95 - 03.96 -			ST	a	32-C72-A ☉			
						a	32-C73-A ☉		
						ST	a	32-C74-A ☉	
					a			32-C75-A ☉	





## BALENO Estate (EG) 08.96 -

1.3 16V 1.6 i 16V 1.6 i 16V 4X4 1.8 i 16V	03.97 - 08.96 - 08.96 - 08.96 -			ST	a	32-C72-A ☉			
						a	32-C73-A ☉		
						ST	a	32-C74-A ☉	
					a			32-C75-A ☉	



## CARRY Box (ST90V) 11.80 - 10.85

0.8	11.80 - 10.85			ST	a	30-005-0	
-----	---------------	---	---	----	---	----------	--






## GRAND VITARA (FT, GT) 03.98 -

1.6 2.0 2.5 V6 24V (FT) 2.0 TD Intercooler	03.98 - 03.98 - 04.98 - 03.98 -			ST	a	27-D26-A ☉	
						a	27-D27-A ☉
						ST	a







## SAMURAI (SJ) 11.88 -

1.3 (SJ 413), 44 kW 1.3 (SJ 413), 47 kW 1.3 (SJ 413), 51 kW 1.3	11.88 - 11.88 - 11.88 - 01.95 -			ST	a	36-C04-0 =			









					t = turbo a = automatic e = eXtreme  <b>Article No.</b>	<b>i</b>
<b>Suzuki</b>						







**SJ 410 09.81 - 12.88**

1.0	09.81 - 12.88			ST	a	46-A11-0 	->12.1987
				ST	a	46-A12-0 	->12.1987



**SJ 410 Open Off-Road Vehicle 09.81 - 12.88**

1.0	09.81 - 12.88			ST	a	46-A11-0 	->12.1987
				ST	a	46-A12-0 	->12.1987


















































**SJ 413 09.84 - 08.90**






1.3, 44 kW 1.3, 47 kW	08.86 - 08.90 09.84 - 12.88			ST	a	46-A11-0 	->12.1987
				ST	a	46-A12-0 	->12.1987

**SWIFT I (AA) 10.83 - 12.89**

1.0 (SA310, AA41/43)	10.83 - 03.89					87-472-A	
1.0 Turbo (SA310)	02.85 - 12.89						
1.3 (SA413, AA53)	08.86 - 03.89						
1.3 (SA413, AA51)	10.84 - 03.89						
1.3 (SA413, AA51/53)	10.84 - 03.89						
1.3 GTi/GXi (SA413, AA33)	08.86 - 03.89						


































**SWIFT II Hatchback (EA) 03.89 -**






1.0 (SF310, AA44) 1.0 i (SF310, AA44), 39 kW	03.89 - 09.91 -			ST	a	32-D78-A 	Chass. JSAE ... S 00100001-> ->Chass. JSAE ... S 00140000	
							32-E40-A 	Chass. JSAE ... S 00140001->
							32-E41-A 	Chass. JSAE ... S 00140001->
							32-D79-A 	Chass. JSAE AB 44S 00100001-> ->Chass. JSAE AB 44S 00140000
				ST	a	30-060-A 		
						87-472-A	->12.1999	
1.0 (SF310, AB44) 1.0 i (SF310, AB44)	10.88 - 03.89 -			ST	a	32-D78-A 	Chass. JSAE ... S 00100001-> ->Chass. JSAE ... S 00140000	
							32-E40-A 	Chass. JSAE ... S 00140001->
							32-E41-A 	Chass. JSAE ... S 00140001->
							32-D79-A 	Chass. JSAE AB 44S 00100001-> ->Chass. JSAE AB 44S 00140000
		ST	a	30-060-A 				
				87-472-A	->12.1999			
1.0 (MA)	01.95 -			ST	a	32-E40-A 	TSMMAA/AB/AH44...	
							32-E41-A 	TSMMAA/AB/AH44...
						87-471-R	->12.1999	
				ST	a	30-060-A 		
				87-472-A	->12.1999			
1.0 i (SF310, AA44), 40 kW	03.89 - 12.91			ST	a	32-D78-A 	Chass. JSAE ... S 00100001-> ->Chass. JSAE ... S 00140000	
							32-E40-A 	Chass. JSAE ... S 00140001->
							32-E41-A 	Chass. JSAE ... S 00140001->
							32-D79-A 	Chass. JSAE AB 44S 00100001-> ->Chass. JSAE AB 44S 00140000
				ST	a	30-060-A 		
						87-472-A	->12.1999	

					t = turbo a = automatic e = eXtreme	<b>i</b>
<b>Article No.</b>						





# Suzuki

## SWIFT II Hatchback (EA) 03.89 -

















1.3 (SF413, AB35), 50 kW	03.89 -			ST	a	27-D60-A ≡Ⓢ	Chass. JSAE ... S 00100001-> ->Chass. JSAE ... S 00140000			
					a	27-D61-A ≡Ⓢ	Chass. JSAE ... S 00100001-> ->Chass. JSAE ... S 00140000			
					a	32-E40-A ≡Ⓢ	Chass. JSAE ... S 00140001->			
					a	32-E41-A ≡Ⓢ	Chass. JSAE ... S 00140001->			
							87-471-R	->12.1999		
							ST	a	30-060-A =	
				87-472-A	->12.1999					
1.3 (SF413, AA35)	03.89 -			ST	a	27-D60-A ≡Ⓢ	Chass. JSAE ... S 00100001-> ->Chass. JSAE ... S 00140000			
					a	27-D61-A ≡Ⓢ	Chass. JSAE ... S 00100001-> ->Chass. JSAE ... S 00140000			
					a	32-E40-A ≡Ⓢ	Chass. JSAE ... S 00140001->			
					a	32-E41-A ≡Ⓢ	Chass. JSAE ... S 00140001->			
							ST	a	30-060-A =	
									87-472-A	->12.1999
1.3 4 WD (SF413, AA35) 1.3 4 WD (SF413, AF35)	03.89 - 10.89 - 12.91			ST	a	32-E40-A ≡Ⓢ	Chass. JSAE ... S 00102078->			
					a	32-E41-A ≡Ⓢ	Chass. JSAE ... S 00102078->			
					a	27-D07-A ≡Ⓢ	Chass. JSAE...S00100001-> ->Chass. JSAE...S00102077			
					a	27-D08-A ≡Ⓢ	Chass. JSAE...S00100001-> ->Chass. JSAE...S00102077			
							87-471-R	->12.1999		
							ST	a	30-060-A =	
				87-472-A	->12.1999					
1.3 (MA)	08.94 -			ST	a	32-E40-A ≡Ⓢ	TSMMAA/AB/AH35...			
					a	32-E41-A ≡Ⓢ	TSMMAA/AB/AH35...			
							87-471-R	->12.1999		
							ST	a	30-060-A =	
				87-472-A	->12.1999					
1.3 (SF413, AB35), 52 kW	03.89 - 12.91			ST	a	27-D60-A ≡Ⓢ	Chass. JSAE ... S 00100001-> ->Chass. JSAE ... S 00140000			
					a	27-D61-A ≡Ⓢ	Chass. JSAE ... S 00100001-> ->Chass. JSAE ... S 00140000			
					a	32-E40-A ≡Ⓢ	Chass. JSAE ... S 00140001->			
					a	32-E41-A ≡Ⓢ	Chass. JSAE ... S 00140001->			
							87-471-R	->12.1999		
							ST	a	30-060-A =	
				87-472-A	->12.1999					
1.3 (SF413, AA44) 1.3 (SF413, AB44)	03.89 - 12.91 03.89 - 12.91			ST	a	32-D78-A ▲≡Ⓢ	Chass. JSAE ... S 00100001-> ->Chass. JSAE ... S 00140000			
					a	32-E40-A ≡Ⓢ	Chass. JSAE ... S 00140001->			
					a	32-E41-A ≡Ⓢ	Chass. JSAE ... S 00140001->			
					a	32-D79-A ▲≡Ⓢ	Chass. JSAE AB 44S 00100001-> ->Chass. JSAE AB 44S 00140000			
							ST	a	30-060-A =	

					t = turbo a = automatic e = eXtreme	<b>i</b>
<b>Article No.</b>						
<b>Suzuki</b>						





**SWIFT II Hatchback (EA) 03.89 -**






1.3 GTi (SF413, AA34)	03.89 -			ST	a	32-D78-A ▲=⊕	Chass. JSAE ... S 00100001-> ->Chass. JSAE ... S 00104275
					a	32-D79-A ▲=⊕	Chass. JSAE AB 44S 00100001-> ->Chass. JSAE AB 44S 00140000
					a	27-D07-A =⊕	Chass. JSAE...S00104276-> ->Chass. JSAE...S00140000
					a	27-D08-A =⊕	Chass. JSAE...S00104276-> ->Chass. JSAE...S00140000
		⊕		87-471-R	->12.1999		
				ST	a	30-060-A =	
⊕				87-472-A	->12.1999		

**SWIFT II (AH, AJ) 03.89 -**























1.3 (SF413, AH35), 50 kW 1.3 (SF413, AH35), 52 kW	03.89 - 03.89 - 12.91			ST	a	27-D07-A =⊕	->Chass. JSAE ... S 00107571
					a	27-D08-A =⊕	->Chass. JSAE ... S 00107571
					a	32-E40-A =⊕	Chass. JSAE ... S 00107572->
					a	32-E41-A =⊕	Chass. JSAE ... S 00107572->
		⊕		87-471-R	->12.1999		
				ST	a	30-060-A =	
⊕				87-472-A	->12.1999		
1.3 (MA)	08.94 -			ST	a	32-E40-A =⊕	TSM MA/AB/AH35...
					a	32-E41-A =⊕	TSM MA/AB/AH35...
		⊕		87-471-R	->12.1999		
				ST	a	30-060-A =	
⊕				87-472-A	->12.1999		
1.6 i (SF416, AH14) 1.6 (SF416, AH14)	01.90 - 11.89 - 12.91			ST	a	27-D07-A =⊕	->Chass. JSAE ... S 00109591
					a	27-D08-A =⊕	->Chass. JSAE ... S 00109591
					a	32-E40-A =⊕	Chass. JSAE ... S 00109592->
					a	32-E41-A =⊕	Chass. JSAE ... S 00109592->
		⊕		87-471-R	->12.1999		
				ST	a	30-060-A =	
⊕				87-472-A	->12.1999		
1.6 i 4 WD (SF416, AJ14) 1.6 4 WD (SF416, AJ14)	01.90 - 11.89 - 12.91			ST	a	27-D07-A =⊕	->Chass. JSAE ... S 00102383
					a	27-D08-A =⊕	->Chass. JSAE ... S 00102383
					a	32-E40-A =⊕	Chass. JSAE ... S 00102384->
					a	32-E41-A =⊕	Chass. JSAE ... S 00102384->
		⊕		87-471-R	->12.1999		
				ST	a	30-060-A =	
⊕				87-472-A	->12.1999		








**SWIFT Convertible (SF413) 09.91 -**





1.3 (SF413, AK35)	09.91 -			ST	a	32-E40-A =⊕	01.1992-> Chass. JSAE AK 35...->
					a	32-E41-A =⊕	Chass. JSAE AK 35...-> 01.1992->
		⊕		87-471-R	->12.1999		
				ST	a	30-060-A =	
⊕				87-472-A	->12.1999		






					t = turbo a = automatic e = eXtreme	<b>i</b>
<b>Article No.</b>						






## Suzuki

<b>VITARA (ET, TA) 07.88 - 03.98</b>							
1.6 (TA)	07.88 - 01.95			ST	a	30-047-A =Ⓢ	->Chass. 0##01110000
					a	30-048-A =Ⓢ	->Chass. 0##01110000
					a	32-E44-A =Ⓢ	Chass. 0##01110001->
					a	32-E45-A =Ⓢ	Chass. 0##01110001->
						87-470-A	
				ST	a	30-074-A =	
1.6 (ET) 1.6 16V (ET)	07.88 - 12.91 07.90 - 12.94			ST	a	30-047-A =Ⓢ	->Chass. 0##01110000
					a	30-048-A =Ⓢ	->Chass. 0##01110000
						87-470-A	
				ST	a	30-074-A =	
2.0 16V (ET) 2.5 V6 24V (FT) 1.9 D (ET), 50 kW 1.9 D (ET), 55 kW	12.96 - 03.98 12.95 - 03.98 01.95 - 03.98 08.96 - 03.98					87-470-A	
2.0 V6 24V (ET) 2.0 TD Intercooler (ET)	12.94 - 03.98 12.95 - 03.98			ST	a	32-E44-A =Ⓢ	
					a	32-E45-A =Ⓢ	
						87-470-A	
				ST	a	30-074-A =	
2.0 TD (ET)	12.94 - 03.98			ST	a	32-E44-A =Ⓢ	12.1995->
					a	32-E45-A =Ⓢ	12.1995->
						87-470-A	
				ST	a	30-074-A =	12.1995->





<b>VITARA Open Off-Road Vehicle (ET, TA) 07.88 - 03.99</b>							
1.6 (TA) 1.6 16V (ET)	07.88 - 01.95 07.90 - 03.99			ST	a	30-047-A =Ⓢ	->Chass. 0##01110000
					a	30-048-A =Ⓢ	->Chass. 0##01110000
					a	32-E44-A =Ⓢ	Chass. 0##01110001->
					a	32-E45-A =Ⓢ	Chass. 0##01110001->
						87-470-A	
				ST	a	30-074-A =	
2.0 16V (ET) 1.9 D (ET)	12.96 - 03.99 08.96 - 03.99					87-470-A	

<b>WAGON R+ (EM) 02.98 - 05.00</b>							
1.0 1.2	02.98 - 05.00 02.98 - 05.00			ST	a	27-D65-A =Ⓢ	
					a	27-D66-A =Ⓢ	
1.2 4WD	02.98 - 05.00			ST	a	27-D64-A =	









<b>X-90 (EL) 09.95 -</b>							
1.6 i 16V 4x4 1.6 i 16V	09.95 - 09.95 -			ST	a	32-E44-A =Ⓢ	for vehicles with ABS
					a	32-E45-A =Ⓢ	for vehicles with ABS
						87-470-A	->12.1999
				ST	a	30-074-A =	for vehicles with ABS

					t = turbo a = automatic e = eXtreme	<b>i</b>
<b>Article No.</b>						
<b>Talbot</b>						





**150**

150 todos	01.75 -			ST	a	27-781-0	
				ST	a	27-782-0	





**1307-1510 07.75 - 04.84**

Simca 1307 1.3, 40 kW	01.78 - 08.81			ST	a	27-781-0	->12.1979				
Simca 1307 1.3, 44 kW	09.75 - 01.80										
Simca 1307 1.3, 50 kW	07.75 - 01.80			ST	a	27-782-0	->12.1979				
Simca 1307 1.3S	07.75 - 12.78										
Simca 1308 1.4, 55 kW	11.78 - 08.80										
Simca 1308 1.4, 63 kW	11.78 - 08.81										
Simca 1510 1.6, 65 kW	10.78 - 01.80										
Simca 1510 1.4, 51 kW	01.80 - 04.84			ST	a	27-781-0	->06.1982				
Simca 1510 1.6, 54 kW	11.80 - 12.83										
				ST	a	27-781-0					
Simca 1510 1.4, 55 kW	01.80 - 04.81										
Simca 1510 1.4, 63 kW	01.80 - 04.81										
1510 1.6	07.81 - 06.82										



**HORIZON 02.78 - 06.86**

1.1	01.79 - 09.84			ST	a	27-781-0					
1.3, 40 kW	09.81 - 06.86										
1.3, 43 kW	09.78 - 09.84			ST	a	27-782-0					
1.3, 50 kW	02.78 - 01.80										
1.4, 48 kW	02.82 - 09.84										
1.4, 61 kW	07.79 - 06.86										
1.6	07.82 - 06.86										
1.9 Diesel, 47 kW	07.84 - 06.86										
1.9 Diesel, 48 kW	07.82 - 06.86										





**SAMBA (51A) 01.81 - 12.87**

0.9	01.81 - 12.85			ST	a	27-044-0	11.1981->				
1.1	01.81 - 06.86										
1.4, 53 kW	01.81 - 06.86			ST	a	27-044-0	11.1981->				
1.2 Rallye	01.83 - 10.86										
1.4, 44 kW	06.83 - 10.86										
1.4 Rallye	01.83 - 10.86										





**SAMBA Convertible (51E) 01.81 - 12.87**

1.4	01.81 - 06.86			ST	a	27-044-0	11.1981->



**SIMCA 1100 Hatchback 10.68 - 01.80**






0.9 LS	10.70 - 05.72			ST	a	27-781-0	Chass. 76723251->				
0.9 LE	10.76 - 01.80										
1.1 LE,LX,GLS,ES, 37 kW	10.76 - 01.80			ST	a	27-782-0					
1.1 LS,GLS, 40 kW	11.73 - 09.77										
1.1 LS,GLS, 41 kW	10.68 - 05.72										
1.1 LE,LX,GLS,ES, 43 kW	10.76 - 01.80										
1.1 LS,GLS, 44 kW	10.68 - 05.76										
1.2	10.68 - 05.72										
1.2 Spezial	10.71 - 09.77										
1.3 Spezial TI	10.72 - 09.77										





**SIMCA 1100 Estate 10.68 - 01.80**









1.1, 37 kW	10.76 - 01.80			ST	a	27-781-0	Chass. 76723251->
1.1, 41 kW	10.68 - 05.72						
1.1, 44 kW	10.70 - 09.79			ST	a	27-782-0	
1.3 Spezial	07.74 - 11.76						

**SIMCA 1200 S Coupe 10.68 - 03.72**

1.2, 59 kW	10.68 - 03.72			ST	a	27-782-0	
1.2, 63 kW	10.70 - 03.72						

					t = turbo a = automatic e = eXtreme  <b>Article No.</b>	<b>i</b>
<b>Talbot</b>						

<b>SOLARA</b>		<b>02.80 - 07.86</b>				
1.3	02.80 - 07.86			ST	a	27-781-0
1.6, 51 kW	07.82 - 04.84					
1.6, 54 kW	09.81 - 10.84			ST	a	27-782-0
1.6, 65 kW	02.80 - 06.81					
1.6, 66 kW	09.81 - 07.86					

<b>TAGORA</b>		<b>06.80 - 12.87</b>						
2.1	06.80 - 12.83			ST	a	27-094-0		
2.6	08.81 - 10.83					27-094-F =●		
						89-023-0		
				ST	a	32-045-0		
						32-045-F =●		
2.3 Turbo Diesel	08.81 - 12.87			ST	a	27-094-0	->12.1984	
						27-094-F =●	->12.1984	
							89-023-0	->12.1984
				ST	a	32-045-0	->12.1984	
							32-045-F =●	->12.1984

					t = turbo a = automatic e = eXtreme	  <b>Article No.</b>
<b>Toyota</b>						

**AVENSIS Hatchback (\_T22\_) 09.97 -**

1.6 (AT220_), 74 kW	09.97 - 10.00			ST	a	27-D28-A	
1.6 (AT220_), 81 kW	09.97 - 10.00				a	27-D29-A	
1.8 (AT221_)	09.97 - 10.00			ST	a	27-D30-A	
2.0 (ST220_)	09.97 - 10.00				a	27-D31-A	
2.0 TD (CT220_)	09.97 -					87-486-A	->12.2000
2.0 D-4D (CDT220_)	10.99 -					87-486-A	->12.2000

**AVENSIS (\_T22\_) 09.97 -**

1.6 (AT220_), 74 kW	09.97 - 10.00			ST	a	27-D28-A	
1.6 (AT220_), 81 kW	09.97 - 10.00				a	27-D29-A	
1.8 (AT221_)	09.97 - 10.00			ST	a	27-D30-A	
2.0 (ST220_)	09.97 - 10.00				a	27-D31-A	
2.0 TD (CT220_)	09.97 -					87-486-A	->12.2000
2.0 D-4D (CDT220_)	10.99 -					87-486-A	->12.2000

**AVENSIS Estate (\_T22\_) 09.97 -**






1.6 (AT220_), 74 kW	09.97 - 10.00			ST	a	27-D28-A	
1.6 (AT220_), 81 kW	09.97 - 10.00				a	27-D29-A	
1.8 (AT221_)	09.97 - 10.00			ST	a	27-D30-A	
2.0 (ST220_)	09.97 - 10.00				a	27-D31-A	
2.0 TD (CT220_)	09.97 -					87-486-A	->12.2000
2.0 D-4D (CDT220_)	10.99 -					87-486-A	->12.2000

**CAMRY Hatchback (V1) 02.83 - 01.88**














1.8	02.83 - 10.86			ST	a	32-A21-A =	Model: SV10
				ST	a	32-A22-A	Model: SV10
					a	32-A23-A	Model: SV10
						87-482-A	
2.0	04.86 - 01.88			ST	a	32-A21-A =	->09.1986 Model: SV11
				ST	a	32-A22-A	->09.1986 Model: SV11
					a	32-A23-A	->09.1986 Model: SV11
1.8 Turbo-D	10.84 - 01.88			ST	a	32-A21-A =	->09.1986 Model: CV10
				ST	a	32-A22-A	->09.1986 Model: CV10
					a	32-A23-A	->09.1986 Model: CV10
2.0 TD (CV 11)	08.85 - 09.86			ST	a	32-A21-A =	
				ST	a	32-A22-A	
					a	32-A23-A	

**CAMRY Saloon (V1) 02.83 - 01.88**





















1.8	02.83 - 10.86			ST	a	32-A21-A =	Model: SV10
						87-483-A	
				ST	a	32-A22-A	Model: SV10
					a	32-A23-A	Model: SV10
2.0	04.86 - 01.88			ST	a	32-A21-A =	->09.1986 Model: SV11
				ST	a	32-A22-A	->09.1986 Model: SV11
					a	32-A23-A	->09.1986 Model: SV11

					t = turbo a = automatic e = eXtreme	<b>i</b>
<b>Article No.</b>						
<b>Toyota</b>						












**CAMRY Saloon (V1) 02.83 - 01.88**

2.0 GLI	03.83 - 10.86			ST	a	32-A21-A =	->09.1986 Model: SV11		
							87-483-A		
				ST	a	32-A22-A = 	->09.1986 Model: SV11		
					a	32-A23-A = 	->09.1986 Model: SV11		
						87-482-A			
1.8 Turbo-D	11.83 - 01.88			ST	a	32-A21-A =	->09.1986 Model: CV10		
				ST	a	32-A22-A = 	->09.1986 Model: CV10		
			a	32-A23-A = 	->09.1986 Model: CV10				






**CAMRY (\_V2\_) 10.86 - 05.91**













1.8 i (SV20_) 2.0 Turbo-D (CV20_), 63 kW	10.86 - 08.88 11.88 - 05.91			ST	a	32-D47-A =				
							89-023-0			
2.0 Gli 16V (SV21_, SV25_) 2.0 (SV21_, SV25_) 2.0 Turbo-D (CV20_), 62 kW	11.86 - 05.91 11.86 - 05.91 11.86 - 05.91			ST	a	32-D47-A =				
							87-488-A	->08.1988 for vehicles without ABS		
						89-023-0				
				ST	a	30-025-A =				
								87-480-A	->08.1988 for vehicles without ABS	
2.0 i 16V 4WD (SV25)	08.88 - 12.92			ST	a	32-D47-A =				
							89-023-0			
2.5 V6 GXI (VZV21_)	02.88 - 05.91			ST	a	32-D47-A =	08.1988->			
							87-488-A	->08.1988 for vehicles without ABS		
							89-023-0			
				ST	a	30-025-A =	08.1988->			
								87-480-A	->08.1988 for vehicles without ABS	













**CAMRY Estate (\_V2\_) 11.86 - 05.91**













1.8 (SV20_) 2.0 Turbo-D (CV20_), 63 kW	11.86 - 08.88 11.88 - 05.91			ST	a	32-D47-A =			
							89-023-0		
2.0 GLi 16V (SV21_) 2.0 (SV21_) 2.0 Turbo-D (CV20_), 62 kW	11.86 - 05.91 11.86 - 05.91 11.86 - 05.91			ST	a	30-024-A =			
							32-D47-A =		
						87-488-A	->08.1988 for vehicles without ABS		
						89-023-0			
				ST	a	30-024-A =			
								87-480-A	->08.1988 for vehicles without ABS



































					t = turbo a = automatic e = eXtreme	<b>i</b>
<b>Article No.</b>						
<b>Toyota</b>						






<b>CAMRY (_V1_)</b>		<b>06.91 - 08.96</b>							
2.2 (SXV10) 3.0 (VCV10)	06.91 - 08.96 06.91 - 08.96			ST	a	32-E55-A 	->08.1994		
					a	32-E56-A 	->08.1994		
					a	32-E59-A 	09.1994->		
					a	32-E60-A 	09.1994->		
								87-489-R	->12.1994
						ST	a	32-E57-A 	
					a	32-E58-A 			
						87-481-A	->12.1994		

<b>CAMRY Estate (_V10)</b>		<b>06.91 - 06.97</b>							
2.2 (SXV10) 3.0 (VCV10)	03.92 - 07.96 03.92 - 07.96			ST	a	32-E55-A 	->08.1994		
					a	32-E56-A 	->08.1994		
					a	32-E59-A 	09.1994->		
					a	32-E60-A 	09.1994->		
								87-489-R	->12.1994
						ST	a	32-E57-A 	
					a	32-E58-A 			
						87-481-A	->12.1994		








































<b>CARINA (TA1_)</b>		<b>05.73 - 03.78</b>							
1.4 (TA/RA10,30) 1.8 (TA/RA10,30)	02.70 - 09.77 02.70 - 09.77			ST	a	32-676-F =			
				ST	t	36-A34-0 =			
1.6, 55 kW 1.6, 63 kW	02.76 - 03.78 10.75 - 03.78			ST	a	32-676-F =	TA/RA 10,30		
				ST	t	36-A34-0 =	->09.1977 TA/RA 10,30		
2.0 (TA/RA10,30)	02.70 - 09.77			ST	a	32-676-F =			
				ST	t	36-A34-0 =			






















<b>CARINA (TA4L, TA6L)</b>		<b>05.73 - 09.83</b>							
1.6 (TA4L)	01.78 - 01.82			ST	a	32-676-F =	Model: (TA 40, 60)		
				ST	a	36-A36-0 =			
1.6 (TA60L)	02.82 - 09.83			ST	a	32-676-F =			
				ST	a	36-A36-0 =			
1.8, 57 kW	01.78 - 05.83			ST	a	32-676-F =	Model: TA47,62		
				ST	a	36-A36-0 =	Model: TA47,62		
1.8, 63 kW	01.82 - 02.87			ST	a	32-676-F =	->09.1983 Model: TA47,62		
				ST	a	36-A36-0 =	->09.1983 Model: TA47,62		
1.8 D	04.82 - 09.83			ST	a	32-676-F =			
				ST	a	36-A36-0 =			
















<b>CARINA Estate (TA4K, TA6K)</b>		<b>04.78 - 09.83</b>							
1.4 (TA16V) 1.8 D	01.76 - 07.81 04.82 - 09.83			ST	a	32-676-F =			
				ST	a	36-A36-0 =			
1.6 (TA4K), 54 kW 1.6 (TA4K), 55 kW	03.81 - 01.82 04.78 - 02.82			ST	a	32-676-F =	TA19/40/60 (V)		
				ST	a	36-A36-0 =	TA19/40/60 (V)		
1.6 (TA60LG)	02.82 - 09.83			ST	a	32-676-F =	Model: TA47		
1.8	08.82 - 12.82			ST	a	36-A36-0 =	Model: TA47		






					t = turbo a = automatic e = eXtreme	<b>i</b>
<b>Article No.</b>						

# Toyota





CARINA II (_T15_)	10.83 - 05.88							
1.6 (AT151), 55 kW 1.6 (AT151), 62 kW	10.83 - 11.87			ST	a	27-746-F =		
	10.83 - 11.87			ST	a	32-A26-A =Ⓟ		
						a	32-A27-A =Ⓟ	
						89-023-0		
1.6 (AT151), 63 kW	10.86 - 11.87			ST	a	27-746-F =		
						87-483-A		
				ST	a	32-A26-A =Ⓟ		
						a	32-A27-A =Ⓟ	
						89-023-0		
1.8 GLI (ST150)	10.83 - 11.87			ST	a	30-023-A =		
				ST	a	32-A26-A =Ⓟ		
						a	32-A27-A =Ⓟ	
						89-023-0		
2.0 D	02.84 - 05.88			ST	a	30-023-A =	->11.1987 Model: CT150	
				ST	a	32-A26-A =Ⓟ	->11.1987 Model: CT150	
						a	32-A27-A =Ⓟ	->11.1987 Model: CT150
								89-023-0
2.0 D (CT150)	12.85 - 11.87			ST	a	30-023-A =		
						87-483-A		
				ST	a	32-A26-A =Ⓟ		
						a	32-A27-A =Ⓟ	
						89-023-0		

CARINA II Saloon (_T15_)	10.83 - 05.88							
1.6 (AT151), 55 kW 1.6 (AT151), 62 kW	10.83 - 11.87			ST	a	27-746-F =		
	10.83 - 11.87			ST	a	32-A26-A =Ⓟ		
						a	32-A27-A =Ⓟ	
						89-023-0		
1.8 GLI (ST150)	10.83 - 11.87			ST	a	30-023-A =		
				ST	a	32-A26-A =Ⓟ		
						a	32-A27-A =Ⓟ	
						89-023-0		
2.0 D	02.84 - 05.88			ST	a	30-023-A =	->11.1987 Model: CT150	
				ST	a	32-A26-A =Ⓟ	->11.1987 Model: CT150	
						a	32-A27-A =Ⓟ	->11.1987 Model: CT150
								89-023-0



CARINA II (_T17_)	12.87 - 06.93							
1.6 (AT171), 66 kW	12.87 - 11.89			ST	a	27-C31-A =		
				ST	a	32-D12-A =Ⓟ		
						a	32-D13-A =Ⓟ	
								87-486-A
						89-023-0		
1.6 (AT171), 72 kW 1.6 (AT171), 75 kW	12.87 - 03.92			ST	a	27-C31-A =		
	12.87 - 03.92			ST	a	32-D12-A =Ⓟ		
						a	32-D13-A =Ⓟ	
						89-023-0		

					t = turbo a = automatic e = eXtreme	<b>i</b>
<b>Article No.</b>						
<b>Toyota</b>						









**CARINA II (\_T17\_) 12.87 - 06.93**

1.8 i (ST 171) 2.0 GLI (ST171) 1.8 D (CT 170)	12.87 - 03.92 12.87 - 03.92 12.87 - 03.92			ST	a	32-D12-A =Ⓢ	
					a	32-D13-A =Ⓢ	
						89-023-0	
2.0 D	03.88 - 06.93			ST	a	32-D12-A =Ⓢ	->03.1992 Model: CT170
					a	32-D13-A =Ⓢ	->03.1992 Model: CT170
						89-023-0	







**CARINA II Station Wagon (T17K)**

1.8 D (CT 170) 1.8 i (ST 171)	12.87 - 03.92 12.87 - 03.92			ST	a	32-D12-A =Ⓢ	
					a	32-D13-A =Ⓢ	
						89-023-0	





**CARINA II Saloon (\_T17\_) 12.87 - 06.93**

1.6 (AT171), 66 kW	12.87 - 08.90			ST	a	27-C31-A =	
					a	32-D12-A =Ⓢ	
					a	32-D13-A =Ⓢ	
						87-486-A	->12.1989
						89-023-0	
1.6 (AT171), 72 kW 1.6 (AT171), 75 kW	12.87 - 03.92 12.87 - 03.92			ST	a	27-C31-A =	
					a	32-D12-A =Ⓢ	
					a	32-D13-A =Ⓢ	
2.0 GLI (ST171)	12.87 - 03.92			ST	a	32-D12-A =Ⓢ	
					a	32-D13-A =Ⓢ	
						89-023-0	
2.0 D	03.88 - 06.93			ST	a	32-D12-A =Ⓢ	->03.1992 Model: CT170
					a	32-D13-A =Ⓢ	->03.1992 Model: CT170
						89-023-0	

**CARINA II Estate (\_T17\_) 12.87 - 04.92**

1.6 (AT171), 66 kW	12.87 - 12.89			ST	a	27-C31-A =	
					a	32-D12-A =Ⓢ	
					a	32-D13-A =Ⓢ	
						87-486-A	
						89-023-0	
1.6 (AT171), 72 kW 1.6 (AT171), 75 kW	12.87 - 03.92 12.87 - 03.92			ST	a	27-C31-A =	
					a	32-D12-A =Ⓢ	
					a	32-D13-A =Ⓢ	
2.0 2.0 D (CT170)	12.87 - 04.92 12.87 - 01.92			ST	a	32-D12-A =Ⓢ	
					a	32-D13-A =Ⓢ	
						89-023-0	

**CARINA E (T19) Made in GB**

2.0 D (CT 190) 2.0 D Ireland (CT 190) 2.0 TD (CT 190)	01.96 - 12.94 - 01.96 01.96 -			ST	a	32-D67-A =Ⓢ	SB...
					a	32-D68-A =Ⓢ	SB...
					a	32-D65-A =	SB...
2.0 i ex. GTi (ST 191) 2.0 i Ireland ex. GTi (ST 191)	01.96 - 12.94 - 01.96			ST	a	32-D67-A =Ⓢ	SB...
					a	32-D68-A =Ⓢ	SB
					a	32-D65-A =	SB...
					a	32-D66-A =Ⓢ	SB...



t = turbo  
a = automatic  
e = eXtreme

Article No.



# Toyota

CARINA E (\_T19\_)

04.92 - 09.97

1.6 (AT190), 73 kW 1.6 (AT190), 85 kW	12.93 - 09.97 12.93 - 09.97			ST	a	32-B05-A	->01.1996 JT...	
					a	32-B06-A	->01.1996 JT...	
					a	32-D67-A	SB...	
					a	32-D68-A	SB...	
						a	32-B05-A	->01.1996 JT...
					a	32-B06-A	->01.1996 JT...	
					ST	a	32-B07-A	->01.1996 _JT_
						a	32-B08-A	->01.1996 _JT_
						a	32-B10-A	->01.1996 _SB_ not for equipment variation: Ireland
						a	32-B11-A	->01.1996 _SB_ not for equipment variation: Ireland
						a	32-D65-A	->01.1996 _SB_ Equipment Variation: Ireland
						a	32-D66-A	->01.1996 _SB_ Equipment Variation: Ireland
						a	32-D65-A	01.1996-> _SB_
						a	32-D66-A	01.1996-> SB...
			a	32-D63-A	->01.1996 _JT_			
			a	32-D64-A	->01.1996 _JT_			



t = turbo  
a = automatic  
e = eXtreme

Article No.








**Toyota**

**CARINA E (\_T19\_)**













**04.92 - 09.97**

1.6 GLI (AT190)	04.92 - 09.97			ST	a	32-B05-A	->01.1996 JT...			
					a	32-B06-A	->01.1996 JT...			
					a	32-D67-A	08.1993-> SB...			
					a	32-D68-A	08.1993-> SB...			
					a	32-B05-A	12.1992 - 08.1993 SB...			
					a	32-B06-A	12.1992 - 08.1993 SB...			
					△	a	32-B05-A	->01.1996 JT...		
					a	32-B06-A	->01.1996 JT...			
							ST	a	32-B07-A	->01.1996 JT...
								a	32-B08-A	->01.1996 JT...
		a	32-B08-A	->08.1993 12.1992-> SB... not for equipment variation: Ireland						
		a	32-D65-A	01.1996-> SB...						
		a	32-D66-A	01.1996-> SB...						
		a	32-B10-A	08.1993 - 01.1996 not for equipment variation: Ireland SB...						
		a	32-B11-A	08.1993 - 01.1996 not for equipment variation: Ireland SB...						
		a	32-D65-A	08.1993 - 01.1996 SB... Equipment Variation: Ireland						
		a	32-D66-A	08.1993 - 01.1996 SB... Equipment Variation: Ireland						
		a	32-B07-A	12.1992 - 08.1993 not for equipment variation: Ireland SB...						
		a	32-D63-A	12.1992 - 08.1993 SB... Equipment Variation: Ireland						
		a	32-D64-A	12.1992 - 08.1993 SB... Equipment Variation: Ireland						
△	a	32-D63-A	->01.1996 JT...							
a	32-D64-A	->01.1996 JT...								

					t = turbo a = automatic e = eXtreme	<b>i</b>
<b>Article No.</b>						

# Toyota

**CARINA E (\_T19\_)      04.92 - 09.97**

1.8 (AT191)	01.95 - 09.97			ST	a	32-D67-A 	
				a	32-D68-A 		
				ST	a	32-B10-A 	->01.1996 not for equipment variation: Ireland
				a	32-B11-A 	->01.1996 not for equipment variation: Ireland	
				a	32-D65-A 	->01.1996 SB... Equipment Variation: Ireland	
				a	32-D66-A 	->01.1996 SB... Equipment Variation: Ireland	
				a	32-D65-A 	01.1996->	
				a	32-D66-A 	01.1996->	



t = turbo  
a = automatic  
e = eXtreme

Article No.



**Toyota**

**CARINA E (\_T19\_)**

**04.92 - 09.97**

2.0 i (ST191) 2.0 GTi 16V (ST191_)	12.93 - 09.97 03.94 - 09.97			ST	a	32-B09-A =	->01.1996 JT... not for equipment variation: GTI		
					a	32-B09-A =	->12.1994 SB... not for equipment variation: GTI Installation only with threaded suspension strut		
					△	a	32-B09-A =	->01.1996 not for equipment variation: GT JT...	
						ST	a	32-D67-A =Ⓢ	->12.1994 SB... not for equipment variation: Ireland not for equipment variation: GTI
							a	32-D68-A =Ⓢ	->12.1994 SB... not for equipment variation: Ireland not for equipment variation: GTI
							a	32-D67-A =Ⓢ	12.1994-> SB... not for equipment variation: GTI
	a	32-D68-A =Ⓢ	12.1994-> SB... not for equipment variation: GTI						
			ST	a	32-B10-A =Ⓢ	->01.1996 SB... not for equipment variation: Ireland not for equipment variation: GTI			
				a	32-B10-A =Ⓢ	->01.1996 JT...			
				a	32-B11-A =Ⓢ	->01.1996 SB... not for equipment variation: Ireland not for equipment variation: GTI			
				a	32-B11-A =Ⓢ	->01.1996 JT...			
				a	32-D65-A =	->01.1996 SB... Equipment Variation: Ireland not for equipment variation: GTI			
				a	32-D66-A =Ⓢ	->01.1996 SB... Equipment Variation: Ireland not for equipment variation: GTI			
				a	32-D65-A =Ⓢ	01.1996-> SB... not for equipment variation: GTI			
				a	32-D66-A =Ⓢ	01.1996-> SB... not for equipment variation: GTI			
				△	a	32-D65-A =	->01.1996 not for equipment variation: GT JT...		
				a	32-D66-A =Ⓢ	->01.1996 not for equipment variation: GT JT...			



t = turbo  
a = automatic  
e = eXtreme

Article No.



# Toyota

CARINA E (\_T19\_)

04.92 - 09.97

2.0 GLI (ST191)	04.92 - 09.97			ST	a	32-B09-A =	->01.1996 Chass. JT...-> not for equipment variation: GTI			
					a	32-B09-A =	12.1992 - 12.1994 Chass. SB...-> not for equipment variation: GTI Installation only with threaded suspension strut			
					△	32-B09-A =	->01.1996 Chass. JT...-> not for equipment variation: GT			
						ST	a	32-D67-A =⊕	12.1992 - 12.1994 Chass. SB...-> Equipment Variation: Ireland not for equipment variation: GTI	
							a	32-D68-A =⊕	12.1992 - 12.1994 Chass. SB...-> Equipment Variation: Ireland not for equipment variation: GTI	
							a	32-D67-A =⊕	12.1994-> Chass. SB...-> not for equipment variation: GTI	
							a	32-D68-A =⊕	12.1994-> Chass. SB...-> not for equipment variation: GTI	
							ST	a	32-B10-A =⊕	->01.1996 Chass. JT...->
								a	32-B11-A =⊕	->01.1996 Chass. JT...->
								a	32-D65-A =	01.1996-> Chass. SB...-> not for equipment variation: GTI
								a	32-D66-A =⊕	01.1996-> Chass. SB...-> not for equipment variation: GTI
								a	32-B10-A =⊕	12.1992 - 01.1996 Chass. SB...-> not for equipment variation: Ireland not for equipment variation: GTI
								a	32-B11-A =⊕	12.1992 - 01.1996 Chass. SB...-> not for equipment variation: Ireland not for equipment variation: GTI
								a	32-D65-A =	12.1992 - 01.1996 Chass. SB...-> not for equipment variation: GTI Equipment Variation: Ireland
								a	32-D66-A =⊕	12.1992 - 01.1996 Chass. SB...-> not for equipment variation: GTI Equipment Variation: Ireland
△	a	32-D65-A =	->01.1996 Chass. JT...-> not for equipment variation: GT							
	a	32-D66-A =⊕	->01.1996 Chass. JT...-> not for equipment variation: GT							
2.0 GTi (ST191)	04.92 - 02.94			ST	a	32-B10-A =⊕	_JT_			
					a	32-B11-A =⊕	_JT_			





t = turbo  
a = automatic  
e = eXtreme

Article No.



**Toyota**

**CARINA E (\_T19\_)**

**04.92 - 09.97**

2.0 D (CT190)	04.92 - 01.96			ST	a	32-B09-A =	08.1993 - 12.1994 Chass. SB...-> Installation only with threaded suspension strut		
					a	32-B09-A =	Chass. JT...->		
					△	32-B09-A =	Chass. JT...->		
						ST	a	32-D67-A =⊕	08.1993 - 12.1994 Chass. SB...-> Equipment Variation: Ireland
							a	32-D68-A =⊕	08.1993 - 12.1994 Chass. SB...-> Equipment Variation: Ireland
							a	32-D67-A =⊕	Chass. SB...-> 12.1994->
				ST	a	32-B11-A =⊕	08.1993-> Chass. SB...-> not for equipment variation: Ireland		
					a	32-D65-A =	08.1993-> Chass. SB...-> Equipment Variation: Ireland		
					a	32-D66-A =⊕	08.1993-> Chass. SB...-> Equipment Variation: Ireland		
					a	32-B07-A =⊕	Chass. JT...->		
					a	32-B08-A =⊕	Chass. JT...->		
					a	32-B10-A =⊕	Chass. SB...-> 08.1993-> not for equipment variation: Ireland		
					△	a	32-D63-A =⊕	Chass. JT...->	
					a	32-D64-A =⊕	Chass. JT...->		
2.0 TD (CT190)	01.96 - 09.97			ST	a	32-B09-A =	->01.1996 JT...		
					△	a	32-B09-A =	->01.1996 JT...	
					ST	a	32-D67-A =⊕	SB...	
						a	32-D68-A =⊕	SB...	
				ST	a	32-B07-A =⊕	->01.1996 _JT_		
					a	32-B08-A =⊕	->01.1996 JT		
					a	32-B10-A =⊕	->01.1996 _SB_ not for equipment variation: Ireland		
					a	32-B11-A =⊕	->01.1996 _SB_ not for equipment variation: Ireland		
					a	32-D65-A =	_SB_		
					a	32-D66-A =⊕	_SB_		
					△	a	32-D63-A =⊕	->01.1996 _JT_	
					a	32-D64-A =⊕	->01.1996 _JT_		



t = turbo  
a = automatic  
e = eXtreme

Article No.



# Toyota

## CARINA E Saloon (\_T19\_) 04.92 - 09.97

1.6 (AT190), 73 kW 1.6 (AT190), 78 kW	01.95 - 09.97 10.95 - 09.97			ST	a	32-B05-A ≡Ⓢ	->01.1996 JT...	
					a	32-B06-A ≡Ⓢ	->01.1996 JT...	
					a	32-D67-A ≡Ⓢ	_SB_	
					a	32-D68-A ≡Ⓢ	_SB_	
					△	a	32-B05-A ≡Ⓢ	->01.1996 JT...
					a	32-B06-A ≡Ⓢ	->01.1996 JT...	
					ST	a	32-B07-A ≡Ⓢ	->01.1996 _JT_
						a	32-B08-A ≡Ⓢ	->01.1996 _JT_
						a	32-B10-A ≡Ⓢ	->01.1996 _SB_ not for equipment variation: Ireland
						a	32-B11-A ≡Ⓢ	->01.1996 _SB_ not for equipment variation: Ireland
						a	32-D65-A ≡	->01.1996 _SB_ Equipment Variation: Ireland
						a	32-D66-A ≡Ⓢ	->01.1996 _SB_ Equipment Variation: Ireland
						a	32-D65-A ≡	01.1996-> _SB_
						a	32-D66-A ≡Ⓢ	01.1996-> _SB_
				△	a	32-D63-A ≡Ⓢ	->01.1996 _JT_	
					a	32-D64-A ≡Ⓢ	->01.1996 _JT_	



t = turbo  
a = automatic  
e = eXtreme

Article No.



**Toyota**

**CARINA E Saloon (\_T19\_) 04.92 - 09.97**

1.6 (AT190), 79 kW	01.93 - 09.97			ST	a	32-B05-A	->01.1996 JT...			
					a	32-B06-A	->01.1996 JT...			
					a	32-B05-A	->08.1993 SB...			
					a	32-B06-A	->08.1993 SB...			
					a	32-D67-A	08.1993 - 01.1996 SB...			
					a	32-D68-A	08.1993 - 01.1996 SB...			
					△	a	32-B05-A	->01.1996 JT...		
					a	32-B06-A	->01.1996 JT...			
							ST	a	32-B07-A	->01.1996 JT_
								a	32-B08-A	->01.1996 JT_
	a	32-B07-A	->08.1993 not for equipment variation: Ireland SB...							
	a	32-B08-A	->08.1993 not for equipment variation: Ireland SB...							
	a	32-D63-A	->08.1993 _SB_ Equipment Variation: Ireland							
	a	32-D64-A	->08.1993 _SB_ Equipment Variation: Ireland							
	a	32-D65-A	01.1996-> _SB_							
	a	32-D66-A	01.1996-> _SB_							
	a	32-B10-A	08.1993 - 01.1996 _SB_ not for equipment variation: Ireland							
	a	32-B11-A	08.1993 - 01.1996 _SB_ not for equipment variation: Ireland							
	a	32-D65-A	08.1993 - 01.1996 _SB_ Equipment Variation: Ireland							
	a	32-D66-A	08.1993 - 01.1996 _SB_ Equipment Variation: Ireland							
△	a	32-D63-A	->01.1996 JT_							
a	32-D64-A	->01.1996 JT_								



t = turbo  
a = automatic  
e = eXtreme






Article No.















# Toyota






## CARINA E Saloon (\_T19\_) 04.92 - 09.97

1.6 GLI (AT190)	04.92 - 09.97			ST	a	32-B05-A	->01.1996 Chass. JT...->			
					a	32-B06-A	->01.1996 Chass. JT...->			
					a	32-D67-A	08.1993-> Chass. SB...->			
					a	32-D68-A	08.1993-> Chass. SB...->			
					a	32-B05-A	12.1992 - 08.1993 Chass. SB...->			
					a	32-B06-A	12.1992 - 08.1993 Chass. SB...->			
						a	32-B05-A	->01.1996 Chass. JT...->		
						a	32-B06-A	->01.1996 Chass. JT...->		
							ST	a	32-B07-A	->01.1996 JT_
								a	32-B08-A	->01.1996 JT_
		a	32-D65-A	01.1996-> _SB_						
		a	32-D66-A	01.1996-> _SB_						
		a	32-B10-A	08.1993 - 01.1996 _SB_ not for equipment variation: Ireland						
		a	32-B11-A	08.1993 - 01.1996 _SB_ not for equipment variation: Ireland						
		a	32-D65-A	08.1993 - 01.1996 _SB_ Equipment Variation: Ireland						
		a	32-D66-A	08.1993 - 01.1996 _SB_ Equipment Variation: Ireland						
		a	32-B08-A	12.1992 - 08.1993 not for equipment variation: Ireland SB...						
		a	32-D63-A	12.1992 - 08.1993 _SB_ Equipment Variation: Ireland						
		a	32-D64-A	12.1992 - 08.1993 _SB_ Equipment Variation: Ireland						
		a	32-B07-A	12.1992-> ->08.1993 not for equipment variation: Ireland SB...						
	a	32-D63-A	->01.1996 JT_							
	a	32-D64-A	->01.1996 JT_							

					t = turbo a = automatic e = eXtreme  <b>Article No.</b>	<b>i</b>
<b>Toyota</b>						








**CARINA E Saloon (\_T19\_) 04.92 - 09.97**






1.8 i 16V (AT191)	01.95 - 09.97			ST	a	32-D67-A 	SB...
				a	32-D68-A 	SB...	
				ST	a	32-B10-A 	->01.1996 not for equipment variation: Ireland
					a	32-B11-A 	->01.1996 not for equipment variation: Ireland
					a	32-D65-A 	->01.1996 _SB_ Equipment Variation: Ireland
					a	32-D66-A 	->01.1996 _SB_ Equipment Variation: Ireland
					a	32-D65-A 	01.1996->
					a	32-D66-A 	01.1996->

					t = turbo a = automatic e = eXtreme	<b>i</b>
<b>Article No.</b>						






# Toyota

## CARINA E Saloon (\_T19\_) 04.92 - 09.97











2.0 i (ST191) 2.0 (ST191) 2.0 GLI (ST191)	12.92 - 09.97 01.93 - 09.97 04.92 - 09.97			ST	a	32-B09-A =	->01.1996 Chass. JT...-> not for equipment variation: GTI			
					a	32-B09-A =	12.1992 - 12.1994 Chass. SB...-> not for equipment variation: GTI Installation only with threaded suspension strut			
					△	32-B09-A =	->01.1996 Chass. JT...-> not for equipment variation: GT			
						ST	a	32-D67-A =⊕	12.1992 - 12.1994 Chass. SB...-> Equipment Variation: Ireland not for equipment variation: GTI	
							a	32-D68-A =⊕	12.1992 - 12.1994 Chass. SB...-> Equipment Variation: Ireland not for equipment variation: GTI	
							a	32-D67-A =⊕	12.1994-> Chass. SB...-> not for equipment variation: GTI	
							a	32-D68-A =⊕	12.1994-> Chass. SB...-> not for equipment variation: GTI	
							ST	a	32-B10-A =⊕	->01.1996 Chass. JT...->
								a	32-B11-A =⊕	->01.1996 Chass. JT...->
								a	32-D65-A =	01.1996-> Chass. SB...-> not for equipment variation: GTI
								a	32-D66-A =⊕	01.1996-> Chass. SB...-> not for equipment variation: GTI
								a	32-B10-A =⊕	12.1992 - 01.1996 Chass. SB...-> not for equipment variation: Ireland not for equipment variation: GTI
								a	32-B11-A =⊕	12.1992 - 01.1996 Chass. SB...-> not for equipment variation: Ireland not for equipment variation: GTI
								a	32-D65-A =	12.1992 - 01.1996 Chass. SB...-> not for equipment variation: GTI Equipment Variation: Ireland
								a	32-D66-A =⊕	12.1992 - 01.1996 Chass. SB...-> not for equipment variation: GTI Equipment Variation: Ireland
△	32-D65-A =	->01.1996 Chass. JT...-> not for equipment variation: GT								
a	32-D66-A =⊕	->01.1996 Chass. JT...-> not for equipment variation: GT								
2.0 GTi 16V (ST191_)	03.94 - 09.97			ST	a	32-B10-A =⊕	->01.1996 Chass. JT...->			
					a	32-B11-A =⊕	->01.1996 Chass. JT...->			

					t = turbo a = automatic e = eXtreme	<b>i</b>
<b>Article No.</b>						
<b>Toyota</b>						





**CARINA E Saloon (\_T19\_) 04.92 - 09.97**






2.0 D (CT190)	08.92 - 01.96			ST	a	32-B09-A =	08.1993 - 12.1994 Chass. SB...-> Installation only with threaded suspension strut			
					a	32-B09-A =	Chass. JT...->			
					△	32-B09-A =	Chass. JT...->			
						ST	a	32-D67-A =Ⓢ	08.1993 - 12.1994 Chass. SB...-> Equipment Variation: Ireland	
							a	32-D68-A =Ⓢ	08.1993 - 12.1994 Chass. SB...-> Equipment Variation: Ireland	
							a	32-D67-A =Ⓢ	Chass. SB...-> 12.1994->	
							a	32-D68-A =Ⓢ	Chass. SB...-> 12.1994->	
							ST	a	32-B11-A =Ⓢ	08.1993-> Chass. SB...-> not for equipment variation: Ireland
								a	32-D65-A =	08.1993-> Chass. SB...-> Equipment Variation: Ireland
								a	32-D66-A =Ⓢ	08.1993-> Chass. SB...-> Equipment Variation: Ireland
								a	32-B07-A =Ⓢ	Chass. JT...->
								a	32-B08-A =Ⓢ	Chass. JT...->
								a	32-B10-A =Ⓢ	Chass. SB...-> 08.1993-> not for equipment variation: Ireland
								△	32-D63-A =Ⓢ	Chass. JT...->
a	32-D64-A =Ⓢ	Chass. JT...->								

**CARINA E Estate (\_T19\_) 01.93 - 09.97**











1.6 i (AT190_) 1.6 GLI (AT190_) 1.8 i (AT191_)	02.95 - 09.97 01.93 - 09.97 02.95 - 09.97			ST	a	32-B06-A =Ⓢ	->01.1996 Chass. JT...->			
					a	32-D67-A =Ⓢ	05.1995-> Country Version: Great Britain			
					a	32-D68-A =Ⓢ	05.1995-> Country Version: Great Britain			
					a	32-B05-A =Ⓢ	Chass. JT... - 01.1996			
							ST	a	32-D63-A =Ⓢ	->01.1996 _JT_
								a	32-D64-A =Ⓢ	->01.1996 _JT_
								a	32-D65-A =	05.1995-> Country Version: Great Britain
a	32-D66-A =Ⓢ	05.1995-> Country Version: Great Britain								
2.0 i (ST191_) 2.0 GLI (ST191_)	05.95 - 09.97 01.93 - 09.97			ST	a	32-B09-A =	Chass. JT... - 01.1996			
					a	32-D65-A =	->01.1996 _JT_			
2.0 D (CT190_) 2.0 TD (CT190_)	01.93 - 01.96 01.96 - 09.97			ST	a	32-D66-A =Ⓢ	->01.1996 _JT_			
					a	32-B09-A =	Chass. JT... - 01.1996			
2.0 i (ST191_) 2.0 GLI (ST191_)	05.95 - 09.97 01.93 - 09.97			ST	a	32-D63-A =Ⓢ	Chass. JT... - 01.1996			
					a	32-D64-A =Ⓢ	Chass. JT... - 01.1996			















**CELICA (TA/RA 2/3)**



1.4 (TA,RA 20) 2.0 (TA,RA 20)	12.70 - 09.75 12.70 - 09.75			ST	t	36-A34-0 =	
					a	32-676-F =	
2.0 (TA/RA 23/28/35)	10.75 - 07.77			ST	t	36-A34-0 =	
					a		





























					t = turbo a = automatic e = eXtreme	<b>i</b>
<b>Article No.</b>						

# Toyota






<b>CELICA (TA2) 05.73 - 03.78</b>							
1.6 LT (TA2)	02.76 - 03.78			ST	a	32-676-F =	->07.1977
				ST	t	36-A34-0 =	->07.1977
1.6 LT (TA22)	05.73 - 03.78			ST	a	32-676-F =	10.1975 - 07.1977
1.6 ST (TA2, TA22)	05.73 - 03.78			ST	t	36-A34-0 =	->07.1977
1.6 GT (TA2, TA22)	12.74 - 03.78			ST	t	36-A34-0 =	->07.1977































<b>CELICA (TA60, RA40, RA6_) 08.77 - 08.85</b>							
1.6 ST	08.77 - 01.82			ST	a	32-676-F =	->07.1981 Wheel Diameter [inches]: 13 Model: TA40
				ST	a	36-A36-0 =	->07.1981 Model: TA40
1.6 ST (TA60), 63 kW	02.82 - 08.85			ST	a	32-676-F =	rigid axle Model: TA60
1.6 ST (TA60), 66 kW	02.79 - 08.83			ST	a	36-A36-0 =	rigid axle Model: TA60
2.0 XT (RA40), 65 kW	01.80 - 12.82			ST	a	32-676-F =	->07.1981 Wheel Diameter [inches]: 13
2.0 XT (RA40), 66 kW	02.79 - 07.85			ST	a	36-A36-0 =	->07.1981
2.0 ST,XT (RA60)	08.81 - 08.83			ST	a	36-A36-0 =	rigid axle









































































<b>CELICA Coupe (RA6) 01.82 - 10.86</b>							
1.6	12.83 - 10.86					87-482-A	01.1985->
2.0, 77 kW	01.82 - 10.86						
2.0, 88 kW	01.82 - 10.86						































<b>CELICA Hatchback (T16) 08.85 - 08.90</b>							
1.6	04.86 - 02.90			ST	a	32-A42-A =	->08.1987 OE 48510-20 262 OE 48520-20 252
					a	30-023-A =	->09.1989
						87-479-A	
				ST	a	32-D10-A = 	->08.1987
					a	32-D11-A = 	->08.1987
					a	32-D12-A = 	09.1987 - 09.1989
					a	32-D13-A = 	09.1987 - 09.1989
						87-482-A	
1.6 GT	08.87 - 08.89			ST	a	30-023-A =	
						87-479-A	
				ST	a	32-D12-A = 	
					a	32-D13-A = 	
						87-482-A	
1.6 GT 16V	09.85 - 08.89			ST	a	30-023-A =	->08.1987
2.0 GT, 103 kW	09.85 - 08.89				a	32-A42-A =	->08.1987 OE 48510-20 262 OE 48520-20 252
2.0 GT, 110 kW	08.85 - 08.89				a	30-023-A =	09.1987->
						87-479-A	
				ST	a	32-D10-A = 	->08.1987
					a	32-D11-A = 	->08.1987
					a	32-D12-A = 	09.1987->
					a	32-D13-A = 	09.1987->
						87-482-A	




































					t = turbo a = automatic e = eXtreme  <b>Article No.</b>	<b>i</b>
<b>Toyota</b>						







<b>CELICA (ST16_) 09.85 - 02.90</b>																																																									
1.6 1.6 GT 16V 2.0	<table border="1" style="width:100%; border-collapse: collapse; border-left: none;"> <tr> <td style="width:15%; vertical-align: top;">04.86 - 02.90</td> <td style="width:10%; text-align: center;"></td> <td style="width:5%; text-align: center;"></td> <td style="width:5%; text-align: center;">ST</td> <td style="width:5%; text-align: center;">a</td> <td style="width:20%;">32-A42-A =</td> <td style="width:40%;">-&gt;08.1987 OE 48510-20 262 OE 48520-20 252</td> </tr> <tr> <td style="vertical-align: top;">04.86 - 08.89</td> <td></td> <td></td> <td></td> <td></td> <td>30-023-A =</td> <td>-&gt;09.1989</td> </tr> <tr> <td style="vertical-align: top;">01.87 - 08.90</td> <td></td> <td style="text-align: center;"></td> <td></td> <td></td> <td>87-479-A</td> <td></td> </tr> <tr> <td></td> <td style="text-align: center;"></td> <td style="text-align: center;"></td> <td style="text-align: center;">ST</td> <td style="text-align: center;">a</td> <td>32-D10-A = </td> <td>-&gt;08.1987</td> </tr> <tr> <td></td> <td></td> <td></td> <td></td> <td></td> <td>32-D11-A = </td> <td>-&gt;08.1987</td> </tr> <tr> <td></td> <td></td> <td></td> <td></td> <td></td> <td>32-D12-A = </td> <td>09.1987 - 09.1989</td> </tr> <tr> <td></td> <td></td> <td></td> <td></td> <td></td> <td>32-D13-A = </td> <td>09.1987 - 09.1989</td> </tr> <tr> <td></td> <td></td> <td style="text-align: center;"></td> <td></td> <td></td> <td>87-482-A</td> <td></td> </tr> </table>	04.86 - 02.90			ST	a	32-A42-A =	->08.1987 OE 48510-20 262 OE 48520-20 252	04.86 - 08.89					30-023-A =	->09.1989	01.87 - 08.90					87-479-A					ST	a	32-D10-A = 	->08.1987						32-D11-A = 	->08.1987						32-D12-A = 	09.1987 - 09.1989						32-D13-A = 	09.1987 - 09.1989						87-482-A	
04.86 - 02.90			ST	a	32-A42-A =	->08.1987 OE 48510-20 262 OE 48520-20 252																																																			
04.86 - 08.89					30-023-A =	->09.1989																																																			
01.87 - 08.90					87-479-A																																																				
			ST	a	32-D10-A = 	->08.1987																																																			
					32-D11-A = 	->08.1987																																																			
					32-D12-A = 	09.1987 - 09.1989																																																			
					32-D13-A = 	09.1987 - 09.1989																																																			
					87-482-A																																																				

<b>CELICA Convertible (_T16_) 01.87 - 08.90</b>																																																																
2.0 (ST 162)	<table border="1" style="width:100%; border-collapse: collapse; border-left: none;"> <tr> <td style="width:15%; vertical-align: top;">10.86 - 08.87</td> <td style="width:10%; text-align: center;"></td> <td style="width:5%; text-align: center;"></td> <td style="width:5%; text-align: center;">ST</td> <td style="width:5%; text-align: center;">a</td> <td style="width:20%;">30-023-A =</td> <td style="width:40%;"></td> </tr> <tr> <td></td> <td></td> <td></td> <td></td> <td></td> <td>32-A42-A =</td> <td>OE 48510-20 262 OE 48520-20 252</td> </tr> <tr> <td></td> <td style="text-align: center;"></td> <td style="text-align: center;"></td> <td style="text-align: center;">ST</td> <td style="text-align: center;">a</td> <td>32-D10-A = </td> <td></td> </tr> <tr> <td></td> <td></td> <td></td> <td></td> <td></td> <td>32-D11-A = </td> <td></td> </tr> </table>	10.86 - 08.87			ST	a	30-023-A =							32-A42-A =	OE 48510-20 262 OE 48520-20 252				ST	a	32-D10-A = 							32-D11-A = 																																				
10.86 - 08.87			ST	a	30-023-A =																																																											
					32-A42-A =	OE 48510-20 262 OE 48520-20 252																																																										
			ST	a	32-D10-A = 																																																											
					32-D11-A = 																																																											
2.0 GT (ST162), 103 kW	<table border="1" style="width:100%; border-collapse: collapse; border-left: none;"> <tr> <td style="width:15%; vertical-align: top;">03.88 - 08.90</td> <td style="width:10%; text-align: center;"></td> <td style="width:5%; text-align: center;"></td> <td style="width:5%; text-align: center;">ST</td> <td style="width:5%; text-align: center;">a</td> <td style="width:20%;">30-023-A =</td> <td style="width:40%;">-&gt;09.1989</td> </tr> <tr> <td></td> <td></td> <td style="text-align: center;"></td> <td></td> <td></td> <td>87-479-A</td> <td></td> </tr> <tr> <td></td> <td style="text-align: center;"></td> <td style="text-align: center;"></td> <td style="text-align: center;">ST</td> <td style="text-align: center;">a</td> <td>32-D12-A = </td> <td>-&gt;09.1989</td> </tr> <tr> <td></td> <td></td> <td></td> <td></td> <td></td> <td>32-D13-A = </td> <td>-&gt;09.1989</td> </tr> <tr> <td></td> <td></td> <td style="text-align: center;"></td> <td></td> <td></td> <td>87-482-A</td> <td>-&gt;12.1989</td> </tr> </table>	03.88 - 08.90			ST	a	30-023-A =	->09.1989						87-479-A					ST	a	32-D12-A = 	->09.1989						32-D13-A = 	->09.1989						87-482-A	->12.1989																												
03.88 - 08.90			ST	a	30-023-A =	->09.1989																																																										
					87-479-A																																																											
			ST	a	32-D12-A = 	->09.1989																																																										
					32-D13-A = 	->09.1989																																																										
					87-482-A	->12.1989																																																										
2.0 GT (ST162), 110 kW	<table border="1" style="width:100%; border-collapse: collapse; border-left: none;"> <tr> <td style="width:15%; vertical-align: top;">01.87 - 08.90</td> <td style="width:10%; text-align: center;"></td> <td style="width:5%; text-align: center;"></td> <td style="width:5%; text-align: center;">ST</td> <td style="width:5%; text-align: center;">a</td> <td style="width:20%;">30-023-A =</td> <td style="width:40%;">-&gt;08.1987</td> </tr> <tr> <td></td> <td></td> <td></td> <td></td> <td></td> <td>32-A42-A =</td> <td>-&gt;08.1987 OE 48510-20 262 OE 48520-20 252</td> </tr> <tr> <td></td> <td></td> <td></td> <td></td> <td></td> <td>30-023-A =</td> <td>09.1987 - 09.1989</td> </tr> <tr> <td></td> <td></td> <td style="text-align: center;"></td> <td></td> <td></td> <td>87-479-A</td> <td></td> </tr> <tr> <td></td> <td style="text-align: center;"></td> <td style="text-align: center;"></td> <td style="text-align: center;">ST</td> <td style="text-align: center;">a</td> <td>32-D10-A = </td> <td>-&gt;08.1987</td> </tr> <tr> <td></td> <td></td> <td></td> <td></td> <td></td> <td>32-D11-A = </td> <td>-&gt;08.1987</td> </tr> <tr> <td></td> <td></td> <td></td> <td></td> <td></td> <td>32-D12-A = </td> <td>09.1987 - 09.1989</td> </tr> <tr> <td></td> <td></td> <td></td> <td></td> <td></td> <td>32-D13-A = </td> <td>09.1987 - 09.1989</td> </tr> <tr> <td></td> <td></td> <td style="text-align: center;"></td> <td></td> <td></td> <td>87-482-A</td> <td>-&gt;12.1989</td> </tr> </table>	01.87 - 08.90			ST	a	30-023-A =	->08.1987						32-A42-A =	->08.1987 OE 48510-20 262 OE 48520-20 252						30-023-A =	09.1987 - 09.1989						87-479-A					ST	a	32-D10-A = 	->08.1987						32-D11-A = 	->08.1987						32-D12-A = 	09.1987 - 09.1989						32-D13-A = 	09.1987 - 09.1989						87-482-A	->12.1989
01.87 - 08.90			ST	a	30-023-A =	->08.1987																																																										
					32-A42-A =	->08.1987 OE 48510-20 262 OE 48520-20 252																																																										
					30-023-A =	09.1987 - 09.1989																																																										
					87-479-A																																																											
			ST	a	32-D10-A = 	->08.1987																																																										
					32-D11-A = 	->08.1987																																																										
					32-D12-A = 	09.1987 - 09.1989																																																										
					32-D13-A = 	09.1987 - 09.1989																																																										
					87-482-A	->12.1989																																																										

<b>CELICA Coupe (_T18_) 10.89 - 01.94</b>																																				
1.6 STI (AT180) 2.0 GTi (ST182)	<table border="1" style="width:100%; border-collapse: collapse; border-left: none;"> <tr> <td style="width:15%; vertical-align: top;">10.89 - 01.94</td> <td style="width:10%; text-align: center;"></td> <td style="width:5%; text-align: center;"></td> <td style="width:5%; text-align: center;">ST</td> <td style="width:5%; text-align: center;">a</td> <td style="width:20%;">30-028-A =</td> <td style="width:40%;">for vehicles without ABS</td> </tr> <tr> <td style="vertical-align: top;">10.89 - 01.94</td> <td></td> <td style="text-align: center;"></td> <td></td> <td></td> <td>87-479-A</td> <td></td> </tr> <tr> <td></td> <td style="text-align: center;"></td> <td style="text-align: center;"></td> <td style="text-align: center;">ST</td> <td style="text-align: center;">a</td> <td>32-E02-A = </td> <td>for vehicles without ABS</td> </tr> <tr> <td></td> <td></td> <td></td> <td></td> <td></td> <td>32-E03-A = </td> <td>for vehicles without ABS</td> </tr> <tr> <td></td> <td></td> <td style="text-align: center;"></td> <td></td> <td></td> <td>87-486-A</td> <td></td> </tr> </table>	10.89 - 01.94			ST	a	30-028-A =	for vehicles without ABS	10.89 - 01.94					87-479-A					ST	a	32-E02-A = 	for vehicles without ABS						32-E03-A = 	for vehicles without ABS						87-486-A	
10.89 - 01.94			ST	a	30-028-A =	for vehicles without ABS																														
10.89 - 01.94					87-479-A																															
			ST	a	32-E02-A = 	for vehicles without ABS																														
					32-E03-A = 	for vehicles without ABS																														
					87-486-A																															
2.0 Turbo 4WD (ST185), 150 kW 2.0 Turbo 4WD (ST185), 153 kW	<table border="1" style="width:100%; border-collapse: collapse; border-left: none;"> <tr> <td style="width:15%; vertical-align: top;">10.89 - 01.94</td> <td style="width:10%; text-align: center;"></td> <td style="width:5%; text-align: center;"></td> <td style="width:5%; text-align: center;">ST</td> <td style="width:5%; text-align: center;">a</td> <td style="width:20%;">30-028-A =</td> <td style="width:40%;"></td> </tr> </table>	10.89 - 01.94			ST	a	30-028-A =																													
10.89 - 01.94			ST	a	30-028-A =																															

<b>CELICA Convertible (_T18_) 05.91 - 01.94</b>																																				
2.0 GTi (ST182)	<table border="1" style="width:100%; border-collapse: collapse; border-left: none;"> <tr> <td style="width:15%; vertical-align: top;">05.91 - 01.94</td> <td style="width:10%; text-align: center;"></td> <td style="width:5%; text-align: center;"></td> <td style="width:5%; text-align: center;">ST</td> <td style="width:5%; text-align: center;">a</td> <td style="width:20%;">30-028-A =</td> <td style="width:40%;">for vehicles without ABS</td> </tr> <tr> <td></td> <td></td> <td style="text-align: center;"></td> <td></td> <td></td> <td>87-479-A</td> <td></td> </tr> <tr> <td></td> <td style="text-align: center;"></td> <td style="text-align: center;"></td> <td style="text-align: center;">ST</td> <td style="text-align: center;">a</td> <td>32-E02-A = </td> <td>for vehicles without ABS</td> </tr> <tr> <td></td> <td></td> <td></td> <td></td> <td></td> <td>32-E03-A = </td> <td>for vehicles without ABS</td> </tr> <tr> <td></td> <td></td> <td style="text-align: center;"></td> <td></td> <td></td> <td>87-486-A</td> <td></td> </tr> </table>	05.91 - 01.94			ST	a	30-028-A =	for vehicles without ABS						87-479-A					ST	a	32-E02-A = 	for vehicles without ABS						32-E03-A = 	for vehicles without ABS						87-486-A	
05.91 - 01.94			ST	a	30-028-A =	for vehicles without ABS																														
					87-479-A																															
			ST	a	32-E02-A = 	for vehicles without ABS																														
					32-E03-A = 	for vehicles without ABS																														
					87-486-A																															

<b>CELICA SUPRA (MA61) 05.82 - 10.86</b>															
2.8 i	<table border="1" style="width:100%; border-collapse: collapse; border-left: none;"> <tr> <td style="width:15%; vertical-align: top;">05.82 - 10.86</td> <td style="width:10%; text-align: center;"></td> <td style="width:5%; text-align: center;"></td> <td></td> <td></td> <td style="width:20%;">87-479-A</td> <td style="width:40%;">01.1985-&gt;</td> </tr> <tr> <td></td> <td></td> <td style="text-align: center;"></td> <td></td> <td></td> <td>87-482-A</td> <td>01.1985-&gt;</td> </tr> </table>	05.82 - 10.86					87-479-A	01.1985->						87-482-A	01.1985->
05.82 - 10.86					87-479-A	01.1985->									
					87-482-A	01.1985->									

						t = turbo a = automatic e = eXtreme	<b>i</b>
<b>Article No.</b>							

# Toyota

<b>CELICA (_T20_) 11.93 - 11.99</b>	
1.8 i 16V (AT200/ST)	11.93 - 11.99
2.0 i 16V (ST202/GT)	11.93 - 11.99
2.0 i 16V	04.96 - 11.99
2.0 i Turbo 4WD (ST205)	02.94 - 11.99

<b>CELICA Convertible (_T20_) 11.93 - 11.99</b>	
2.0 i 16V	04.96 - 11.99

<b>COASTER</b>	
Coaster (BB 10)	08.77 - 04.82
Coaster (RB 10, 11)	08.77 - 08.80
Coaster (RB 13)	08.80 - 04.82
Coaster (BU 19, RU 19)	01.72 - 07.77

<b>COROLLA / SPRINTER (20-30)</b>	
1.4 Van (TE 36 V)	04.74 - 07.79






<b>COROLLA / SPRINTER (20-60)</b>	
1.4 (TE 30,40,50)	04.74 - 07.79
1.6 (TE 27 MQ,MBQ)	03.72 - 03.74

<b>COROLLA Hatchback (KE, TE) 10.72 - 01.80</b>	
1.6, 54 kW	09.76 - 01.80
1.6, 62 kW	09.76 - 01.80













<b>COROLLA Estate (KE) 07.75 - 01.80</b>	
1.2 (KE36)	07.75 - 01.80

<b>COROLLA Hatchback (_E7_) 09.79 - 09.83</b>	
1.3 (KE70), 44 kW	09.79 - 01.82
1.3 (KE70), 48 kW	02.82 - 05.83
1.6 (TE71), 54 kW	09.79 - 05.83
1.6 (TE71), 55 kW	09.79 - 05.83
1.6 (TE71), 63 kW	09.79 - 05.83
1.6 GT (TE71)	05.80 - 09.83






















<b>COROLLA (_E7_) 09.79 - 09.83</b>	
1.3 (KE70), 44 kW	09.79 - 06.83
1.3 (KE70), 48 kW	02.82 - 06.83

					t = turbo a = automatic e = eXtreme	<b>i</b>
<b>Article No.</b>						<b>Toyota</b>














**COROLLA (\_E7\_) 09.79 - 09.83**

1.6 (TE71)	10.82 - 09.83			ST	a	32-872-F =			
							87-485-A		
						ST	t	36-A34-0 =	
								87-482-A	
1.8 D (CE70)	01.83 - 09.83			ST	a	32-872-F =	->04.1983		
					ST	t	36-A34-0 =	->04.1983	






































**COROLLA Estate (\_E7\_) 12.79 - 08.87**






1.3 (KE70), 44 kW 1.3 (KE73G) 1.3 Van (KE71V,KE72V)	12.79 - 01.82 04.82 - 07.87 06.79 - 08.81			ST	a	27-225-5			
								87-485-A	
						ST	a	36-A36-0 =	
								87-482-A	
1.3 (KE70), 48 kW	02.82 - 08.87			ST	a	27-225-5	->05.1985		
							32-872-F =	06.1983->	
						ST	a	36-A36-0 =	
								87-482-A	
1.6 Van (TE73V) 1.8 D (CE70) 1.8 D (CE71V)	06.79 - 04.83 05.83 - 08.87 08.81 - 07.87			ST	a	32-872-F =			
					ST	a	36-A36-0 =		
									

**COROLLA / SPRINTER (80)**

1.4 (AE 80,81,82) 1.6 (EE 80)	05.83 - 04.87 05.83 - 04.87			ST	a	27-746-F =	front wheel drive		
									
						ST	a	27-033-A =⊕	front wheel drive
								27-034-A =⊕	front wheel drive
1.6 (AE 86)	08.83 - 05.85			ST	a	32-872-F =	rear wheel drive		
					ST	t	36-A34-0 =	rear wheel drive	
									



**COROLLA Hatchback (\_E8\_) 06.83 - 05.88**

1.3 (AE80)	06.83 - 09.84			ST	a	27-746-F =			
									
						ST	a	27-033-A =⊕	
								27-034-A =⊕	
									87-482-A
1.3 (EE80)	01.85 - 08.87			ST	a	27-746-F =	->04.1987		
									
						ST	a	27-033-A =⊕	->04.1987
								27-034-A =⊕	->04.1987
									89-023-0
1.6 (AE82), 54 kW 1.6 (AE82), 62 kW 1.6	08.85 - 08.87 06.83 - 08.87 07.85 - 05.88			ST	a	27-746-F =	->04.1987		
									
						ST	a	27-033-A =⊕	->04.1987
								27-034-A =⊕	->04.1987
									87-482-A
1.8 D 1.8 D (CE80)	06.83 - 05.88 06.83 - 08.87			ST	a	30-023-A =	->04.1987		
									
						ST	a	27-033-A =⊕	->04.1987
								27-034-A =⊕	->04.1987
									87-482-A
							89-023-0		































					t = turbo a = automatic e = eXtreme	<b>i</b>
<b>Article No.</b>						

## Toyota

















### COROLLA FX Hatchback (E8B) 01.85 - 05.88

1.3 1.6 GT 16V 1.8 D, 43 kW 1.8 D, 47 kW	08.85 - 08.87 08.85 - 08.87 01.85 - 05.88 08.85 - 08.87					87-482-A	->04.1987
---	--	---	---	--	--	----------	-----------





















### COROLLA (\_E8\_) 06.83 - 05.88






1.3 (AE80)	06.83 - 10.84			ST	a	27-746-F =	
				ST	a	27-033-A =Ⓢ	
				a	a	27-034-A =Ⓢ	
						89-023-0	
1.3 (AE80/EE80) 1.6 1.6 (AE82), 53 kW 1.6 (AE82), 62 kW	10.84 - 08.87 12.85 - 05.88 08.85 - 08.87 06.83 - 08.87			ST	a	27-746-F =	->04.1987
				ST	a	27-033-A =Ⓢ	->04.1987
				a	a	27-034-A =Ⓢ	->04.1987
						87-482-A	->04.1987
1.8 D, 43 kW 1.8 D, 47 kW	06.83 - 05.88 07.85 - 05.88			ST	a	30-023-A =	->04.1987 Model: CE80
				ST	a	27-033-A =Ⓢ	->04.1987 Model: CE80
				a	a	27-034-A =Ⓢ	->04.1987 Model: CE80
						87-482-A	->04.1987
						89-023-0	

### COROLLA Coupe (AE86) 05.83 - 07.87



























1.6 SR 16V	05.83 - 04.87			ST	a	32-872-F =	08.1983->
						87-473-A =Ⓢ	
				ST	t	36-A34-0 =	08.1983->
						87-482-A	10.1984 - 04.1987
1.6 16V 1.6 GT 16V (AE86)	12.85 - 04.87 08.83 - 07.87			ST	a	32-872-F =	->04.1987
						87-473-A =Ⓢ	
				ST	t	36-A34-0 =	->04.1987
						87-482-A	10.1984 - 04.1987

### COROLLA / SPRINTER (90)



















1.2 (EE 90)	05.87 - 07.89			ST	a	27-A33-A =	Installation only with threaded suspension strut
				ST	a	27-B53-F =Ⓢ	
				a	a	27-B54-F =Ⓢ	
						32-A43-A =Ⓢ	
1.4 (AE 92) Kombi 1.6 i (AE 92) Kombi	05.87 - 07.89 05.87 - 07.89			ST	a	32-A44-A =Ⓢ	
				a	a	89-023-0	
				ST	a	32-A43-A =Ⓢ	
				a	a	32-A44-A =Ⓢ	
1.6 i (AE 95)	01.87 - 12.92			ST	t	36-A34-0 =	
							

					t = turbo a = automatic e = eXtreme	<b>i</b>
<b>Article No.</b>						
<b>Toyota</b>						











**COROLLA Hatchback (\_E9\_) 07.87 - 06.93**






1.3 (EE90) 1.3 i (EE90) 1.6 (AE92), 66 kW 1.6 1.6 (AE92), 77 kW	08.87 - 02.90 06.89 - 04.92 08.87 - 04.92 08.87 - 04.92 08.89 - 04.92			ST	a	27-A33-A =	Installation only with threaded suspension strut		
				ST	a	27-B53-F =Ⓢ			
				a	a	27-B54-F =Ⓢ			
						87-484-A			
					ST	a	32-A43-A =Ⓢ		
					a	a	32-A44-A =Ⓢ		
					87-476-A Ⓢ				
					87-477-A Ⓢ				
					89-023-0				
1.6 GTI	07.87 - 06.93			ST	a	32-A42-A =	->12.1992 Model: AE92		
						87-484-A			
					ST	a	32-A43-A =Ⓢ	->12.1992 Model: AE92	
					a	a	32-A44-A =Ⓢ	->12.1992 Model: AE92	
						87-476-A Ⓢ			
						87-477-A Ⓢ			
					89-023-0				
1.8 D (CE90), 47 kW 1.8 D (CE90), 49 kW	08.87 - 04.92 08.89 - 04.92			ST	a	32-A42-A =			
						87-484-A			
					ST	a	32-A43-A =Ⓢ		
					a	a	32-A44-A =Ⓢ		
								87-476-A Ⓢ	
								87-477-A Ⓢ	
					89-023-0				

**COROLLA Hatchback (\_E9\_) 08.87 - 04.92**

















1.3 (EE90) 1.3 i (EE90) 1.6 (AE92), 66 kW 1.6 (AE92), 77 kW	08.87 - 12.89 06.89 - 04.92 08.87 - 04.92 08.89 - 04.92			ST	a	27-A33-A =	Installation only with threaded suspension strut	
				ST	a	27-B53-F =Ⓢ		
				a	a	27-B54-F =Ⓢ		
						87-484-A		
					ST	a	32-A43-A =Ⓢ	
					a	a	32-A44-A =Ⓢ	
					87-476-A Ⓢ			
					87-477-A Ⓢ			
					89-023-0			
1.6 GTi (AE92) 1.8 D (CE90), 47 kW 1.8 D (CE90), 49 kW	08.87 - 04.92 08.87 - 04.92 08.89 - 04.92			ST	a	32-A42-A =		
						87-484-A		
					ST	a	32-A43-A =Ⓢ	
					a	a	32-A44-A =Ⓢ	
						87-476-A Ⓢ		
						87-477-A Ⓢ		
					89-023-0			



























**COROLLA (\_E9\_) 07.87 - 06.93**






1.3 (EE90) 1.3 i (EE90) 1.6 (AE92)	08.87 - 12.92 06.89 - 04.92 08.87 - 12.89			ST	a	27-A33-A =	Installation only with threaded suspension strut	
				ST	a	27-B53-F =Ⓢ		
				a	a	27-B54-F =Ⓢ		
						87-484-A		
					ST	a	32-A43-A =Ⓢ	
					a	a	32-A44-A =Ⓢ	
					87-476-A Ⓢ			
					87-477-A Ⓢ			
					89-023-0			







					t = turbo a = automatic e = eXtreme  <b>Article No.</b>	<b>i</b>
---	---	---	---	---	---	----------

# Toyota














<b>COROLLA (_E9_) 07.87 - 06.93</b>										
1.6 i	11.89 - 06.93			ST	a	27-A33-A =	->12.1992	Installation only with threaded suspension strut		
				ST	a	27-B53-F =⊕	->12.1992			
				a	27-B54-F =⊕	->12.1992				
				ST	a	32-A43-A =⊕	->12.1992			
				a	32-A44-A =⊕	->12.1992				
							87-476-A ⊕			
							87-477-A ⊕			
					89-023-0					
1.8 D, 47 kW 1.8 D, 49 kW	07.87 - 06.93 11.89 - 06.93			ST	a	32-A42-A =	->12.1992	Model: CE90		
						87-484-A				
				ST	a	32-A43-A =⊕	->12.1992	Model: CE90		
				a	32-A44-A =⊕	->12.1992				
						87-476-A ⊕				
							87-477-A ⊕			
							89-023-0			

<b>COROLLA Estate (_E9_) 12.87 - 12.92</b>										
1.3 (EE90) 1.3 i (EE90)	12.87 - 12.89 06.89 - 06.92			ST	a	27-A33-A =	->07.1989	Installation only with threaded suspension strut		
				ST	a	27-B53-F =⊕	->07.1989			
				a	27-B54-F =⊕	->07.1989				
				ST	a	32-A43-A =⊕	->07.1989			
				a	32-A44-A =⊕	->07.1989				
							87-476-A ⊕			
							87-477-A ⊕			
					89-023-0					
1.6 XLI	11.89 - 06.92					87-484-A				
						87-476-A ⊕				
							87-477-A ⊕			
1.6 XLI 4X4 (AE95)	08.88 - 06.92					87-484-A				
				ST	t	36-A34-0 =				
						87-476-A ⊕				
						87-477-A ⊕				
1.8 D (CE90), 47 kW 1.8 D (CE90), 49 kW	12.87 - 06.92 08.89 - 06.92			ST	a	32-A42-A =				
						87-484-A				
				ST	a	32-A43-A =⊕				
				a	32-A44-A =⊕					
						87-476-A ⊕				
							87-477-A ⊕			
							89-023-0			














<b>COROLLA / SPRINTER (100)</b>									
1.6 i (AE 101)	05.92 - 04.97			ST	a	32-B12-A =⊕			
				a	32-B13-A =⊕				
				ST	a	32-B14-A =⊕			
				a	32-B15-A =⊕				
						89-023-0			

					t = turbo a = automatic e = eXtreme	 <b>Article No.</b>
<b>Toyota</b>						














**COROLLA Hatchback (\_E10\_) 07.92 - 04.97**

1.3 XLI (EE101_) 1.3 XLI 16V (EE101) 1.6 Si (AE101_)	09.95 - 04.97 07.92 - 09.95 07.92 - 04.97			ST	a	32-B12-A 		
						a	32-B13-A 	
							87-484-A	
				ST	a	32-B14-A 		
					a	32-B15-A 		
							87-476-A 	
					87-477-A 			
				89-023-0				














  

2.0 D (CE100_)	07.92 - 04.97			ST	a	32-C19-F 	Installation only with threaded suspension strut	
						a	32-B12-A 	
						a	32-B13-A 	
				ST	a	32-B14-A 		
					a	32-B15-A 		
							87-476-A 	
					87-477-A 			
				89-023-0				














**COROLLA Hatchback (\_E10\_) 07.92 - 04.97**

1.3 XLI (EE101_) 1.6 GLI (AE101_)	07.92 - 04.97 07.92 - 04.97			ST	a	32-B12-A 		
						a	32-B13-A 	
							87-484-A	
				ST	a	32-B14-A 		
					a	32-B15-A 		
							87-476-A 	
					87-477-A 			
				89-023-0				








  






2.0 D (CE100_)	07.92 - 04.97			ST	a	32-C19-F 	Installation only with threaded suspension strut	
						a	32-B12-A 	
						a	32-B13-A 	
				ST	a	32-B14-A 		
					a	32-B15-A 		
							87-476-A 	
					87-477-A 			
				89-023-0				

**COROLLA (\_E10\_) 07.92 - 04.97**














1.3 XLI (EE101_) 1.3 XLI 16V (EE101)	09.95 - 04.97 07.92 - 09.95			ST	a	32-B12-A 		
						a	32-B13-A 	
							87-484-A	
				ST	a	32-B14-A 		
					a	32-B15-A 		
							87-476-A 	
					87-477-A 			
				89-023-0				







1.6 Si (AE101_) 2.0 D (CE100_)	09.95 - 04.97 07.92 - 04.97					87-484-A	
							87-476-A 
						87-477-A 	

					t = turbo a = automatic e = eXtreme  <b>Article No.</b>	<b>i</b>
<b>Toyota</b>						















**COROLLA Estate (\_E10\_) 07.92 - 04.97**

1.3 XLI (EE101_) 1.3 XLI 16V (EE101_) 1.6 Si (AE101_)	09.95 - 04.97 07.92 - 09.95 07.92 - 04.97			ST	a	32-B12-A 			
					a	32-B13-A 			
						87-484-A			
						ST	a	32-B14-A 	
							a	32-B15-A 	
								87-476-A 	
		87-477-A 							
				89-023-0					








  

1.8 16V 4WD (AE103_)	09.95 - 04.97					87-484-A	
						87-476-A 	
						87-477-A 	








  

2.0 D (CE100_)	07.92 - 04.97			ST	a	32-C19-F 	Installation only with threaded suspension strut		
					a	32-B12-A 			
					a	32-B13-A 			
						87-484-A			
						ST	a	32-B14-A 	
							a	32-B15-A 	
								87-476-A 	
		87-477-A 							
				89-023-0					













**COROLLA Hatchback (\_E11\_) 04.97 - 01.02**

1.3 12V (EE 110)	04.97 -			ST	a	32-E48-A 	
					a	32-E49-A 	
						ST	a
	a	27-D11-A 					












  

1.3 16V (EE 111)	04.97 -			ST	a	32-E48-A 	
					a	32-E49-A 	
						ST	a
	a	32-E53-A 					












  

1.4 (EE111_)	04.97 - 02.00			ST	a	32-E48-A 			
					a	32-E49-A 			
						87-484-A			
						ST	a	32-E52-A 	
							a	32-E53-A 	
				87-476-A 					
				87-477-A 					







  

1.6 Aut. (AE111_) 1.6 (AE111_)	04.97 - 02.00 04.97 - 02.00			ST	a	32-E48-A 	
					a	32-E49-A 	
						87-484-A	
						ST	a
	a	32-E53-A 					
		87-476-A 					
				87-477-A 			





















  

2.0 D (CE110_)	04.97 - 02.00			ST	a	32-E50-A 	
					a	32-E51-A 	
						87-484-A	
						ST	a
	a	32-E53-A 					
				87-476-A 			
				87-477-A 			























					t = turbo a = automatic e = eXtreme	 <b>Article No.</b>
<b>Toyota</b>						











































**COROLLA Hatchback (\_E11\_) 04.97 - 01.02**






1.4 (EE111_) 1.6 Aut. (AE111_) 1.6 (AE111_)	04.97 - 02.00 04.97 - 02.00 04.97 - 02.00			ST	a	32-E48-A 	
					a	32-E49-A 	
						87-484-A	
				ST	a	32-E52-A 	
					a	32-E53-A 	
						87-476-A 	
					87-477-A 		
2.0 D (CE110)	04.97 - 02.00			ST	a	32-E50-A 	
					a	32-E51-A 	
						87-484-A	
				ST	a	32-E52-A 	
					a	32-E53-A 	
						87-476-A 	
					87-477-A 		

**COROLLA (\_E11\_) 04.97 - 01.02**

1.4 (EE111_) 1.6 Aut. (AE111_) 1.6 (AE111_)	04.97 - 02.00 04.97 - 02.00 04.97 - 02.00			ST	a	32-E48-A 	
					a	32-E49-A 	
						87-484-A	
				ST	a	32-E52-A 	
					a	32-E53-A 	
						87-476-A 	
					87-477-A 		
2.0 D (CE110_)	04.97 - 02.00			ST	a	32-E50-A 	
					a	32-E51-A 	
						87-484-A	
				ST	a	32-E52-A 	
					a	32-E53-A 	
						87-476-A 	
					87-477-A 		


**COROLLA Estate (\_E11\_) 04.97 - 01.02**

1.3 12V (EE 110)	04.97 -			ST	a	32-E48-A 			
					a	32-E49-A 			
				ST	a	27-D10-A 			
					a	27-D11-A 			
1.6 Automatic (AE 111)	04.97 -			ST	a	32-E48-A 			
					a	32-E49-A 			
				ST	a	32-E52-A 			
					a	32-E53-A 			
1.4 (EE111_) 1.6 Aut. (AE111_) 1.6 (AE111_)	04.97 - 02.00 04.97 - 02.00 04.97 - 02.00			ST	a	32-E48-A 			
					a	32-E49-A 			
						87-484-A			
				ST	a	32-E52-A 			
					a	32-E53-A 			
						87-476-A 			
					87-477-A 				
1.8 AWD (AE115_)	04.97 - 01.02					87-484-A			
						87-476-A 			
								87-477-A 	
2.0 D (CE110_)	04.97 - 02.00			ST	a	32-E50-A 			
					a	32-E51-A 			
						87-484-A			
				ST	a	32-E52-A 			
					a	32-E53-A 			
						87-476-A 			
					87-477-A 				



					t = turbo a = automatic e = eXtreme	<b>i</b>
<b>Article No.</b>						

# Toyota


## CORONA Hatchback (TT) 06.79 - 07.81

1.8	06.79 - 07.81			ST	a	32-872-F =	Model: TT132
				ST	a	36-A36-0 =	Rim Size [inches]: 14
				ST	a		Model: TT132







## CORONA (100)

1.6 (RT 106 V, RT 108 V) 1.6 (TT 106 V) 1.8 (RT 106 V, RT 108 V) 1.8 (TT 106 V)	08.73 - 08.78			ST	a	27-C10-0	Model: MPV
1.6 (RT 116) 1.8 (RT 117) 2.0 (RT 117)	08.73 - 08.78			ST	a	30-011-A =	Model: Estate




## CORONA (100-120)

1.6 (RT 100,110,120) 1.6 (TT 100,110,120) 1.8 (RT 100,110,120) 1.8 (TT 100,110,120) 2.0 (TT 100,110,120) 2.0 (RT 100,110,120)	08.73 - 08.78			ST	t	36-A34-0 =	






## CORONA (130)

1.6 (RT 130, TT 133) 1.9 (XT 130)	09.78 - 12.81			ST	a	32-872-F =	Rim Size [inches]: 14
2.0 (RT 132, RT 133)	09.78 - 12.81			ST	a	36-A36-0 =	
1.6 (RT/TT 131, RT 133) 1.8 (RT/TT 131, RT 133)	09.78 - 12.81			ST	a	32-676-F =	Rim Size [inches]: 13
2.0 (RT/TT 131, RT 133)	09.78 - 12.81			ST	a	36-A36-0 =	Rim Size [inches]: 13
1.8 (TT 132)	09.78 - 12.81			ST	a	32-872-F =	Rim Size [inches]: 14
				ST	a	36-A36-0 =	Rim Size [inches]: 14


## CORONA (140)

1.5 (AT 140, RT 140) 1.8 (ST 140) 1.8 D (CT 140)	01.82 - 12.86			ST	a	32-676-F =	Rim Size [inches]: 13
1.6 (RT 140, TT 140) 1.8 (RT 140, TT 140) 2.0 (RT 140, TT 140)	01.82 - 12.86			ST	a	36-A36-0 =	Rim Size [inches]: 13
1.6 (RT 140, TT 140) 1.8 (RT 140, TT 140) 2.0 (RT 140, TT 140)	01.82 - 12.86			ST	a	32-872-F =	Rim Size [inches]: 14



## CORONA Kombi (130-140)








1.5 (AT 140, ST 140)	01.82 - 12.86			ST	a	32-676-F =	
				ST	a	36-A36-0 =	
1.6 (CT 140, TT 140) 1.6 (RT 130, TT 133)	01.82 - 12.86			ST	a	32-676-F =	
1.8 (CT 140, TT 140)	01.82 - 12.86			ST	a	32-891-0	
1.8 (TT 132)	09.78 - 12.81						
2.0 (RT 132, XT 130)	09.78 - 12.81						
1.6 (CT 147 V, TT 147 V) 1.6 (RT 137 V, TT 137 V) 1.8 (CT 147 V, TT 147 V) 1.8 (RT 137 V, TT 137 V)	01.82 - 12.86			ST	a	32-676-F =	Model: MPV

## CORONA MARK II



1.7 (RX 16 V, 17 V)	01.72 - 11.76			ST	a	27-C10-0	Model: MPV
---------------------	---------------	---	--	----	---	----------	------------

## CORONA (RX, RT) 12.75 - 01.81



1.8 (TT1)	06.79 - 01.81			ST	a	32-872-F =	Model: TT132
				ST	a	36-A36-0 =	Rim Size [inches]: 14
							Model: TT132

						t = turbo a = automatic e = eXtreme		<b>Article No.</b>
Toyota								





### CRESSIDA Kombi

2.4 TD (LX 70)	11.84 - 09.86			ST	a	36-A36-0 ▢	rigid axle
2.8 (MX 72)	11.84 - 09.86						



### CRESSIDA Estate (X6K) 09.80 - 03.85

2.0	02.81 - 03.85			ST	a	36-A36-0 ▢	->07.1984 Model: RX60 rigid axle
2.2 D	06.81 - 03.85						->07.1984 Model: LX60 rigid axle



### CROWN

2.0 (MS 80,82,85)	10.74 - 09.79			ST	a	32-891-0	
2.0 (MS 90,92,95)	10.74 - 09.79						
2.0 (RS 110)	09.79 - 07.83						
2.0 (RS 80)	10.74 - 10.80						
2.6 (MS 111)	09.79 - 07.80						
2.6 (MS 80,82,85)	10.74 - 09.79						
2.6 (MS 90,92,95)	10.74 - 09.79						
2.6 (RS 80)	10.74 - 09.79						
2.0 (YS 120)	08.83 - 08.87			ST	a	32-891-0	rigid axle
2.4 D (LS 120)	08.83 - 08.87						



### CROWN Kombi

2.2 D (LS 110)	09.79 - 07.83			ST	a	32-891-0	rigid axle
2.6 (MS 111)	09.79 - 08.80						
2.8 (MS 122)	08.83 - 08.87						







### CROWN (\_S1\_) 04.80 - 03.85

2.7 SI (MS112)	04.80 - 07.83			ST	a	32-891-0	
2.7 i Super Saloon (S12)	02.84 - 03.85						Model: MS122 rigid axle
2.2 D (LS110_)	04.80 - 07.83						Model: LS110



### CROWN Estate (\_S1\_) 09.80 - 09.83

2.7 (MS1K)	09.80 - 09.83			ST	a	32-891-0	Model: MS112 rigid axle
------------	---------------	---	---	----	---	----------	----------------------------











### DYNA


Dyna (BU 20, 30)	08.77 - 11.84			ST	a	30-011-A =	
Dyna (BU 35, 36)	08.80 - 08.84						
Dyna (HU 30)	08.77 - 04.81						
Dyna (HU 50)	04.82 - 08.84						
Dyna (JU 20)	08.77 - 04.79						
Dyna (RU 20, 30)	08.77 - 08.84						
Dyna (RU, JU, BU 10, 12, 15)	02.69 - 07.77						
Dyna (RU, JU, BU 10, 12, 15H)	02.69 - 07.77						
Dyna (HU 15 H)	01.72 - 07.77			ST	a	30-011-A =	
				ST	a	30-011-A =	

### DYNA 100

1800 (YH 81)	08.85 - 05.95			ST	a	30-017-0	Equipment Variation: Pick-up
2400 Diesel (LH 80)	08.85 - 05.95						Equipment Variation: Pick-up

### HIACE

1600 (RH 11)	11.82 - 07.85			ST	a	30-016-0	Equipment Variation: Pick-up
				ST	a	32-D56-0	Equipment Variation: Pick-up
2000 (LH 50,60)	12.82 - 01.84			ST	a	30-077-A =●	
				ST	a	27-C25-0	
2000 (RH 25,32,42)	02.77 - 11.82			ST	a	32-D56-0	



t = turbo  
a = automatic  
e = eXtreme

Article No.



# Toyota







## HIACE

2000 (YH 61)	02.84 - 08.89			ST	a	30-077-A =●	
				ST	a	30-A42-A =	
2000 Kombi (RH 22)	02.77 - 11.82			ST	a	30-001-0	
				ST	a	27-C25-0	
2200 4WD Van (YH 56)	08.86 - 08.89			ST	a	32-E04-0	
					a	32-F23-A =	
2200 4WD Van long (YH 66)	08.86 - 08.89						
2400 D 4WD Van long (LH 66)	08.86 - 08.89						
2400 (RZH 115)	08.89 - 05.92			ST	a	30-A46-A =	
				ST	a	27-C64-A =	
2400 4WD (RCH 18,28)	08.96 - 04.98			ST	a	32-E04-0	
					a	32-F23-A =	
				ST	a	32-E65-A =	
2400 D (LXH 12/22)	08.96 -			ST	a	30-A46-A =	
				ST	a	32-E64-A =	
2400 TD (LCH 12,22)	08.96 -			ST	a	30-A46-A =	
				ST	a	32-E64-A =	
2400 D 4WD (LH 108,118)	08.89 - 05.92			ST	a	32-E04-0	
					a	32-F23-A =	
				ST	a	30-A45-A =	
2400 D 4WD (LXH 18,28)	08.96 -			ST	a	32-E04-0	
					a	32-F23-A =	
				ST	a	32-E65-A =	
2400 TD 4WD (LCH 18,28)	08.96 -			ST	a	32-E65-A =	
				ST	a	32-E65-A =	
2700 4WD (RCH 19,29)	04.98 -			ST	a	32-E65-A =	
HiAce (LH 20, 30, 40)	02.77 - 11.82			ST	a	30-001-0	
HiAce (LH10, RH10)	10.67 - 01.77			ST	a	30-011-A =	
HiAce (RH 20, 30, 40)	02.77 - 11.82				a	32-D56-0	













## HILUX Pickup (\_N\_)

### 01.84 -































1.8 (YN85_, YN90_)	06.89 - 07.94			ST	a	30-075-A =	
				ST	a	30-072-A =	->10.1991 Model: YN85
					a	27-B68-A =	10.1991-> Model: YN85
2.2 4WD (YN106_, YN110_)	01.87 - 12.89			ST	a	30-070-A =	08.1988-> Model: YN110
				ST	a	32-F84-A =Ⓢ	08.1988-> Model: YN110
					a	32-F85-A =Ⓢ	08.1988-> Model: YN110
2.4 i 4WD, 84 kW	06.89 -			ST	a	30-070-A =	Model: RN106,110
				ST	a	32-F84-A =Ⓢ	Model: RN106,110
					a	32-F85-A =Ⓢ	Model: RN106,110
2.4 i 4WD, 103 kW	08.97 -			ST	a	30-070-A =	Model: RZN168, 173
				ST	a	27-D42-A =Ⓢ	Model: RZN168, 173
					a	27-D43-A =Ⓢ	Model: RZN168, 173
2.4 D, 55 kW	07.98 - 01.02			ST	a	30-075-A =	Model: LN145, 150
				ST	a	27-D45-0	08.1997-> Equipment Variation: Doppelkabine Model: LN145
					a	27-D44-0	not for equipment variation: Doppelkabine Model: LN145
			a	27-D44-0	Model: LN150		

					t = turbo a = automatic e = eXtreme	Article No.		<b>Toyota</b>
---	---	---	---	---	---	-------------	---	---------------





**HILUX Pickup (\_N\_) 01.84 -**

2.4 D, 58 kW 2.4 D, 59 kW 2.4 D, 61 kW	03.95 - 01.92 - 03.89 -			ST	a	30-075-A =	08.1997-> Model: LN145, 150
				ST	a	27-D44-0	08.1997-> not for equipment variation: Doppelkabine Model: LN145
					a	27-D44-0	08.1997-> Model: LN150
					a	27-D45-0	08.1997-> Equipment Variation: Doppelkabine Model: LN145
2.4 D 4WD, 58 kW 2.4 D 4WD, 61 kW	01.94 - 08.88 -			ST	a	30-070-A =	Model: LN108,110
				ST	a	32-F84-A =Ⓢ	Model: LN108,110
					a	32-F85-A =Ⓢ	Model: LN108,110
2.4 TD 4WD	08.98 - 01.02			ST	a	30-070-A =	Model: RZN165, 170
				ST	a	27-D42-A =Ⓢ	Model: RZN165, 170
					a	27-D43-A =Ⓢ	Model: RZN165, 170





**HILUX**






1.8 (YN 85) 1.8 (LN 85) 2.4 D (YN 85) 2.4 D Normalkabine (LN 85)	10.91 - 10.91 - 10.91 - 10.91 -			ST	a	30-075-A =	Equipment Variation: Pick-up
				ST	a	27-B68-A =	Equipment Variation: Pick-up
2.4 D (LN 145) 2.4 D (LN 150)	08.97 - 08.97 -			ST	a	30-075-A =	Equipment Variation: Pick-up
				ST	a	27-D44-0	
					a	27-D45-0	Equipment Variation: Doppelkabine
2.4 D (LN 85) 2.4 D Doppelkabine (LN 85) Hi-Lux (LN50,51,55,56) Hi-Lux (RN50,55) Hi-Lux (YN50,51,52,55) Hi-Lux (YN56,57,58)	08.88 - 10.91 10.91 - 08.83 - 08.88 08.83 - 08.88 08.83 - 08.88 08.83 - 08.88			ST	a	30-075-A =	Equipment Variation: Pick-up
				ST	a	30-072-A =	Equipment Variation: Pick-up
2.4 D (LN 90)	08.88 - 08.91			ST	a	30-075-A =	Equipment Variation: Pick-up
2.4 i (RZN 168) 2.4 i (RZN 173) 2.4 i 4WD (RZN 173) 2.4 TD (LN 165) 2.4 TD (LN 170)	08.97 - 08.97 - 08.97 - 08.97 - 08.97 -			ST	a	30-070-A =	Equipment Variation: Pick-up
				ST	a	27-D42-A =Ⓢ	Equipment Variation: Pick-up
					a	27-D43-A =Ⓢ	Equipment Variation: Pick-up
2.4 TD 4WD (LN 170)	08.97 -			ST	a	27-D42-A =Ⓢ	Equipment Variation: Pick-up
					a	27-D43-A =Ⓢ	Equipment Variation: Pick-up
Hi-Lux (LN 30, 40) Hi-Lux (RN10,13,15,16) Hi-Lux (RN20,22,25,27) Hi-Lux (RN30,31,40,41)	09.79 - 03.84 03.68 - 04.72 05.72 - 07.78 08.78 - 03.84			ST	a	30-001-0	Equipment Variation: Pick-up
				ST	a	30-011-A =	Equipment Variation: Pick-up
Pickup 4WD (LN 105) Pickup 4WD (YN 106)	08.88 - 08.88 -			ST	a	30-078-A =Ⓢ	
				ST	a	30-073-A =	
Pickup 4WD (LN 36/46) Pickup 4WD (RN 36/39) Pickup 4WD (YN 60/62/65/67)	01.79 - 10.83 01.79 - 10.83 11.83 - 08.88			ST	a	30-078-A =Ⓢ	

**LAND CRUISER HZ..**





HZJ (80)	01.90 - 12.98			ST	a	32-F79-A =	
				ST	a	32-F77-A =	

**LAND CRUISER KZ..**













































KZJ (80)	08.92 - 12.98			ST	a	32-F78-A =	
KZJ (70, 73, 77)	05.93 - 05.96			ST	a	32-G01-A =	

					t = turbo a = automatic e = eXtreme	<b>i</b>
<b>Article No.</b>						
<b>Toyota</b>						





**LAND CRUISER RJ..**

RJ (70,73)	01.90 - 04.96			ST	a	32-F78-A =	
				ST	a	32-G01-A =	









**LAND CRUISER (\_J7\_) 11.84 -**

2.4 (RJ70_, RJ73_), 77 kW 2.4 (RJ70_, RJ73_), 81 kW	11.84 - 05.93 11.84 - 05.93			ST	a	32-F78-A =	01.1990-> Model: 70,73
				ST	a	32-F59-0	->12.1989 Model: 70,73
				ST	a	32-F58-0 ☉	->12.1989 Model: 70,73
				ST	a	32-G01-A =	01.1990-> Model: 70,73
				ST	a	32-F57-0 ☉	->12.1989 Model: 70,73
2.4 (RJ70_V, RJ73_V)	12.88 - 12.96			ST	a	32-F78-A =	->04.1996 01.1990->
				ST	a	32-F59-0	->12.1989 70/73
				ST	a	32-F58-0 ☉	->12.1989 70/73
				ST	a	32-G01-A =	->04.1996 01.1990->
				ST	a	32-F57-0 ☉	->12.1989 70/73
2.4 D (LJ70_)	11.84 - 10.85			ST	a	32-F59-0	70/73/77
				ST	a	32-F58-0 ☉	70/73/77
				ST	a	32-F57-0 ☉	70/73/77
2.4 TD (LJ70_, LJ73_)	10.85 - 05.90			ST	a	32-F78-A =	01.1990-> 70/73/77/79
				ST	a	32-F59-0	->12.1989 70/73/77
				ST	a	32-F58-0 ☉	->12.1989 70/73/77
				ST	a	32-G01-A =	01.1990-> 70/73/77/79
				ST	a	32-F57-0 ☉	->12.1989 70/73/77
2.4 TD (LJ70)	01.90 - 05.93			ST	a	32-F78-A =	70/73/77/79
				ST	a	32-G01-A =	70/73/77/79
3.0 TD (KZJ70_, KZJ73_, KZJ77_)	05.93 - 05.96			ST	a	32-F78-A =	70/73/77
				ST	a	32-G01-A =	70/73/77





**LAND CRUISER Open Off-Road Vehicle (\_J7\_) 07.90 - 05.96**






2.4 TD (LJ77)	07.90 - 05.96			ST	a	32-F78-A =	
3.0 TD	05.93 - 05.96			ST	a	32-G01-A =	

**LAND CRUISER 80 (\_J8\_) 01.90 - 12.97**







4.0 (FJ80_)	01.90 - 08.92			ST	a	32-F79-A =	Model: 80
				ST	a	32-F77-A =	
4.2 TD (HDJ80)	01.90 - 12.97			ST	a	32-F79-A =	->08.1992 80/81
				ST	a	32-F77-A =	->08.1992

**LAND CRUISER 90 (\_J9\_) 04.96 -**









3.4 i 24V (VZJ90_, VZJ95_) 3.0 TD (KZJ90_, KZJ95_)	04.96 - 04.96 -			ST	a	27-D67-A =	
				ST	a	32-F48-A =	

					t = turbo a = automatic e = eXtreme	<b>i</b>
<b>Article No.</b>						
<b>Toyota</b>						









### LITE-ACE

Lite Ace (KM 10, 11)	05.71 - 09.79			ST	a	30-011-A =	Model: MPV Model: Pickup
Lite Ace (KM 20, CM 20)	10.79 - 10.85			ST	a	30-011-A =	
Lite Ace (KM 30, 31)	11.85 - 08.88			ST	a	30-A01-0 =	Model: MPV
Lite Ace (KM 36, CM 35)	11.85 - 08.88						
Lite Ace (KM 36, CM 36)	08.88 - 01.92						









### LITE-ACE (R 2)

1.5 (KR 21)	01.92 - 05.94			ST	a	27-B65-A =	
2.0 D (CR 21)	01.92 - 01.95						
2.2 (YR 22)	01.92 - 01.95			ST	a	27-C63-A =	
1.5 (KR 27)	01.92 - 05.94			ST	a	27-B65-A =	Model: MPV
2.0 D (CR 27)	01.92 - 01.95						
2.2 (YR 29)	01.92 - 01.95			ST	a	27-B67-A =	Model: MPV









### LITE-ACE Bus, Van, Wagon

1.5 (CM 20)	10.82 - 11.83			ST	a	30-001-0	
1.8 (CM 20)	10.82 - 11.83					30-A01-0 =●	
1.8 D (CM 20)	10.82 - 08.85			ST	a	27-C25-0	
1.8 D (CM 35)	10.85 - 08.88			ST	a	30-A01-0 =	
				ST	a	30-A06-0 =	





### MODELL F Bus (\_R2\_,31) 11.82 - 01.90

1.8 De Luxe (YR20)	11.82 - 08.84			ST	a	30-001-0	
						30-A01-0 =	
				ST	a	27-C63-A =	
2.0 Super (YR21)	08.84 - 08.88			ST	a	30-001-0	->07.1985
						30-A01-0 =	
				ST	a	27-C63-A =	









### MODELL F / Space Cruiser

2.0 (YR 21)	08.84 - 07.85			ST	a	30-001-0	
2.0 D (CR 21)	08.83 - 08.84					30-A01-0 =●	
				ST	a	27-C63-A =	
2.2 (YR 22)	08.86 - 08.88			ST	a	30-A01-0 =	
				ST	a	27-C63-A =	









### PASEO






1.5 (EL54)	08.95 -			ST	a	32-E46-A =Ⓢ	
						32-E47-A =Ⓢ	
				ST	a	27-D09-A =	

### PASEO (EL54) 08.95 - 07.99







1.5 16V	08.95 - 07.99			ST	a	32-E46-A =Ⓢ	
						32-E47-A =Ⓢ	
				ST	a	87-487-A	
				ST	a	27-D09-A =	
				ST	a	87-475-A	

### PASEO Convertible (EL54) 10.96 - 03.99























1.5 16V	10.96 - 03.99			ST	a	32-E46-A =Ⓢ	
						32-E47-A =Ⓢ	
				ST	a	87-487-A	
				ST	a	27-D09-A =	
				ST	a	87-475-A	

					t = turbo a = automatic e = eXtreme	<b>i</b>
<b>Article No.</b>						
<b>Toyota</b>						



**PICNIC**

2.0 i (SXM 10)	09.96 - 09.96 -			ST	a	32-E61-A 	Model: MPV
					a	32-E62-A 	Model: MPV
2.2 TD (CXM 10)				ST	a	27-D12-A =	Model: MPV





**PREVIA (TCR1\_,2\_) 05.90 - 08.00**

2.4	05.90 - 08.00			ST	a	32-C20-F 	Model: TCR10 rigid axle				
					a	32-C20-F 	Model: TCR11 independent wheel suspension				
					a	32-C21-F 	Model: TCR10 rigid axle				
					a	32-C21-F 	Model: TCR11 independent wheel suspension				
								87-488-A	->12.1997		
								ST	a	32-E63-A =	Model: TCR10 rigid axle
								ST	a	30-A43-A =	Model: TCR11 independent wheel suspension
2.4 4WD	05.90 - 08.00			ST	a	32-C20-F 	Model: TCR20 rigid axle				
					a	32-C20-F 	Model: TCR21 independent wheel suspension				
					a	32-C21-F 	Model: TCR20 rigid axle				
					a	32-C21-F 	Model: TCR21 independent wheel suspension				
								87-488-A	->12.1997		
								ST	a	32-E63-A =	Model: TCR20 rigid axle
								ST	a	30-A43-A =	Model: TCR21 independent wheel suspension










**RAV 4 I (SXA1\_) 06.94 - 06.00**

2.0 16V	06.94 - 06.00			ST	a	32-C80-A =	SXA10/11
					a	27-B66-A =	SXA10/11





**STARLET (KP6\_) 02.78 - 12.84**

1.0 (KP60)	02.78 - 09.84			ST	a	27-956-5					
					1.2 S (KP62)	10.78 - 08.82		ST	a	32-658-5 =	
					1.3 S (KP61)	08.82 - 09.84		a	36-A37-0 =		




**STARLET Estate (KP6\_) 02.78 - 12.84**

1.0 (KP60)	02.78 - 09.84			ST	a	27-956-5	01.1979->
							ST
1.2	02.78 - 09.82			ST	a	27-956-5	10.1978-> Model: KP62V
							ST
1.3 (KP61V)	06.80 - 08.84			ST	a	27-956-5	
							ST






**STARLET (\_P7\_) 10.84 - 12.89**











































1.0 (EP70L)	10.84 - 12.89			ST	a	27-A14-A =					
					1.3 (EP71L)	10.84 - 12.89		ST	a	27-A15-A =	
					1.5 D (NP70L)	12.86 - 12.89		a	87-490-R		














**STARLET Van**



1.0 (EP76V)	09.84 - 11.89			ST	a	27-A14-A =	
					1.3 (EP76V)	09.84 - 11.89	





























					t = turbo a = automatic e = eXtreme	<b>i</b>
<b>Article No.</b>						
<b>Toyota</b>						





<b>STARLET (_P8_)</b>		<b>12.89 - 03.96</b>					
1.0 (EP80_) 1.3 Turbo (EP 81)	12.89 - 12.92			ST a	32-B16-A = 		
	12.89 - 04.94			ST a	32-B17-A = 		
1.0 (EP 80)	12.89 - 01.96			ST a	32-B16-A = 		
				ST a	32-B17-A = 		
1.3 12V (EP81) CAT	12.89 - 03.96			ST a	32-B16-A = 	->04.1994	
				ST a	32-B17-A = 	05.1994->	
						87-487-A	
				ST a	27-A87-A =	->04.1994	
				ST a	27-D09-A =	05.1994 - 01.1996	
						87-475-A	05.1994->
1.5 D (NP80_)	12.89 - 03.96			ST a	32-B16-A = 		
				ST a	32-B17-A = 		
						87-487-A	
				ST a	27-A87-A =	->04.1994	
		ST a	27-D09-A =	05.1994->			
				87-475-A	05.1994->		
				87-490-R	->05.1994		







<b>STARLET (EP91)</b>		<b>04.96 - 03.99</b>					
1.3 i (EP 91)	01.96 -			ST a	32-E46-A = 		
				ST a	32-E47-A = 		
1.3	04.96 - 03.99			ST a	32-E46-A = 		
						87-487-A	
				ST a	27-D09-A =		

<b>STOUT</b>						
Stout (RK 100, RK 101)	01.63 - 12.68			ST a	30-011-A =	
Stout (RK 45, RK 47)	01.60 - 12.68					
Stout (RK40, R40V, R43)	01.63 - 12.68					







<b>TERCEL (_L1_, _L2_)</b>		<b>03.79 - 01.88</b>					
1.3 (AL20)	05.82 - 01.88			ST a	27-A16-0	->08.1984	
						87-478-A	
				ST a	27-A17-A = 	->08.1984	
				ST a	27-A18-A = 	->08.1984	
						87-482-A	



<b>TERCEL (AL2_)</b>		<b>10.82 - 01.88</b>				
1.4 4WD (AL25) 1.4 4WD	05.86 - 01.88					87-478-A
	10.82 - 01.88			ST t	36-A34-0 =	
				a	27-782-0	
1.5 (AL 20,21)	05.82 - 08.84			ST a	27-A16-0	
				ST a	27-A17-A = 	
						27-A18-A = 









<b>YARIS (_CP10)</b>		<b>04.99 -</b>				
1.0 16V (SCP10_) 1.3 16V (NCP10_)	04.99 -			ST a	32-F19-A =	
	11.99 -			ST a	27-D41-A =	









					t = turbo a = automatic e = eXtreme	
<b>Article No.</b>						









# Toyota








<b>4 RUNNER (_N130)</b>		<b>08.87 - 03.96</b>				
3.0 V6 (VZN 130)	07.90 - 11.95			ST a	30-070-A =	
3.0 Turbo-D (KZN 130)	10.93 - 03.96			ST a	30-A39-A =	
2.4 TD (LN130)	08.89 - 11.95			ST a	30-070-A =	

<b>HIACE I Bus (_H_)</b>		<b>01.79 - 12.84</b>				
1.6	01.79 - 12.84			ST a	32-D56-0	->11.1982 Model: RH10,20,30





<b>HIACE II Bus (H5_)</b>		<b>03.83 - 11.89</b>				
1.8 (H5G)	03.83 - 11.89			ST a	30-077-A =●	->08.1986 YH50/60
				ST a	27-C25-0	->01.1984 YH50/60
					a	30-A42-A =
2.0 (H5G)	01.85 - 08.89			ST a	30-077-A =●	->08.1986 Model: YH51
				ST a	30-A42-A =	->08.1986 Model: YH51
2.4 D 4WD (H5F)	01.87 - 01.88			a	32-E04-0	Model: LH56
				a	32-F23-A =●	Model: LH56
				ST a	27-C64-A =	Model: LH56
2.4 D (H5G)	08.84 - 08.89			ST a	30-077-A =●	Model: LH51,61
				ST a	30-A42-A =	Model: LH51,61

<b>HIACE II Box (H5_)</b>		<b>03.83 - 11.89</b>				
1.8	03.83 - 11.89			ST a	30-077-A =●	->08.1986 YH50/60
				ST a	27-C25-0	->01.1984 YH50/60
					a	30-A42-A =
2.2 D	03.83 - 11.89			a	30-077-A =●	->01.1984 Model: YH71,LH70
				a	30-077-A =●	02.1984 - 08.1989 Model: LH71
				ST a	30-016-0	->07.1985 Model: LH11 Equipment Variation: Pick-up
				ST a	27-C25-0	->01.1984 Model: YH71,LH70
					a	32-D56-0
2.4 D	05.84 - 11.89			ST a	30-077-A =●	->08.1989 Model: LH51,61
				ST a	30-A42-A =	->08.1989 Model: LH51,61

















<b>HIACE III Bus (_H10_)</b>		<b>08.89 - 08.95</b>				
2.0 (RZH102)	08.89 - 08.95			ST a	30-A46-A =	Model: RZH102,112
				ST a	27-C64-A =	Model: RZH102,112
2.4 (RZH103)	08.89 - 08.95			ST a	30-A46-A =	Model: RZH103,113
				ST a	27-C64-A =	Model: RZH103,113
2.4 4WD	08.89 - 08.95			a	32-E04-0	Model: RZH109,119
				a	32-F23-A =●	Model: RZH109,119
				ST a	30-A45-A =	Model: RZH109,119

						t = turbo a = automatic e = eXtreme	 <b>Article No.</b>	<b>i</b>
<b>Toyota</b>								





**HIACE III Bus (\_H10\_) 08.89 - 08.95**

2.4 D (LH102)	08.89 - 08.95			ST	a	30-A46-A =	Model: LH102,112
2.4 D	10.93 - 08.95			ST	a	27-C64-A =	Model: LH102,112









**HIACE III Box (\_H10\_) 08.89 - 08.95**

2.0	02.90 - 08.95			ST	a	30-A46-A =	Model: RZH102,112
				ST	a	27-C64-A =	Model: RZH102,112
2.4	08.89 - 08.95			ST	a	30-A46-A =	Model: RZH103,113
				ST	a	27-C64-A =	Model: RZH103,113
2.4 4WD	08.89 - 08.95			ST	a	32-E04-0	Model: RZH109,119
						32-F23-A =●	Model: RZH109,119
				ST	a	30-A45-A =	Model: RZH109,119
2.4 Diesel	02.90 - 08.95			ST	a	30-A46-A =	Model: LH102,112
				ST	a	27-C64-A =	Model: LH102,112



**HIACE IV Bus (\_H1\_, \_H2\_) 08.95 -**

2.4 (RCH12_, RCH22_)	08.95 - 04.98			ST	a	30-A46-A =	Model: RCH12,22
				ST	a	32-E64-A =	Model: RCH12,22









**LITEACE Box (M2\_V) 10.79 - 10.86**






1.3	10.79 - 08.85			ST	a	30-001-0	10.1982 - 11.1983 Model: CM20
						30-A01-0 =●	10.1982 - 11.1983 Model: CM20
						30-001-0	Model: KM20
						30-A01-0 =●	Model: KM20
				ST	a	27-C25-0	10.1982 - 11.1983 Model: CM20
						27-C25-0	Model: KM20
1.3	09.81 - 10.86			ST	a	30-001-0	->08.1985 Model: KM20
						30-A01-0 =●	->08.1985 Model: KM20
						30-001-0	->11.1983 10.1982-> Model: CM20
						30-A01-0 =●	->11.1983 10.1982-> Model: CM20
				ST	a	27-C25-0	->08.1985 Model: KM20
						27-C25-0	10.1982 - 11.1983 Model: CM20

**LITEACE Bus (CM30\_G, KM30\_G) 10.85 - 01.92**

1.5 (KM30LG)	10.85 - 08.89			ST	a	30-A01-0 =	->08.1988 Model: KM30
--------------	---------------	---	---	----	---	------------	--------------------------
















**LITEACE Box (CM3\_V, KM3\_V) 10.85 - 01.92**

1.5 (KM31_V, KM36_V)	05.86 - 09.91			ST	a	30-A01-0 =	Model: KM36, 31
				ST	a	30-A06-0 =	Model: KM36
1.5 (KM31_V, KM36_V)	05.86 - 09.91			ST	a	30-A01-0 =	Model: KM36
1.8 D (CM35_V)	10.85 - 08.88			ST	a	30-A06-0 =	Model: KM36











					t = turbo a = automatic e = eXtreme	<b>i</b>
<b>Article No.</b>						

# Vauxhall






## ASTRA Hatchback 09.79 - 08.86






1.2 S 1.3 S	02.82 - 08.84 09.79 - 08.84			ST	t	32-873-F =		
					a	32-578-1		
						89-003-0		
					ST	t	27-116-P =*	
						a	27-116-0	
						a	27-116-F =●	
1.6 S 1.6 D	09.81 - 08.86 03.82 - 08.86			ST	t	32-873-F =	->08.1984	
					a	32-578-1	->08.1984	
						89-003-0		
					ST	t	27-116-P =*	->08.1984
						a	27-116-0	->08.1984
						a	27-116-F =●	->08.1984
1.8 GTE	03.83 - 08.86			ST	t	32-873-F =	->08.1984	
					a	32-578-1	->08.1984	
						89-003-0		
					ST	t	27-116-P =*	->08.1984
						a	27-116-F =	->08.1984

## ASTRA Estate 09.79 - 08.86
















1.3 S	09.79 - 08.84			ST	t	32-873-F =		
					a	32-578-1		
						89-003-0		
					ST	t	27-815-F =	
						a	27-815-1	
1.6 S 1.6 D	09.81 - 08.86 02.82 - 08.86			ST	t	32-873-F =	->08.1984	
					a	32-578-1	->08.1984	
						89-003-0		
					ST	t	27-815-F =	->08.1984
						a	27-815-1	->08.1984

## ASTRA Mk II Hatchback 09.84 - 08.91

















1.2 1.3 1.4 i 1.4 S	09.84 - 08.91 09.84 - 08.91 01.90 - 08.91 01.90 - 08.91			ST	t	32-873-F =		
					a	32-578-1		
						87-032-A	with integrated ball bearing	
					ST	t	27-116-P =*	->Chass. J2791967 ->Chass. J5273427
						t	27-201-P =*	Chass. J2791968-> Chass. J5273428->
						a	27-116-0	->Chass. J2791967 ->Chass. J5273427
						a	27-116-F =●	->Chass. J2791967 ->Chass. J5273427
						a	27-201-0	Chass. J2791968-> Chass. J5273428->
						a	27-201-F =●	Chass. J2791968-> Chass. J5273428->






					t = turbo a = automatic e = eXtreme	<b>i</b>
<b>Article No.</b>						
<b>Vauxhall</b>						

**ASTRA Mk II Hatchback 09.84 - 08.91**




1.6 1.6 S 1.6 D 1.7 D	09.84 - 08.91 09.84 - 08.86 09.84 - 12.89 01.89 - 08.91				ST	t	32-873-F =				
						a	32-578-1				
							87-033-A	with integrated ball bearing			
							89-003-0				
									t	27-116-P =*	->Chass. J2791967 ->Chass. J5273427
									t	27-201-P =*	Chass. J2791968-> Chass. J5273428->
									a	27-116-0	->Chass. J2791967 ->Chass. J5273427
a	27-116-F =●	->Chass. J2791967 ->Chass. J5273427									
a	27-201-0	Chass. J2791968-> Chass. J5273428->									
a	27-201-F =●	Chass. J2791968-> Chass. J5273428->									
1.8 GTE 2.0 GTE 2.0 GTE 16V	09.84 - 08.91 09.86 - 08.91 05.88 - 08.91				ST	t	32-873-F =				
							89-003-0				
									t	27-116-P =*	->Chass. J2791967 ->Chass. J5273427
t	27-024-A =	Chass. J2791968-> Chass. J5273428->									
a	27-116-F =	->Chass. J2791967 ->Chass. J5273427									











**ASTRA Mk II Saloon 09.85 - 12.91**














1.3 1.4 i	09.85 - 08.91 01.90 - 12.91				ST	t	32-873-F =				
						a	32-578-1				
							87-032-A	with integrated ball bearing			
							89-003-0				
									t	27-116-P =*	->Chass. J2791967 ->Chass. J5273427
									t	27-201-P =*	Chass. J2791968-> Chass. J5273428->
									a	27-116-0	->Chass. J2791967 ->Chass. J5273427
a	27-116-F =●	->Chass. J2791967 ->Chass. J5273427									
a	27-201-0	Chass. J2791968-> Chass. J5273428->									
a	27-201-F =●	Chass. J2791968-> Chass. J5273428->									
1.6 S 1.6 D 1.7 D	01.89 - 12.91 09.85 - 08.91 01.89 - 12.91				ST	t	32-873-F =				
						a	32-578-1				
							87-033-A	with integrated ball bearing			
							89-003-0				
									t	27-116-P =*	->Chass. J2791967 ->Chass. J5273427
									t	27-201-P =*	Chass. J2791968-> Chass. J5273428->
									a	27-116-0	->Chass. J2791967 ->Chass. J5273427
a	27-116-F =●	->Chass. J2791967 ->Chass. J5273427									
a	27-201-0	Chass. J2791968-> Chass. J5273428->									
a	27-201-F =●	Chass. J2791968-> Chass. J5273428->									







					t = turbo a = automatic e = eXtreme	<b>i</b>
<b>Article No.</b>						

## Vauxhall









ASTRA Mk II Saloon		09.85 - 12.91						
1.6 1.8 1.8 i	09.85 - 08.91			ST	t	32-873-F =		
	01.86 - 12.90		a	32-578-1				
	09.85 - 08.91				ST	t	27-116-P =*	->Chass. J2791967 ->Chass. J5273427
			t	27-201-P =*	Chass. J2791968-> Chass. J5273428->			
			a	27-116-0	->Chass. J2791967 ->Chass. J5273427			
			a	27-116-F =●	->Chass. J2791967 ->Chass. J5273427			
			a	27-201-0	Chass. J2791968-> Chass. J5273428->			
	a	27-201-F =●	Chass. J2791968-> Chass. J5273428->					

ASTRA Mk II Estate		09.84 - 08.91					
1.2 1.3 1.6	09.84 - 12.88			ST	t	32-873-F =	
	09.84 - 08.91		a	32-578-1			
	09.84 - 08.91					87-032-A	with integrated ball bearing
						89-003-0	
1.4 S	01.89 - 08.91			ST	t	27-815-F =	
			a	27-815-1			
1.6 S 1.6 D 1.7 D	09.84 - 08.86			ST	t	32-873-F =	
			09.84 - 12.89	a	32-578-1		
	02.89 - 08.91					87-033-A	with integrated ball bearing
						89-003-0	
				ST	t	27-815-F =	
			a	27-815-1			




















ASTRA Mk III Hatchback		09.91 - 02.98					
1.4 i, 44 kW 1.4 i 16V 1.6 i, 52 kW 1.6 i, 55 kW 1.6 i, 74 kW 1.8 i 2.0 i	09.91 - 02.98			ST	t	32-A72-A =	
	02.96 - 02.98		a	32-A71-0			
	07.94 - 02.98					87-035-R	
	09.91 - 02.98					87-035-A	
	03.92 - 02.98					87-035-L	
	09.91 - 02.98					89-008-0	
	09.91 - 02.98			ST	t	27-201-P =*	
12.91 - 02.98	a		27-201-0				
09.91 - 12.94			ST	a	27-201-F =●		
11.94 - 02.98		a	27-201-F =●				
12.91 - 02.98			ST	t	32-A72-A =		
09.91 - 02.98		a	32-A71-0				
1.4 S 1.4 i, 60 kW	03.92 - 02.98					89-008-0	
				ST	t	27-201-P =*	
			a	27-201-0			
1.6 i 16V	01.94 - 02.98			ST	t	32-A72-A =	
						89-008-0	
				ST	t	27-201-P =*	
		a	27-201-0				
		a	27-201-F =●				

					t = turbo a = automatic e = eXtreme	 <b>Article No.</b>
<b>Vauxhall</b>						












**ASTRA Mk III Hatchback 09.91 - 02.98**

1.8 i 16V, 85 kW 2.0 i 16V, 100 kW 2.0 i 16V, 110 kW	09.94 - 02.98 01.94 - 02.98 09.91 - 02.98			ST	t	32-A72-A =		
							87-035-R  87-035-A  87-035-L	
							89-008-0	
1.8 i 16V, 92 kW	09.94 - 02.98			ST	t	32-A72-A =		
							89-008-0	
					ST	t	27-024-A =	

**ASTRA Mk III 09.91 - 09.98**

1.4 i, 44 kW 1.4 i 16V 1.6 i, 55 kW 1.6 i, 74 kW 1.8 i 2.0 i 1.7 D, 42 kW 1.7 D, 44 kW 1.7 TD	09.91 - 09.98 02.96 - 09.98 03.92 - 08.96 03.92 - 09.98 03.92 - 09.98 03.92 - 09.92 07.92 - 09.98 11.94 - 09.98			ST	t	32-A72-A =		
							32-A71-0	
							87-035-R  87-035-A  87-035-L	
							89-008-0	
					ST	t	27-201-P =*	
1.4 i, 60 kW 1.6 i, 52 kW 1.6 i, 55 kW	03.92 - 09.98 08.94 - 07.96 08.96 - 09.98			ST	t	32-A72-A =		
							32-A71-0	
							89-008-0	
					ST	t	27-201-P =*	
					ST	a	27-201-0	
1.8 i 16V, 85 kW 1.8 i 16V, 92 kW 2.0 i 16V	01.94 - 12.96 06.93 - 10.94 02.95 - 09.98			ST	t	32-A72-A =		
							87-035-R  87-035-A  87-035-L	
							89-008-0	
					ST	t	27-201-P =*	
					ST	a	27-201-0	

**ASTRA Mk III Estate 03.91 - 02.98**

1.4 i, 44 kW 1.4 i 16V 1.6 i, 55 kW 1.8 i 1.8 i 16V, 85 kW 1.8 i 16V, 92 kW 2.0 i 2.0 i 16V 1.7 D, 42 kW 1.7 D, 44 kW 1.7 TD, 50 kW	09.91 - 02.98 02.96 - 01.98 09.91 - 02.98 09.91 - 02.98 09.94 - 02.98 09.94 - 02.98 09.91 - 02.98 01.94 - 02.98 12.91 - 02.98 03.91 - 12.94 01.94 - 02.98			ST	t	32-A72-A =		
							32-A71-0	
							87-035-R  87-035-A  87-035-L	
							89-008-0	
					ST	a	32-D42-F =	
1.4 S 1.4 i, 60 kW 1.6 i, 52 kW 1.7 TD, 60 kW	09.91 - 02.98 03.91 - 02.98 07.94 - 02.98 12.91 - 02.98			ST	t	32-A72-A =		
							32-A71-0	
							89-008-0	
		ST	a	32-D42-F =				



t = turbo  
a = automatic  
e = eXtreme

Article No.



# Vauxhall

## ASTRA Mk IV

09.98 -

1.2 16V, 48 kW	09.98 - 09.00			ST	t	32-F42-F =	
1.2 16V, 55 kW	09.00 -				t	32-F43-F =	
1.4 16V	09.98 -				a	32-F42-A =	
1.6, 55 kW	09.98 - 09.00				a	32-F43-A =	
1.6, 62 kW	09.00 -			ST	t	27-D56-F =	
1.6 16V	09.98 -				a	27-D56-A =	
1.8 16V, 85 kW	09.98 - 09.00						
1.8 16V, 92 kW	09.00 -						
2.0 16V	09.98 -						
1.7 DTI 16V	02.00 -						
1.7 TD	09.98 - 08.00						
2.0 DI	09.98 -						
2.0 DTI 16V	08.99 -						

## ASTRA Mk IV Coupe

03.00 -

1.8 16V, 85 kW	03.00 -			ST	t	32-F42-F =	
1.8 16V, 92 kW	09.00 -				t	32-F43-F =	
2.0 16V Turbo	09.00 -				a	32-F42-A =	
					a	32-F43-A =	

## CALIBRA

06.90 - 07.97

2.0 i	06.90 - 07.97			ST	a	32-597-F =	
2.0 i 16V, 100 kW	06.90 - 07.97					87-584-A	
2.0 i 16V, 110 kW	06.90 - 02.94					87-034-R 87-034-A 87-034-L	
						89-003-0	
							ST
2.0 i 4X4	06.90 - 07.97			ST	a	32-597-F =	
2.0 i 16V 4X4, 100 kW	02.94 - 07.97					87-584-A	
2.0 i 16V 4X4, 110 kW	06.90 - 02.94					87-034-R 87-034-A 87-034-L	
2.0 i Turbo 4X4	03.92 - 07.97					89-003-0	
							ST
2.5 i V6	04.93 - 07.97			ST	a	32-597-F =	
						89-003-0	
							ST

## CARLTON Mk II

10.78 - 08.86






1.8 S	12.82 - 08.86			ST	t	32-803-F =	
2.0 S	10.78 - 08.86					89-008-0	
2.2 i	11.84 - 08.86			ST	a	27-440-0	
2.3 D	05.83 - 08.86						

## CARLTON Mk II Estate































10.78 - 08.86

2.0 S	01.82 - 08.86			ST	t	32-803-F =	
2.3 D	05.83 - 08.86					89-008-0	
							ST















					t = turbo a = automatic e = eXtreme	<div style="font-size: 2em; font-weight: bold; margin: 0;">i</div> <div style="font-size: 1.5em; font-weight: bold; margin-top: 5px;">Article No.</div>
<b>Vauxhall</b>						

**CARLTON Mk III 09.86 - 03.94**









1.8 N 1.8 1.8 S 1.8 i 2.0, 73 kW 2.0, 74 kW 2.0, 85 kW 2.0 i 2.4 i 2.3 D	09.86 - 08.87 09.87 - 03.94 09.86 - 03.94 09.86 - 03.94 09.90 - 03.94 09.90 - 03.94 09.86 - 03.94 09.86 - 03.94 09.88 - 03.94 09.86 - 03.94	     	ST    ST    ST	t	32-412-F =	
	a			32-308-0 Ⓢ		
	a			32-309-0 Ⓢ		
				87-023-R		
	Ⓢ			Ⓢ Ⓢ 87-023-A Ⓢ 87-023-L		
	Ⓢ			89-039-0		
	t			27-140-F =		
a	27-140-0					
e	60-153-0 Ⓢ▲Ⓢ	Conversion requires Roadworthy Test. Replace in pairs only				
2.6 i 3000 3.0 3000 3000 CAT	09.90 - 03.94 03.87 - 12.87 03.87 - 09.90 03.88 - 03.94	     	ST    ST    ST	t	32-412-F =	
	t			32-A57-A =HD●		
				87-023-R		
	Ⓢ			Ⓢ Ⓢ 87-023-A Ⓢ 87-023-L		
3000 24V 3.0 3000 24V	09.89 - 03.94 09.89 - 03.94	     	ST    ST    ST	t	32-412-F =	
	t			32-A57-A =HD●		
				89-039-0		
	Ⓢ			87-023-L	12.1990->	
2.2 TD	10.86 - 08.88	     	ST    ST    ST	t	32-412-F =	
	a			32-308-0 Ⓢ		
	a			32-309-0 Ⓢ		
				87-023-R		
	Ⓢ			Ⓢ Ⓢ 87-023-A Ⓢ 87-023-L		
	Ⓢ			89-039-0		
	t			27-140-F =		
a	27-140-0					
e	60-153-0 Ⓢ▲Ⓢ	Conversion requires Roadworthy Test. Replace in pairs only				
2.3 TD Interc.	08.88 - 03.94	     	ST    ST    ST	t	32-412-F =	
	a			32-308-0 Ⓢ		
	a			32-309-0 Ⓢ		
				89-039-0		
	Ⓢ			27-140-F =		
	a			27-140-0		
	e			60-153-0 Ⓢ▲Ⓢ	Conversion requires Roadworthy Test. Replace in pairs only	





**CARLTON Mk III Estate 09.86 - 03.94**



1.8 N 1.8 1.8 S 1.8 i 2.0 i, 73 kW 2.0, 74 kW 2.0, 85 kW 2.0 i, 90 kW 2.4 i 2.3 D 2.2 TD	09.86 - 08.87 09.87 - 03.94 09.86 - 03.94 09.86 - 03.94 09.90 - 03.94 09.90 - 03.94 09.86 - 03.94 09.86 - 03.94 09.88 - 03.94 09.86 - 03.94 09.86 - 08.88	     	ST    ST    ST    ST	t	32-412-F =	
	t			32-A57-A =HD●		
	a			32-308-0 Ⓢ		
	a			32-309-0 Ⓢ		
				87-023-R		
	Ⓢ			Ⓢ Ⓢ 87-023-A Ⓢ 87-023-L		
	Ⓢ			89-039-0		
	t			36-A59-P Ⓢ*		
	a			32-574-0		





						t = turbo a = automatic e = eXtreme	<b>i</b>
<b>Article No.</b>							






# Vauxhall

<b>CARLTON Mk III Estate 09.86 - 03.94</b>									
2.6 i	09.90 - 03.94			ST	t	32-412-F =			
					t	32-A57-A =HD●			
						87-023-R			
						87-023-A 87-023-L			
						89-039-0			
3.0	03.87 - 03.94			ST	t	32-412-F =	09.1987->		
					t	32-A57-A =HD●	09.1987->		
						89-039-0			
						36-A59-P =*	09.1987->		
3.0 24V	09.89 - 03.94			ST	t	32-412-F =			
					t	32-A57-A =HD●			
						89-039-0			
						87-023-L			
						36-A59-P =*			
2.3 TD Interc.	09.88 - 03.94			ST	t	32-412-F =			
					t	32-A57-A =HD●			
					a	32-308-0			
					a	32-309-0			
						89-039-0			
					a	32-574-0			







<b>CAVALIER 03.75 - 08.81</b>							
1300	08.77 - 08.81			ST	a	27-792-9	
1.6 N	08.75 - 08.81				a	27-794-9	
1.6 S	08.75 - 08.81			ST			
1900	10.75 - 03.78						
2.0 S	01.78 - 08.81						

<b>CAVALIER Coupe 10.75 - 08.81</b>							
1.9 S	10.75 - 03.78			ST	a	27-792-9	
2.0 S	03.78 - 08.81				a	27-794-9	

















<b>CAVALIER Mk II Hatchback 09.81 - 08.88</b>							
1.3 S 1.6 S 1.8 i, 85 kW	09.81 - 08.88			ST	t	32-118-F ▲=	->08.1984
					t	32-804-F =	09.1984->
					a	32-118-0	->08.1984
					a	32-804-0	09.1984->
						89-003-0	
						87-023-L	
1.8 i, 82 kW	09.81 - 08.88			ST	t	27-116-P =*	
					a	27-116-0	
					a	27-116-F =	
					t	32-118-F ▲=	->08.1984
					t	32-804-F =	09.1984->
a	32-118-0	->08.1984					
a	32-804-0	09.1984->					
						89-003-0	
						27-116-P =*	
					a	27-116-0	
					a	27-116-F =	

					t = turbo a = automatic e = eXtreme	<b>i</b>
<b>Article No.</b>						
<b>Vauxhall</b>						



**CAVALIER Mk II Hatchback 09.81 - 08.88**

2.0 i CAT	09.86 - 08.88			ST	t	32-804-F =	
					a	32-804-0	
						89-003-0	
						87-023-L	
						87-023-L	
				ST	t	27-116-P =*	
					a	27-116-0	
					a	27-116-F =●	
2.0 SRi 130 1600D	03.87 - 08.88 03.82 - 08.88					87-023-L	





**CAVALIER Mk II 09.81 - 08.88**








1.3 N 1.3 S 1.6 N 1.6 S 1.8 i, 85 kW 1.6 D	09.81 - 08.88 09.81 - 08.88 09.81 - 08.88 09.81 - 08.88 09.81 - 08.88 03.82 - 08.88			ST	t	32-118-F ▲=	->08.1984					
					t	32-804-F =	09.1984->					
					a	32-118-0	->08.1984					
					a	32-804-0	09.1984->					
						89-003-0						
						87-023-L						
									ST	t	27-116-P =*	
										a	27-116-0	
										a	27-116-F =	
					1.6 i 1.6 i CAT	08.86 - 08.88 08.86 - 08.88			ST	t	32-804-F =	
a	32-804-0											
	89-003-0											
	87-023-L											
	87-023-L											
				ST	t	27-116-P =*						
					a	27-116-0						
					a	27-116-F =						
1.8 1.8 i CAT 2.0 i 2.0 i CAT 2.0 SRi 130	08.86 - 08.88 01.85 - 08.86 09.86 - 08.88 09.86 - 08.88 03.87 - 08.88			ST	t	32-804-F =						
					a	32-804-0						
						89-003-0						
						87-023-L						
									ST	t	27-116-P =*	
										a	27-116-0	
a	27-116-F =●											
1.8 i, 82 kW	09.81 - 08.88			ST	t	32-118-F ▲=	->08.1984					
					t	32-804-F =	09.1984->					
					a	32-118-0	->08.1984					
					a	32-804-0	09.1984->					
						89-003-0						
									ST	t	27-116-P =*	
										a	27-116-0	
										a	27-116-F =	

**CAVALIER Mk II Estate 09.81 - 08.88**














































1.6 1.6 D	10.83 - 08.88 03.82 - 08.88			ST	t	32-118-F ▲=	->08.1984
					t	32-804-F =	09.1984->
					a	32-118-0	->08.1984
					a	32-804-0	09.1984->
						89-003-0	






**CAVALIER Mk III Hatchback 09.88 - 11.95**

1.4 S	09.88 - 11.95			ST	t	32-F55-F =						
					a	32-597-0	->08.1994					
					a	32-597-F =						
						89-003-0						
									ST	t	27-201-P =*	
										a	27-201-0	->08.1994
a	27-201-F =											





















						t = turbo a = automatic e = eXtreme	
<b>Article No.</b>							

# Vauxhall


























<b>CAVALIER Mk III Hatchback 09.88 - 11.95</b>													
1.6 i, 52 kW 1.6 i, 55 kW 1.8 i CAT 2.0 i CAT	09.93 - 11.95 09.88 - 11.95 03.90 - 11.95 09.90 - 11.95			<b>ST</b>	t	32-F55-F =							
					a	32-597-0	->08.1994						
					a	32-597-F =							
						87-584-A							
						87-034-R  87-034-A  87-034-L							
						89-003-0							
							<b>ST</b>	t	27-201-P =*				
a	27-201-0			->08.1994									
a	27-201-F =												
1.6 1.8 1.7 D	09.88 - 05.93 09.88 - 10.90 09.88 - 09.92			<b>ST</b>	t	32-F55-F =							
					a	32-597-0							
					a	32-597-F =●							
						87-584-A							
						87-034-R  87-034-A  87-034-L							
						89-003-0							
							<b>ST</b>	t	27-201-P =*				
a	27-201-0												
a	27-201-F =●												
2.0 i	09.88 - 10.92			<b>ST</b>	t	32-F55-F =							
					a	32-597-0							
					a	32-597-F =●							
						87-584-A							
						87-034-R  87-034-A  87-034-L							
						89-003-0							
							<b>ST</b>	t	27-201-P =*				
a	27-201-0												
a	27-201-F =●												
2.0 SRi	09.88 - 09.92			<b>ST</b>	t	32-F55-F =							
					a	32-597-0	->08.1994						
					a	32-597-F =							
						87-584-A							
						87-034-R  87-034-A  87-034-L							
						89-003-0							
							<b>ST</b>	t	27-201-P =*				
a	27-201-0			->08.1994									
a	27-201-F =												
2.0 i 16V, 100 kW 2.5 V6	09.93 - 11.95 02.93 - 11.95			<b>ST</b>	t	32-F55-F =							
					a	32-597-F =							
						87-584-A							
						87-034-R  87-034-A  87-034-L							
						89-003-0							
							<b>ST</b>	t	27-201-P =*				
					a	27-201-F =							

					t = turbo a = automatic e = eXtreme	<div style="font-size: 2em; font-weight: bold; margin: 0;">i</div>
<b>Article No.</b>						
<b>Vauxhall</b>						

**CAVALIER Mk III Hatchback 09.88 - 11.95**

2.0 i 16V, 110 kW	09.88 - 11.95			ST	t	32-F55-F =	01.1993->
					a	32-597-F =	
						87-584-A	
						87-034-R	
						 87-034-A  87-034-L	
						89-003-0	
							ST
a	27-817-F =			->12.1992			
a	27-201-F =			01.1993->			
1.7 TD	09.88 - 11.95			ST	t	32-F55-F =	
					a	32-597-0	->08.1994
					a	32-597-F =●	
						87-584-A	
						87-034-R	
						 87-034-A  87-034-L	
						89-003-0	
		ST	t	27-201-P =*			
a	27-201-0			->08.1994			
a	27-201-F =●						

**CAVALIER Mk III 09.88 - 11.95**

1.4 S	09.88 - 11.95			ST	t	32-F55-F =	
					a	32-597-0	->08.1994
					a	32-597-F =	
						89-003-0	
							ST
a	27-201-0			->08.1994			
a	27-201-F =●						
1.6 i, 52 kW	09.93 - 11.95			ST	t	32-F55-F =	
					a	32-597-0	->08.1994
					a	32-597-F =	
						87-584-A	
						87-034-R	
	 87-034-A  87-034-L						
	89-003-0						
		ST	t	27-201-P =*			
a	27-201-0			->08.1994			
a	27-201-F =●						
1.6 i, 55 kW 1.8 i CAT 2.0 i CAT 1.7 D, 44 kW	09.88 - 11.95			ST	t	32-F55-F =	
	03.90 - 11.95				a	32-597-0	->08.1994
	09.90 - 11.95				a	32-597-F =	
	07.92 - 11.95					87-584-A	
					87-034-R		
					 87-034-A  87-034-L		
					89-003-0		
		ST	t	27-201-P =*			
a	27-201-0			->08.1994			
a	27-201-F =●						



t = turbo  
a = automatic  
e = eXtreme

Article No.








# Vauxhall




















## CAVALIER Mk III

09.88 - 11.95





1.6 1.8 2.0 i 1.7 D, 42 kW	09.88 - 05.93 09.88 - 10.92 09.88 - 10.90 09.88 - 09.92			ST	t	32-F55-F =	
					a	32-597-0	
					a	32-597-F =	
						87-584-A	
						87-034-R ☞ ☉ 87-034-A ☼ 87-034-L	
						89-003-0	
2.0 SRi	09.88 - 09.92			ST	t	32-F55-F =	
					a	32-597-0	
					a	32-597-F =	
						89-003-0	
						27-201-P =*	
						27-201-0 27-201-F =●	
2.0 i 4x4 2.0 i Turbo 4x4	09.88 - 09.92 06.92 - 11.94			ST	a	32-597-F =	
						87-584-A	
						87-034-R ☞ ☉ 87-034-A ☼ 87-034-L	
						89-003-0	
						27-817-F =	
						27-201-P =* 27-201-F =	
2.0 SRi 16V	09.93 - 11.95			ST	t	32-F55-F =	
					a	32-597-F =	
						87-584-A	
						87-034-R ☞ ☉ 87-034-A ☼ 87-034-L	
						89-003-0	
						27-201-P =* 27-201-F =	
2.0 i 16V	09.88 - 11.95			ST	t	32-F55-F =	01.1993->
					a	32-597-F =	
						87-584-A	
						87-034-R ☞ ☉ 87-034-A ☼ 87-034-L	
						89-003-0	
						27-201-P =* 27-817-F = 27-201-F =	01.1993-> ->12.1992 01.1993->
2.0 i 16V 4x4	09.88 - 11.95			ST	a	32-597-F =	
						89-003-0	
						27-817-F =	

					t = turbo a = automatic e = eXtreme	<b>i</b>
<b>Article No.</b>						
<b>Vauxhall</b>						





**CAVALIER Mk III 09.88 - 11.95**

2.5 V6	02.93 - 11.95			ST	t	32-F55-F =	
					a	32-597-F =	
						87-584-A	
						87-034-R  87-034-A  87-034-L	
						89-003-0	
1.7 TD	09.88 - 11.95			ST	t	32-F55-F =	
					a	32-597-0	->08.1994
					a	32-597-F =	
						87-584-A	
						87-034-R  87-034-A  87-034-L	
				ST	t	27-201-P =*	
					a	27-201-F =●	
					a	27-201-0	->08.1994
						89-003-0	
						87-034-R  87-034-A  87-034-L	



















**CHEVETTE Hatchback 03.75 - 12.85**

1300, 39 kW	03.75 - 12.85			ST	a	27-589-1	06.1976 - 08.1984
1300, 42 kW	03.75 - 12.85			ST	a	27-591-9	06.1976 - 08.1984











**CHEVETTE 03.75 - 12.85**

1300, 39 kW	03.75 - 12.85			ST	a	27-589-1	06.1976 - 08.1984
1300, 42 kW	03.75 - 12.85			ST	a	27-591-9	06.1976 - 08.1984

**CORSA 03.93 - 09.00**

1.0 i 12V 1.4 i, Super unleaded (95) 1.6 i 16V 1.7 D	11.96 - 09.00 11.96 - 03.98 09.94 - 09.00 02.96 - 09.00			ST	t	27-683-F =	
						87-395-A	
						89-003-0	
1.2 i 1.4 i, petrol 1.4 i S 1.4 i 16V 1.5 D 1.5 TD	03.93 - 09.00 03.93 - 09.00 03.93 - 09.00 09.94 - 09.00 03.93 - 09.00 03.93 - 10.96			ST	t	27-683-F =	
					a	27-683-0	->12.1994
						87-395-A	
						89-003-0	
						87-034-R  87-034-A  87-034-L	
1.6 GSI 16V	03.93 - 09.00			ST	t	27-401-F =	
					a	27-401-0	->12.1994
						27-683-F =	
						87-395-A	09.1994->
				ST	t	89-003-0	
						27-401-F =	

**FRONTERA Open Off-Road Vehicle 03.92 - 10.98**

2.0 i	03.92 - 10.98			ST	a	46-A19-0 =	
						46-A20-0 =	->03.1995
						32-F80-A =	04.1995->
2.5 TDS	09.96 - 10.98			ST	a	46-A19-0 =	
						32-F80-A =	
2.8 TD	03.95 - 08.96			ST	a	46-A19-0 =	
						32-F80-A =	



t = turbo  
a = automatic  
e = eXtreme

Article No.



# Vauxhall

## FRONTERA

03.92 - 10.98

2.2 i	03.95 - 10.98			ST	a	46-A19-0 =	
2.5 TDS	09.96 - 10.98			ST	a	32-F80-A =	
2.8 TD	03.95 - 10.98						
2.4 i	03.92 - 10.98			ST	a	46-A19-0 =	->03.1995
2.3 TD	03.92 - 10.98			ST	a	46-A20-0 =	->03.1995

## NOVA Hatchback

05.83 - 03.93

1.0	05.83 - 03.93			ST	t	27-683-F =	
1.2 i	01.85 - 10.89				a	27-683-0	
1.2 i CAT	09.89 - 03.93					87-396-A	
1.3 i	09.85 - 10.89					89-003-0	
1.3 i CAT	09.89 - 03.93						
1.3 S	05.83 - 10.89			ST	t	27-401-F =	
1.4 i	01.90 - 03.93				a	27-401-0	
1.4 S	01.90 - 03.93						
1.4 i S	09.91 - 03.93						
1.5 D	09.87 - 03.93						
1.5 TD	01.90 - 03.93						
1.2 N	01.90 - 03.93			ST	t	27-683-F =	
1.2 S, 40 kW	05.83 - 02.90				a	27-683-0	
1.2 S, 43 kW	01.88 - 02.90					89-003-0	
				ST	t	27-401-F =	
					a	27-401-0	
1.6 GSI, 72 kW	09.89 - 03.93			ST	t	27-683-F =	
1.6 GSI, 74 kW	05.88 - 03.92					87-396-A	
1.6 GSI CAT	02.92 - 03.93					89-003-0	
				ST	t	27-401-F =	

## NOVA

09.82 - 02.93

1.0	09.82 - 10.87			ST	t	27-683-F =	
1.3 i	09.85 - 10.87				a	27-683-0	
1.3 S	09.82 - 10.87					87-396-A	
1.5 D	09.87 - 09.89					89-003-0	
				ST	t	27-401-F =	
					a	27-401-0	
1.2 N	01.85 - 10.87			ST	t	27-683-F =	
1.2 S	09.82 - 10.87				a	27-683-0	
1.5 TD	01.90 - 02.93					89-003-0	
				ST	t	27-401-F =	
					a	27-401-0	

## OMEGA

12.93 -







2.0	03.94 - 09.99			ST	a	32-B48-F =	
2.0 16V	03.94 - 09.99					89-039-0	
2.5 V6	03.94 - 09.00						
3.0 V6	04.94 -			ST	t	32-B49-P =*	
2.5 TD	04.94 - 02.01				a	32-B49-F =	

## OMEGA Estate





12.93 -

2.0	03.94 - 09.99			ST	a	32-B48-F =	
2.0 16V	03.94 - 09.99					89-039-0	
2.5 V6	03.94 - 09.00						
3.0 V6	04.94 -			ST	t	32-B50-P =*	
2.5 TD	04.94 - 02.01				a	32-B50-F =	







					t = turbo a = automatic e = eXtreme	 <b>Article No.</b>
<b>Vauxhall</b>						
















**ROYALE 02.78 - 08.87**

2.0 E	03.83 - 10.84			ST	t	32-803-F =		
	11.84 - 08.87				a	32-803-0		
	2.5	05.78 - 12.80					89-008-0	
	2.5 E, 100 kW	01.83 - 08.84			ST	a	32-409-0	
	2.5 E, 103 kW	09.84 - 08.87						
	2.8	02.78 - 04.81						
	2.9, 110 kW	04.78 - 07.82						
2.9, 115 kW	09.85 - 08.87							
2.9 E	02.78 - 12.86							
2.2 TD	11.84 - 08.87							






**ROYALE Coupe 02.78 - 08.86**

2.9	02.78 - 08.86			ST	t	32-803-F =	
					a	32-803-0	
						89-008-0	
						ST	a












**SENATOR Mk II 09.87 - 09.93**






2.6 i	09.90 - 09.93			ST	t	32-412-F =				
					a	32-308-0 Ⓢ				
					a	32-309-0 Ⓢ				
		3.0, 115 kW	09.87 - 09.93					87-023-R		
		3.0, 130 kW	01.88 - 09.90						87-023-A	
3.0 i CAT	01.88 - 09.93						87-023-L			
							ST	t	27-140-F =	
								a	27-140-0	
3.0 24V	09.89 - 09.93			ST	t	32-412-F =				
						87-023-L				
						ST	t	27-140-F =		

**TIGRA 07.94 -**





























1.4 16V	07.94 -			ST	t	27-683-F =	
						87-395-A	
						89-003-0	
		1.6 16V	07.94 -			ST	t

























































**VECTRA Hatchback 10.95 -**







1.6 i	10.95 -			ST	a	32-B72-F Ⓢ						
					a	32-B73-F Ⓢ						
					SP	32-D05-F Ⓢ						
					a	32-D06-F Ⓢ						
		1.6 i 16V	10.95 -					87-373-A				
		1.8 i 16V	10.95 - 09.00						ST	t	36-A35-P Ⓢ*	
		1.7 TD	10.95 - 11.96							a	27-B17-F =	
								SP	27-B17-F =			
								a	32-B72-F Ⓢ			
								a	32-B73-F Ⓢ			
								a	32-D05-F Ⓢ			
					a	32-D06-F Ⓢ						
2.0 i 16V	10.95 - 09.00			ST	a	87-394-A						
					a	36-A35-P Ⓢ*						
					a	27-B17-F =						
						ST	t	36-A35-P Ⓢ*				
					a	27-B17-F =						
					SP	27-B17-F =						

					t = turbo a = automatic e = eXtreme	<b>i</b>
<b>Article No.</b>						





































































# Vauxhall

<b>VECTRA Hatchback</b>	<b>10.95 -</b>								
2.5 i V6	10.95 - 09.00			ST	a	32-B74-F			
					a	32-B75-F			
				SP	a	32-D07-F			
					a	32-D08-F			
							87-394-A		
					ST	t	36-A35-P		
a	27-B17-F								
SP	a	27-B17-F							
	a	27-B17-F							
2.0 Di 16V 2.0 DTi 16V	11.96 - 06.97 -			ST	a	32-B72-F			
					a	32-B73-F			
				SP	a	32-D05-F			
					a	32-D06-F			
							87-394-A		
					ST	t	36-A35-P		
a	27-B17-F								
SP	a	27-B17-F							
	a	27-B17-F							




<b>VECTRA</b>	<b>10.95 -</b>								
1.6 i 1.6 i 16V 1.8 i 16V 1.7 TD	10.95 - 10.95 - 10.95 - 09.00 10.95 - 11.96			ST	a	32-B72-F			
					a	32-B73-F			
				SP	a	32-D05-F			
					a	32-D06-F			
							87-373-A		
					ST	t	36-A35-P		
a	27-B17-F								
SP	a	27-B17-F							
	a	27-B17-F							
2.0 i 16V	10.95 - 09.00			ST	a	32-B72-F			
					a	32-B73-F			
				SP	a	32-D05-F			
					a	32-D06-F			
							87-394-A		
					ST	t	36-A35-P		
a	27-B17-F								
SP	a	27-B17-F							
	a	27-B17-F							
2.5 i V6	10.95 - 09.00			ST	a	32-B74-F			
					a	32-B75-F			
				SP	a	32-D07-F			
					a	32-D08-F			
							87-394-A		
					ST	t	36-A35-P		
a	27-B17-F								
SP	a	27-B17-F							
	a	27-B17-F							
2.0 DI 16V 2.0 DTI 16V	11.96 - 06.97 -			ST	a	32-B72-F			
					a	32-B73-F			
				SP	a	32-D05-F			
					a	32-D06-F			
							87-394-A		
					ST	t	36-A35-P		
a	27-B17-F								
SP	a	27-B17-F							
	a	27-B17-F							

					t = turbo a = automatic e = eXtreme	 <b>Article No.</b>
<b>Vauxhall</b>						

**VECTRA Estate****11.96 -**

<b>1.6 i</b> <b>1.6 i 16V</b> <b>1.8 i 16V, 85 kW</b> <b>1.8 i 16V, 92 kW</b>	11.96 - 11.96 - 11.96 - 09.00 09.00 -				ST	a	32-B72-F 		
						a	32-B73-F 		
						SP	a	32-D05-F 	
							a	32-D06-F 	
							a	32-B72-F 	
							a	32-B73-F 	
						87-373-A			
					ST	t	36-A35-P 		
						a	27-B17-F =		
						SP	a	27-B17-F =	
					e	60-A28-0 	Replace in pairs only		
<b>2.0 i 16V</b> <b>2.0 DI 16V</b>	11.96 - 09.00 11.96 -				ST	a	32-B72-F 		
						a	32-B73-F 		
						SP	a	32-D05-F 	
							a	32-D06-F 	
							a	32-B72-F 	
							a	32-B73-F 	
						87-394-A			
					ST	t	36-A35-P 		
						a	27-B17-F =		
						SP	a	27-B17-F =	
					e	60-A28-0 	Replace in pairs only		
<b>2.5 i V6</b>	11.96 - 09.00				ST	a	32-B74-F 		
						a	32-B75-F 		
						SP	a	32-D07-F 	
							a	32-D08-F 	
							a	32-B74-F 	
							a	32-B75-F 	
						87-394-A			
					ST	t	36-A35-P 		
						a	27-B17-F =		
						SP	a	27-B17-F =	
					e	60-A28-0 	Replace in pairs only		
<b>2.0 DTI 16V</b>	06.97 -				ST	a	32-B72-F 		
						a	32-B73-F 		
						SP	a	32-D05-F 	
							a	32-D06-F 	
							a	32-B72-F 	
							a	32-B73-F 	
						87-394-A			
					ST	t	36-A35-P 		
						a	27-B17-F =		
						SP	a	27-B17-F =	
					e	60-A28-0 	Replace in pairs only		

**VICEROY****01.80 - 10.82**

<b>2500</b>	01.80 - 10.82				ST	t	32-803-F =	
							89-008-0	
						ST	a	27-440-0



t = turbo  
a = automatic  
e = eXtreme

Article No.








# Volkswagen














**BORA (1J2)**

**10.98 -**

















1.4 16V 1.6, 74 kW 2.3 V5 1.9 TDI, 66 kW 1.9 TDI, 81 kW	03.00 - 10.98 - 10.98 - 10.00 10.98 - 06.01 10.98 - 06.01			ST	t	32-E14-F =				
					a	32-E14-0				
					SP t	32-E14-F =	->Chass. 1J-Y-750 000			
					a	32-E14-0	->Chass. 1J-Y-750 000			
				△	t	32-E14-F =				
					a	32-E14-0				
						ST	t	87-393-R 87-393-A 87-398-L		
							a	27-C06-P =*		
							e	60-A49-0	Replace in pairs only Conversion requires Roadworthy Test. Use retrofit kit when retrofitting to NIVOMAT!	
							SP a	27-C08-F =		
							87-404-A			
							62-A49-0 (x1)	Required when retrofitting to NIVOMAT!		
1.6, 75 kW 1.9 TDI, 74 kW	08.00 - 09.00 -			ST	t	32-E14-F =				
					a	32-E14-0				
					△ t	32-E14-F =				
					a	32-E14-0				
						ST	t	27-C06-P =*		
							a	27-C06-F =		
							e	60-A49-0	Replace in pairs only Conversion requires Roadworthy Test. Use retrofit kit when retrofitting to NIVOMAT!	
							SP a	27-C08-F =		
									87-404-A	
									62-A49-0 (x1)	Required when retrofitting to NIVOMAT!
1.6 16V 1.9 TDI, 85 kW	05.00 - 12.98 - 06.01			ST	t	32-E14-F =				
					a	32-E14-0				
					SP t	32-E14-F =	->Chass. 1J-Y-750 000			
					a	32-E14-0	->Chass. 1J-Y-750 000			
				△	t	32-E14-F =				
					a	32-E14-0				
						ST	t	27-C06-P =*		
							a	27-C06-F =		
							e	60-A49-0	Replace in pairs only Conversion requires Roadworthy Test. Use retrofit kit when retrofitting to NIVOMAT!	
							SP a	27-C08-F =		
							87-404-A			
							62-A49-0 (x1)	Required when retrofitting to NIVOMAT!		
1.8	10.98 -					87-393-R 87-393-A 87-398-L				
						ST	e	60-A49-0	Replace in pairs only Conversion requires Roadworthy Test. Use retrofit kit when retrofitting to NIVOMAT!	
									87-404-A	
									62-A49-0 (x1)	Required when retrofitting to NIVOMAT!
1.8 4motion 2.0 4motion 2.3 V5 4motion 2.8 V6 4motion 1.9 TDI 4motion	02.99 - 04.00 - 12.98 - 10.00 03.99 - 02.99 - 06.01			ST	t	32-E14-F =	->Chass. 1J-X-999 000			
					a	32-E14-0	->Chass. 1J-X-999 000			
						ST	t	27-C06-P =*		
							a	27-C06-F =		
1.8 T	05.00 -			ST	t	32-E14-F =	->Chass. 1J-1-560 000			
					a	32-E14-0	->Chass. 1J-1-560 000			
					△ t	32-E14-F =				
					a	32-E14-0				
						ST	t	27-C06-P =*		
							a	27-C06-F =		











					t = turbo a = automatic e = eXtreme	<div style="font-size: 2em; font-weight: bold; margin-bottom: 10px;">i</div> <div style="font-size: 1.5em; font-weight: bold;">Volkswagen</div>
<b>Article No.</b>						

**BORA (1J2) 10.98 -**







2.0 1.9 SDI	10.98 - 10.98 -			ST	t	32-E14-F =	->Chass. 1J-Y-560 000		
					a	32-E14-0	->Chass. 1J-Y-560 000		
					SP	t	32-E14-F =	->Chass. 1J-Y-750 000	
						a	32-E14-0	->Chass. 1J-Y-750 000	
					△	t	32-E14-F =		
						a	32-E14-0		
						ST	t	27-C06-P =*	Replace in pairs only Conversion requires Roadworthy Test. Use retrofit kit when retrofitting to NIVOMAT!
							a	27-C06-F =	
							e	60-A49-0  	
							SP	a	
				ST	t	87-393-R   87-393-A  87-398-L			
					a	87-404-A			
					e	62-A49-0 (x1)	Required when retrofitting to NIVOMAT!		

**BORA Estate (1J6) 05.99 -**







1.6, 74 kW 1.6 16V 2.0 2.3 V5, 110 kW 1.9 TDI, 81 kW 1.9 TDI, 85 kW	10.98 - 02.00 - 05.99 - 05.99 - 10.00 05.99 - 06.01 05.99 - 06.01			ST	t	32-E14-F =	->Chass. 1J-Y-750 000			
					a	32-E14-0	->Chass. 1J-Y-750 000			
					SP	t	32-E14-F =	->Chass. 1J-Y-750 000		
						a	32-E14-0	->Chass. 1J-Y-750 000		
					△	t	32-E14-F =			
						a	32-E14-0			
						ST	a	27-C09-F =	Replace in pairs only Conversion requires Roadworthy Test. Use retrofit kit when retrofitting to NIVOMAT!	
							e	60-A49-0  		
							e	62-A49-1 (x1)		Required when retrofitting to NIVOMAT!
							SP	a		27-C09-F =
1.6, 75 kW	08.00 -			ST	t	32-E14-F =				
					a	32-E14-0				
					△	t	32-E14-F =			
						a	32-E14-0			
						ST	a	27-C09-F =		
							e	60-A49-0  	Replace in pairs only Conversion requires Roadworthy Test. Use retrofit kit when retrofitting to NIVOMAT!	
				ST	e	62-A49-1 (x1)	Required when retrofitting to NIVOMAT!			



















1.8 1.9 TDI, 66 kW	02.99 - 05.99 - 06.01			ST	t	32-E14-F =	->Chass. 1J-1-560 000		
					a	32-E14-0	->Chass. 1J-1-560 000		
					△	t	32-E14-F =		
						a	32-E14-0		
						ST	a	27-C09-F =	
							e	60-A49-0  	Replace in pairs only Conversion requires Roadworthy Test. Use retrofit kit when retrofitting to NIVOMAT!
				ST	e	62-A49-1 (x1)	Required when retrofitting to NIVOMAT!		

















2.3 V5, 125 kW 1.9 TDI, 74 kW	10.00 - 09.00 -			△	t	32-E14-F =	
					a	32-E14-0	
				ST	a	27-C09-F =	







						t = turbo a = automatic e = eXtreme	<b>i</b>
<b>Article No.</b>							






# Volkswagen

<b>CADDY I (14)</b>		<b>08.82 - 07.92</b>							
1.5 1.6 1.8 1.6 D	08.82 - 07.83 08.83 - 07.92 08.85 - 07.92 08.82 - 07.92			ST	t	27-229-F =			
					a	27-229-0			
					a	27-229-1 HD●			
						ST	t	87-286-A	with integrated ball bearing
							a	89-001-0	
							t	36-A56-0 =	
				ST		27-C49-0			







<b>CADDY II Box (9K9)</b>		<b>11.95 -</b>							
60 1.4 75 1.6	11.95 - 11.95 -			ST	t	32-B76-F =			
					a	32-B76-0			
						87-375-R ☞ ☉ 87-375-A ☼ 87-398-L			
						ST	t	27-C05-F =	
							a	27-C05-0	
							t	32-B66-F =	
1.7 SDI 1.9 D	07.96 - 11.95 -			ST	a	32-B66-0			
						89-001-0			
					t	27-C05-F =			
						ST	a	27-C05-0	
							t	32-B66-F =	
							a	32-B66-0	
1.9 SDI 1.9 TDI	11.95 - 09.96 -			ST	t	87-375-R ☞ ☉ 87-375-A ☼ 87-398-L			
					a	89-001-0			
					t	27-C05-F =			
						ST	a	27-C05-0	
							t	32-B66-F =	
							a	27-C05-0	

<b>CORRADO (53I)</b>		<b>08.87 - 12.95</b>							
1.8 16V	04.89 - 07.92			ST	t	32-A70-F =			
					a	32-A70-0			
						87-285-A	->12.1989 with integrated ball bearing		
						ST	t	89-001-0	
							a	27-528-F =	
							t	32-A70-F =	
1.8 G60 2.0 i 2.0 i 16V	09.88 - 09.93 04.93 - 12.95 08.91 - 12.95			ST	a	32-A70-0			
						87-285-A	with integrated ball bearing		
						89-001-0			
						ST	t	27-528-F =	
							t	32-A69-F =	
								87-285-A	with integrated ball bearing
				ST	t	89-001-0			
					a	27-528-F =			







<b>DASHER</b>									
1.5 1.5 D 1.6 4x4	07.73 - 07.80 07.73 - 07.80 07.73 - 07.80			ST	t	32-846-F =			
					a	27-112-1			
					a	32-846-0 HD●			
						ST		89-001-0	
							a	27-270-0	
							a	27-855-0 ▲	

					t = turbo a = automatic e = eXtreme	<div style="display: flex; align-items: center; justify-content: center;"> <div style="font-size: 2em; margin-right: 10px;">i</div> <div style="font-size: 2em; font-weight: bold;">Volkswagen</div> </div>
<b>Article No.</b>						

### DASHER







1.6 4x4 1.6 D	08.80 - 04.88 08.80 - 04.88			ST	t	32-846-F =				
					a	32-846-0				
									89-001-0	
						ST	t	27-310-F =		
		a	27-311-0							
									89-007-0	

### DASHER Variant

1.6 4x4 1.6 D	08.80 - 04.88 08.80 - 04.88			ST	t	32-846-F =				
					a	32-846-0				
									89-001-0	
						ST	t	27-310-F =		
		a	27-311-0							
									89-007-0	







### DERBY (86)

02.77 - 09.81

0.9 1.1 1.3	02.77 - 09.81 02.77 - 09.81 02.77 - 09.81			ST	t	27-412-F =				
					a	27-412-0				
									87-078-A	with integrated ball bearing
						ST	t	27-849-F =		
		a	27-849-0							
									89-011-0	













### DERBY (86C)

08.81 - 12.84

1.0 1.1 1.3, 40 kW 1.3, 44 kW 1.3, 55 kW	10.81 - 12.84 10.81 - 07.83 08.83 - 12.84 08.81 - 07.83 09.82 - 12.84			ST	t	27-412-F =				
					a	27-412-0				
									87-287-A	with integrated ball bearing
						ST	t	27-849-F =		
		a	27-849-0							
									89-011-0	

### GOLF I (17)

04.74 - 12.85

1.1, 37 kW 1.1, 38 kW          1.1, 44 kW	04.74 - 07.83 01.81 - 07.83          01.81 - 07.83			ST	t	27-229-F =				
					a	27-229-0				
					a	27-229-1 HD●				
									87-286-A	with integrated ball bearing
						ST	t	27-833-F =	For 37 kw: use VW 171 512 102 A spring collar	
							t	27-833-P =*	For 37 kw: use VW 171 512 102 A spring collar	
		a	27-832-0				For 37 kw: use VW 171 512 102 A spring collar			
								89-006-0		
					ST	t	27-229-F =			
		a				27-229-0				
		a				27-229-1 HD●				
									89-001-0	
				ST	t	27-833-F =	For 37 kw: use VW 171 512 102 A spring collar			
					t	27-833-P =*	For 37 kw: use VW 171 512 102 A spring collar			
		a	27-832-0		For 37 kw: use VW 171 512 102 A spring collar					
						89-006-0				



t = turbo  
a = automatic  
e = eXtreme

Article No.



# Volkswagen

## GOLF I (17)

04.74 - 12.85

1.3 1.5, 1439 ccm 1.5, 1460 ccm 1.6 1.5 D 1.6 D	08.79 - 07.83 08.77 - 07.83 04.74 - 12.75 08.75 - 07.77 08.76 - 07.80 08.80 - 07.83			ST	t	27-229-F =			
					a	27-229-0			
					a	27-229-1 HD●			
								87-286-A	with integrated ball bearing
								89-001-0	
						ST	t	27-833-F =	
					t	27-833-P =*			
					a	27-832-0			
						89-006-0			
1.6 GTI 1.8 GTI 1.6 TD	08.76 - 07.82 08.82 - 12.83 03.82 - 07.83			ST	t	27-229-F =			
					a	27-229-1			
						87-286-A	with integrated ball bearing		
								89-001-0	
						ST	t	27-833-F =	
							t	27-833-P =*	
					a	27-832-0			
						89-006-0			

## GOLF I Convertible (155)

01.79 - 08.93

1.3	04.79 - 07.86			ST	t	27-229-F =			
					a	27-229-0			
					a	27-229-1 HD●			
								89-001-0	
						ST	t	27-833-F =	
							t	27-833-P =*	
					a	27-832-0			
						89-006-0			
1.5 1.6, 53 kW 1.6, 55 kW 1.6, 81 kW	01.79 - 11.83 04.86 - 02.90 08.83 - 04.92 08.79 - 07.82			ST	t	27-229-F =			
					a	27-229-0			
					a	27-229-1 HD●			
								87-286-A	with integrated ball bearing
								89-001-0	
						ST	t	27-833-F =	
					t	27-833-P =*			
					a	27-832-0			
						89-006-0			
1.8, 66 kW 1.8, 70 kW 1.8, 72 kW	08.83 - 09.92 08.83 - 04.93 08.89 - 03.93			ST	t	27-229-F =			
					a	27-229-1			
						87-286-A	with integrated ball bearing		
								89-001-0	
						ST	t	27-833-F =	
							t	27-833-P =*	
					a	27-832-0			
						89-006-0			
1.8, 82 kW	08.82 - 12.89			ST	t	27-229-F =	08.1983->		
					a	27-229-1	08.1983->		
						87-286-A	with integrated ball bearing		
								89-001-0	
						ST	t	27-833-F =	08.1983->
							t	27-833-P =*	08.1983->
					a	27-832-0			
						89-006-0			



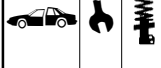
					t = turbo a = automatic e = eXtreme	<div style="font-size: 2em; font-weight: bold; margin-bottom: 5px;">i</div> <div style="font-size: 1.5em; font-weight: bold;">Volkswagen</div>
Article No.						

GOLF II (19E)	08.83 - 12.92						
1.0, 33 kW 1.0, 37 kW 1.3, 37 kW 1.3, 40 kW 1.6, 51 kW 1.6, 53 kW 1.6, 55 kW 1.8, 62 kW 1.8, 66 kW 1.8 i CAT 1.6 D, 40 kW 1.6 TD, 44 kW 1.6 TD, 51 kW 1.6 TD, 59 kW	11.83 - 08.85 08.85 - 10.91 08.85 - 12.87 08.83 - 06.87 10.86 - 12.92 02.86 - 10.91 08.83 - 08.91 08.86 - 01.90 08.84 - 10.91 08.87 - 10.91 08.83 - 10.91 08.89 - 10.91 08.83 - 10.91 04.89 - 10.91		ST	t	27-467-F =	Installation only with threaded suspension strut	
				a	27-467-0	Installation only with threaded suspension strut	
			ST	t	27-A58-F =●		
				a	27-A58-0 ●		
					87-288-A	with integrated ball bearing	
					89-001-0		
			○	ST	t	27-415-F =	
					t	27-415-P =*	
					a	27-215-0	
					a	27-215-1 HD●	
					e	60-117-1	Conversion requires Roadworthy Test. Replace in pairs only
					a	27-332-0	
					89-007-0		
1.3 CAT	06.86 - 12.92		ST	t	27-467-F =	->10.1991 Installation only with threaded suspension strut	
				a	27-467-0	->10.1991 Installation only with threaded suspension strut	
			ST	t	27-A58-F =●	->10.1991	
				a	27-A58-0 ●	->10.1991	
					87-288-A	->10.1991 with integrated ball bearing	
					89-001-0		
			○	ST	t	27-415-F =	->10.1991
					t	27-415-P =*	->10.1991
					a	27-215-0	->10.1991
					a	27-215-1 HD●	->10.1991
					e	60-117-1	->10.1991 Conversion requires Roadworthy Test. Replace in pairs only
					a	27-332-0	->10.1991
					89-007-0		
1.3, 44 kW 1.6 D, 37 kW	08.83 - 10.86 08.83 - 10.91		ST	t	27-467-F =	Installation only with threaded suspension strut	
				a	27-467-0	Installation only with threaded suspension strut	
			ST	t	27-A58-F =●		
				a	27-A58-0 ●		
					89-001-0		
			○	ST	t	27-415-F =	
					t	27-415-P =*	
					a	27-215-0	
					a	27-215-1 HD●	
					e	60-117-1	Conversion requires Roadworthy Test. Replace in pairs only
					a	27-332-0	
					89-007-0		
1.8 Syncro, 66 kW 1.8 i Syncro CAT 1.8 Syncro, 72 kW	02.86 - 07.91 08.87 - 10.91 08.88 - 07.91		ST	t	27-467-F =	not for equipment variation: Country not for equipment variation: G60, Rallye Installation only with threaded suspension strut	
				a	27-467-0	not for equipment variation: Country not for equipment variation: G60, Rallye Installation only with threaded suspension strut	
			ST	t	27-A58-F =●	not for equipment variation: Country not for equipment variation: G60, Rallye	
				a	27-A58-0 ●	not for equipment variation: Country not for equipment variation: G60, Rallye	
					87-288-A	with integrated ball bearing	
					89-001-0		
			○	ST	a	27-785-0	not for equipment variation: Country not for equipment variation: G60, Rallye

					t = turbo a = automatic e = eXtreme	<div style="border: 1px solid black; padding: 5px; display: inline-block;"> <b>Article No.</b> </div>	<div style="font-size: 2em; font-weight: bold;">i</div>
--	--	--	--	--	---	---	---

# Volkswagen

Model	Year Range							
1.8 GTI, 79 kW 1.8 GTI CAT 1.8 GTI, 82 kW	08.85 - 10.87 01.87 - 10.91 08.83 - 12.89			ST	a	27-467-0	Installation only with threaded suspension strut	
				ST	t	27-A58-F =●		
					a	27-A58-0 ●		
						87-288-A	with integrated ball bearing	
				ST	t	27-415-F =		
					t	27-415-P =*		
					a	27-215-1 ●		
		e	60-117-1 ↑⊕	Conversion requires Roadworthy Test. Replace in pairs only				
				89-007-0				
1.8 GTI 16V, 95 kW 1.8 GTI 16V, 102 kW	02.86 - 10.91 02.86 - 06.90			ST	a	27-467-0	Installation only with threaded suspension strut	
				ST	t	27-A58-F =●		
					a	27-A58-0 ●		
						87-288-A	with integrated ball bearing	
				ST	t	27-528-F =		
							89-007-0	
1.8 GTI G60	04.90 - 07.91			ST	t	32-A70-F =		
					a	32-A70-0		
						87-288-A	with integrated ball bearing	
				ST	t	27-528-F =		
							89-007-0	
1.8 GTI G60 Syncro	08.88 - 07.91			ST	t	32-A70-F =	08.1990->	
						87-285-A	08.1990-> with integrated ball bearing	
						89-001-0		
1.4, 40 kW 1.4, 44 kW 1.6, 55 kW 1.8, 55 kW 1.8, 66 kW 1.9 D 1.9 TD,GTD 1.9 TDI, 66 kW	11.91 - 08.97 10.91 - 08.97 09.92 - 08.97 11.91 - 08.97 11.91 - 08.97 11.91 - 08.97 11.91 - 08.97 09.93 - 08.97			ST	t	27-A58-F =	->08.1994	
					t	32-B66-F =	09.1994->	
					a	27-A58-0	->08.1994	
				△	t	32-B66-0	09.1994->	
					t	32-A69-F =	09.1994->	
							87-285-A	->Chass. 1H-SW062538 with integrated ball bearing
							87-375-R	Chass. 1H-SW062539->
							87-375-A 87-398-L	
							89-001-0	
				ST	t	27-415-F =		
					t	27-415-P =*		
					a	27-215-0		
					a	27-215-1 HD●		
△	a				27-332-0			
					89-007-0			



t = turbo  
a = automatic  
e = eXtreme

Article No.








**Volkswagen**










































**GOLF III (1HX)**

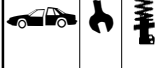
**08.91 - 08.97**

1.6, 74 kW 1.9 TDI, 81 kW	07.95 - 08.97 04.96 - 08.97			ST	t	32-B66-F =				
					a	32-B66-0				
					△	32-A69-F =				
						87-285-A	->Chass. 1H-SW062538 with integrated ball bearing			
						87-375-R 87-375-A 87-398-L	Chass. 1H-SW062539->			
						89-001-0				
							ST	t	27-415-F =	
								t	27-415-P =*	
								a	27-215-0	
								a	27-215-1 HD●	
△	27-332-0									
			89-007-0							
1.8 Syncro (1HX1)	01.93 - 08.97			ST	t	27-A58-F =	->Chass. 1H-S-062 538 not for equipment variation: Country			
					t	32-B66-F =	Chass. 1H-S-062 539-> not for equipment variation: Country			
					a	27-A58-0	->Chass. 1H-S-062 538 not for equipment variation: Country			
					a	32-B66-0	Chass. 1H-S-062 539-> not for equipment variation: Country			
					△	32-A69-F =	not for equipment variation: Country			
						87-285-A	->Chass. 1H-SW062538 with integrated ball bearing			
						87-375-R 87-375-A 87-398-L	Chass. 1H-SW062539->			
						89-001-0				
1.8 GT	09.91 - 12.97			ST	t	27-A58-F =	->08.1994			
					t	32-B66-F =	09.1994->			
							89-001-0			
							ST	t	27-415-F =	
								t	27-415-P =*	
										89-007-0
2.0	11.91 - 08.97			ST	t	27-A58-F =	->08.1994			
					t	32-B66-F =	09.1994->			
					a	27-A58-0	->08.1994			
					a	32-B66-0	09.1994->			
						87-285-A	->Chass. 1H-SW062538 with integrated ball bearing			
						87-375-R 87-375-A 87-398-L	Chass. 1H-SW062539->			
							89-001-0			
							ST	t	27-415-F =	
								t	27-415-P =*	
								a	27-215-0	
a	27-215-1 HD●									
			89-007-0							
2.0 GTI	11.91 - 12.97			ST	t	32-A69-F =	->08.1994			
					t	32-B66-F =	09.1994->			
							89-001-0			
							ST	t	27-528-F =	->08.1994
								t	27-415-F =	09.1994->
								t	27-415-P =*	09.1994->
										89-007-0

					t = turbo a = automatic e = eXtreme	<b>i</b>
<b>Article No.</b>						
<b>Volkswagen</b>						

**GOLF III (1HX) 08.91 - 08.97**

2.0 Syncro (1HX1)	08.95 - 08.97			ST	t	32-B66-F =	not for equipment variation: Country		
					a	32-B66-0	not for equipment variation: Country		
					△	32-A69-F =	05.1996-> not for equipment variation: Country		
						87-285-A	->Chass. 1H-SW062538 with integrated ball bearing		
						87-375-R ⚡  87-375-A  87-398-L	Chass. 1H-SW062539->		
	89-001-0								
2.0 GTI 16V	08.92 - 08.97			ST	a	26-046-A =	not for equipment variation: Country		
						87-285-A	->Chass. 1H-SW062538 with integrated ball bearing		
						87-375-R ⚡  87-375-A  87-398-L	Chass. 1H-SW062539->		
						89-001-0			
						ST	t	27-528-F =	
2.8 VR6	01.92 - 08.97			ST	t	32-A69-F =			
						87-375-R ⚡  87-375-A  87-398-L	Chass. 1H-SW062539->		
						89-001-0			
						ST	t	27-528-F =	
					2.9 VR6 Syncro (1HX1)	10.94 - 08.97			ST
△	32-A69-F =								
	87-375-R ⚡  87-375-A  87-398-L								
	89-001-0								
	ST	a	26-046-A =						
1.9 SDI	04.97 - 08.97			ST	t	32-B66-F =			
					a	32-B66-0			
					△	32-A69-F =			
						89-001-0			
						ST	t	27-415-F =	
							t	27-415-P =*	
							a	27-215-0	
							a	27-215-1 HD●	
△	27-332-0								
	89-007-0								
1.9 TDI Syncro (1HX1)	08.95 - 08.97			ST	t	32-B66-F =	not for equipment variation: Country		
					a	32-B66-0	not for equipment variation: Country		
					△	32-A69-F =	not for equipment variation: Country		
						87-285-A	->Chass. 1H-SW062538 with integrated ball bearing		
						87-375-R ⚡  87-375-A  87-398-L	Chass. 1H-SW062539->		
	89-001-0								



t = turbo  
a = automatic  
e = eXtreme

Article No.



**Volkswagen**

**GOLF III Estate (1HX0) 07.93 - 04.99**

1.4, 40 kW 1.4, 44 kW 1.8, 55 kW 1.8, 66 kW 1.9 D 1.9 TD 1.9 TDI, 66 kW	07.93 - 04.99			ST	t	27-A58-F =	->08.1994			
					t	32-B66-F =	09.1994->			
					a	27-A58-0	->08.1994			
					a	32-B66-0	09.1994->			
					△ t	32-A69-F =	09.1994->			
							87-285-A	->Chass. 1H-SW062538 with integrated ball bearing		
							87-375-R ↔  87-375-A 87-398-L	Chass. 1H-SW062539->		
							89-001-0			
							ST	t	32-530-F =	
								t	32-530-P =*	
a	32-530-0									
e	60-A05-0	Replace in pairs only Conversion requires Roadworthy Test. Use retrofit kit when retrofitting to NIVOMAT!								
△ a	32-721-0	09.1994->								
1.6	07.94 - 04.99			ST	t	27-A58-F =	->08.1994			
					t	32-B66-F =	09.1994->			
					a	27-A58-0	->08.1994			
					a	32-B66-0	09.1994->			
					△ t	32-A69-F =	09.1994->			
							87-375-R ↔  87-375-A 87-398-L			
							89-001-0			
							ST	t	32-530-F =	
								t	32-530-P =*	
								a	32-530-0	
e	60-A05-0	Replace in pairs only Conversion requires Roadworthy Test. Use retrofit kit when retrofitting to NIVOMAT!								
△ a	32-721-0	09.1994->								
1.8 Syncro 2.9 VR6 Syncro 1.9 TDI Syncro	10.94 - 04.99 10.94 - 04.99 07.95 - 04.99			ST	t	32-A69-F =	->12.1998			
					△ t	32-A69-F =	->12.1998			
							87-375-R ↔  87-375-A 87-398-L			
							89-001-0			
					2.0	07.93 - 04.99			ST	t
t	32-A69-F =	09.1994->								
a	27-A58-0	->08.1994								
△ t	32-A69-F =	09.1994->								
		87-285-A	->Chass. 1H-SW062538 with integrated ball bearing							
		87-375-R ↔  87-375-A 87-398-L	Chass. 1H-SW062539->							
		89-001-0								
		ST	t	32-530-F =						
			t	32-530-P =*						
			a	32-530-0						
			e	60-A05-0	Replace in pairs only Conversion requires Roadworthy Test. Use retrofit kit when retrofitting to NIVOMAT!					
			△ a	32-721-0	09.1994->					

					<p>t = turbo a = automatic e = eXtreme</p>	<p>Article No.</p>	
Volkswagen							

**GOLF III Estate (1HX0) 07.93 - 04.99**

2.0 Syncro	08.95 - 04.99			ST	t	32-A69-F =	05.1996 - 12.1998			
					△	t	32-A69-F =	05.1996 - 12.1998		
								87-375-R 87-375-A 87-398-L		
								89-001-0		
2.9 VR6	10.94 - 04.99			ST	t	32-A69-F =				
							89-001-0			
							ST	t	32-530-F =	
								t	32-530-P =*	
1.9 SDI	04.97 - 04.99			ST	t	32-B66-F =				
						a	32-B66-0			
					△	t	32-A69-F =			
							89-001-0			
					ST	t	32-530-F =			
							t	32-530-P =*		
							a	32-530-0		
							e	60-A05-0	Replace in pairs only Conversion requires Roadworthy Test. Use retrofit kit when retrofitting to NIVOMAT!	
1.9 TDI, 81 kW	04.96 - 04.99			ST	t	32-B66-F =				
						a	32-B66-0			
					△	t	32-A69-F =			
							87-375-R 87-375-A 87-398-L			
			ST	t	32-530-F =					
					t	32-530-P =*				
					a	32-530-0				
					e	60-A05-0	Replace in pairs only Conversion requires Roadworthy Test. Use retrofit kit when retrofitting to NIVOMAT!			
			△	a	32-721-0					

**GOLF III Convertible (1E) 07.93 - 05.98**

1.6 1.8, 55 kW 1.8, 66 kW 2.0 1.9 TDI, 66 kW 1.9 TDI, 81 kW	10.94 - 05.98 07.93 - 05.98 07.93 - 05.98 07.93 - 05.98 08.95 - 05.98 07.96 - 05.98			ST	t	32-A69-F =				
							87-375-R 87-375-A 87-398-L			
							89-001-0			
							ST	t	27-415-F =	
								t	27-415-P =*	
								a	27-215-1	
						89-007-0				

**GOLF III Convertible (1E7) 06.98 -**

1.6 1.8, 55 kW 1.8, 66 kW 2.0 1.9 TDI, 66 kW 1.9 TDI, 81 kW	06.98 - 06.98 - 06.98 - 06.98 - 06.98 - 06.98 -			ST	t	32-A69-F =				
							89-001-0			
							ST	t	27-415-F =	
								t	27-415-P =*	
								a	27-215-1	
										89-007-0



t = turbo  
a = automatic  
e = eXtreme

Article No.



**Volkswagen**

**GOLF IV (1J1)**

**08.97 -**

1.4 16V 1.6, 74 kW	08.97 - 08.97 - 02.00			ST	t	32-E14-F =			
					a	32-E14-0			
					△ t	32-E14-F =	Chass. 1J-XW186 039->		
					a	32-E14-0	Chass. 1J-XW186 039->		
							87-393-R		
							87-393-A 87-398-L		
							89-042-0		
						ST	t	27-C06-P =*	
							a	27-C06-F =	
e	60-A49-0						Replace in pairs only Conversion requires Roadworthy Test. Use retrofit kit when retrofitting to NIVOMAT!		
	87-404-A								
					62-A49-0 (x1)	Required when retrofitting to NIVOMAT!			
1.6, 75 kW 1.6 16V 2.3 V5, 125 kW 1.9 TDI, 110 kW	08.00 - 02.00 - 10.00 - 05.00 -			ST	t	32-E14-F =			
					a	32-E14-0			
					△ t	32-E14-F =			
					a	32-E14-0			
							89-042-0		
						ST	t	27-C06-P =*	
							a	27-C06-F =	
							e	60-A49-0	Replace in pairs only Conversion requires Roadworthy Test. Use retrofit kit when retrofitting to NIVOMAT!
								87-404-A	
					62-A49-0 (x1)	Required when retrofitting to NIVOMAT!			
1.8 1.9 SDI	08.97 - 08.97 -			ST	t	32-E14-F =	->Chass. 1J-1-560 000		
					a	32-E14-0	->Chass. 1J-1-560 000		
					SP t	32-E14-F =	->Chass. 1J-Y-800 000		
					a	32-E14-0	->Chass. 1J-Y-800 000		
							△ t	32-E14-F =	Chass. 1J-XW186 039->
							a	32-E14-0	Chass. 1J-XW186 039->
							87-393-R		
							87-393-A 87-398-L		
							89-042-0		
				ST	t	27-C06-P =*			
					a	27-C06-F =			
					e	60-A49-0	Replace in pairs only Conversion requires Roadworthy Test. Use retrofit kit when retrofitting to NIVOMAT!		
					SP a	27-C08-F =			
					87-404-A				
					62-A49-0 (x1)	Required when retrofitting to NIVOMAT!			
1.8 4motion 2.3 V5 4motion 1.9 TDI 4motion	05.98 - 12.98 - 10.00 04.98 - 06.01			ST	t	32-E14-F =	->Chass. 1J-X-800 000		
					a	32-E14-0	->Chass. 1J-X-800 000		
					SP t	32-E14-F =	->Chass. 1J-X-800 000		
					a	32-E14-0	->Chass. 1J-X-800 000		
							△ t	32-E14-F =	->Chass. 1J-X-800 000
							a	32-E14-0	->Chass. 1J-X-800 000
							89-042-0		



t = turbo  
a = automatic  
e = eXtreme

Article No.








# Volkswagen

GOLF IV (1J1)







08.97 -

1.8 T	08.97 -			ST	t	32-E14-F =	->Chass. 1J-1-560 000
					a	32-E14-0	->Chass. 1J-1-560 000
				SP	t	32-E14-F =	->Chass. 1J-Y-800 000
					a	32-E14-0	->Chass. 1J-Y-800 000
				△	t	32-E14-F =	Chass. 1J-XW186 039->
					a	32-E14-0	Chass. 1J-XW186 039->
					89-042-0		
				ST	t	27-C06-P =*	
					a	27-C06-F =	
					e	60-A49-0	Replace in pairs only Conversion requires Roadworthy Test. Use retrofit kit when retrofitting to NIVOMAT!
SP	a			27-C08-F =			
			62-A49-0 (x1)	Required when retrofitting to NIVOMAT!			
2.0	07.98 -			ST	t	32-E14-F =	->Chass. 1J-1-560 000
					a	32-E14-0	->Chass. 1J-1-560 000
				SP	t	32-E14-F =	->Chass. 1J-Y-800 000
					a	32-E14-0	->Chass. 1J-Y-800 000
				△	t	32-E14-F =	
					a	32-E14-0	
					89-042-0		
				ST	t	27-C06-P =*	
					a	27-C06-F =	
					e	60-A49-0	Replace in pairs only Conversion requires Roadworthy Test. Use retrofit kit when retrofitting to NIVOMAT!
SP	a			27-C08-F =			
			62-A49-0 (x1)	Required when retrofitting to NIVOMAT!			
2.3 V5, 110 kW 1.9 TDI, 66 kW 1.9 TDI, 81 kW	08.97 - 10.00 08.97 - 06.01 08.97 - 06.01			ST	t	32-E14-F =	->Chass. 1J-Y-800 000
					a	32-E14-0	->Chass. 1J-Y-800 000
				SP	t	32-E14-F =	->Chass. 1J-Y-800 000
					a	32-E14-0	->Chass. 1J-Y-800 000
				△	t	32-E14-F =	Chass. 1J-XW186 039->
					a	32-E14-0	Chass. 1J-XW186 039->
					87-393-R 87-393-A 87-398-L		
					89-042-0		
				ST	t	27-C06-P =*	
					a	27-C06-F =	
e	60-A49-0				Replace in pairs only Conversion requires Roadworthy Test. Use retrofit kit when retrofitting to NIVOMAT!		
SP	a			27-C08-F =			
			87-404-A				
			62-A49-0 (x1)	Required when retrofitting to NIVOMAT!			

















					t = turbo a = automatic e = eXtreme	<div style="font-size: 2em; font-weight: bold; margin-bottom: 5px;">i</div> <div style="font-size: 1.5em; font-weight: bold;">Volkswagen</div>
<b>Article No.</b>						








**GOLF IV (1J1) 08.97 -**






1.9 TDI, 74 kW 1.9 TDI, 85 kW	09.00 - 12.98 - 06.01			ST	t	32-E14-F =	->Chass. 1J-Y-800 000
					a	32-E14-0	->Chass. 1J-Y-800 000
				SP	t	32-E14-F =	->Chass. 1J-Y-800 000
					a	32-E14-0	->Chass. 1J-Y-800 000
				△	t	32-E14-F =	
					a	32-E14-0	
					89-042-0		
					ST	t	27-C06-P =*
		a				27-C06-F =	
		e				60-A49-0 	Replace in pairs only Conversion requires Roadworthy Test. Use retrofit kit when retrofitting to NIVOMAT!
SP	a	27-C08-F =					
			62-A49-0 (x1)	Required when retrofitting to NIVOMAT!			

**GOLF IV Estate (1J5) 05.99 -**

1.4 16V 1.6, 74 kW 1.6 16V	05.99 - 05.99 - 02.00 02.00 -			ST	t	32-E14-F =		
					a	32-E14-0		
				△	t	32-E14-F =		
					a	32-E14-0		
							89-042-0	
							ST	a
		e	60-A49-0 	Replace in pairs only Conversion requires Roadworthy Test. Use retrofit kit when retrofitting to NIVOMAT!				
				62-A49-1 (x1)				Required when retrofitting to NIVOMAT!
								
					ST	t	32-E14-F =	
a	32-E14-0							
△	t	32-E14-F =						
	a	32-E14-0						
					89-042-0			
					ST	a	27-C09-F =	

















1.8 T	05.00 -			ST	t	32-E14-F =	->Chass. 1J-1-560 000
					a	32-E14-0	->Chass. 1J-1-560 000
				SP	t	32-E14-F =	->Chass. 1J-Y-800 000
					a	32-E14-0	->Chass. 1J-Y-800 000
				△	t	32-E14-F =	
					a	32-E14-0	

2.0 1.9 TDI, 66 kW 1.9 TDI, 81 kW 1.9 TDI, 85 kW	05.99 - 05.99 - 06.01 05.99 - 06.01 08.99 - 06.01			ST	t	32-E14-F =	->Chass. 1J-Y-800 000
					a	32-E14-0	->Chass. 1J-Y-800 000
				SP	t	32-E14-F =	->Chass. 1J-Y-800 000
					a	32-E14-0	->Chass. 1J-Y-800 000
				△	t	32-E14-F =	
					a	32-E14-0	
					89-042-0		
					ST	a	27-C09-F =
		e				60-A49-0 	Replace in pairs only Conversion requires Roadworthy Test. Use retrofit kit when retrofitting to NIVOMAT!
					62-A49-1 (x1)	Required when retrofitting to NIVOMAT!	























					t = turbo a = automatic e = eXtreme	<b>i</b>
<b>Article No.</b>						


# Volkswagen

## GOLF IV Estate (1J5) 05.99 -

2.3 V5 1.9 TDI, 74 kW	05.99 - 09.00 -			ST	t	32-E14-F =	->Chass. 1J-Y-800 000				
					a	32-E14-0	->Chass. 1J-Y-800 000				
					SP	t	32-E14-F =	->Chass. 1J-Y-800 000			
						a	32-E14-0	->Chass. 1J-Y-800 000			
					△	t	32-E14-F =				
						a	32-E14-0				
						89-042-0					
						ST	a	27-C09-F =			
								a	27-C09-F =		
1.9 SDI	05.99 -			ST	t	32-E14-F =	->Chass. 1J-Y-800 000				
					a	32-E14-0	->Chass. 1J-Y-800 000				
				SP	t	32-E14-F =	->Chass. 1J-Y-800 000				
					a	32-E14-0	->Chass. 1J-Y-800 000				
				△	t	32-E14-F =					
					a	32-E14-0					
										87-393-R	
										 87-393-A	
										 87-398-L	
										89-042-0	
						ST	a	27-C09-F =			
								e	60-A49-0  	Replace in pairs only Conversion requires Roadworthy Test. Use retrofit kit when retrofitting to NIVOMAT!	
							62-A49-1 (x1)	Required when retrofitting to NIVOMAT!			

## JETTA I (17) 08.79 - 01.85

1.1 1.3 1.5 1.6 1.5 D 1.6 D	08.79 - 12.83 08.79 - 12.83 08.79 - 12.83 08.80 - 12.83 08.79 - 07.80 08.80 - 12.83			ST	t	27-229-F =							
					a	27-229-0							
					a	27-229-1 HD●							
							87-286-A	with integrated ball bearing					
							89-001-0						
											ST	t	27-833-F =
						t	27-833-P =*						
						a	27-832-0						
							89-006-0						
1.6 GLI	08.79 - 07.82			ST	t	27-229-F =							
					a	27-229-0							
					a	27-229-1 HD●							
											89-001-0		
										ST	t	27-833-F =	
												t	27-833-P =*
						a	27-832-0						
							89-006-0						
1.8 1.6 TD	08.82 - 12.83 03.82 - 12.83			ST	t	27-229-F =							
					a	27-229-1 HD●							
							87-286-A	with integrated ball bearing					
											89-001-0		
										ST	t	27-833-F =	
												t	27-833-P =*
							89-006-0						



t = turbo  
a = automatic  
e = eXtreme

Article No.








**Volkswagen**









**JETTA II (19E)**

**01.84 - 12.92**











































1.3, 40 kW 1.3, 44 kW 1.8, 79 kW 1.8 CAT, 79 kW 1.8, 82 kW	01.84 - 06.87 01.84 - 10.86 08.85 - 10.87 01.87 - 10.91 01.84 - 12.88			ST	t	27-467-F =	Installation only with threaded suspension strut	
					a	27-467-0	Installation only with threaded suspension strut	
				ST	t	27-A58-F =●		
					a	27-A58-0 ●		
						89-001-0		
				○	ST	t	27-415-F =	
						t	27-415-P =*	
						a	27-215-0	
						a	27-215-1 HD●	
						e	60-117-1 ↑○	Conversion requires Roadworthy Test. Replace in pairs only
	△	a	27-332-0					
					89-007-0			
1.3 CAT 1.6, 51 kW 1.6, 53 kW 1.6, 55 kW 1.8, 62 kW 1.8, 66 kW 1.8 CAT, 66 kW 1.6 D 1.6 TD, 44 kW 1.6 TD, 51 kW 1.6 TD, 59 kW	06.87 - 12.91 10.86 - 10.91 03.86 - 10.91 01.84 - 08.91 08.86 - 01.90 08.84 - 10.91 08.87 - 10.91 01.84 - 10.91 01.90 - 10.91 01.84 - 10.91 04.89 - 10.91			ST	t	27-467-F =	Installation only with threaded suspension strut	
					a	27-467-0	Installation only with threaded suspension strut	
				ST	t	27-A58-F =●		
					a	27-A58-0 ●		
						87-288-A	10.1989-> with integrated ball bearing	
				○	ST	t	27-415-F =	
						t	27-415-P =*	
						a	27-215-0	
						a	27-215-1 HD●	
						e	60-117-1 ↑○	Conversion requires Roadworthy Test. Replace in pairs only
	△	a	27-332-0					
					89-007-0			
1.8 Syncro, 66 kW 1.8 Syncro, 72 kW	08.87 - 12.88 08.88 - 07.91			ST	t	27-467-F =	Installation only with threaded suspension strut	
					a	27-467-0	Installation only with threaded suspension strut	
				ST	t	27-A58-F =●		
		a			27-A58-0 ●			
							89-001-0	
		○	ST	a	27-785-0			
1.8 GT 1.8 GTi	08.86 - 12.92 08.83 - 07.86			ST	a	27-467-0	Installation only with threaded suspension strut	
					t	27-A58-F =●		
			a	27-A58-0 ●				
							89-001-0	
				○	ST	t	27-415-F =	
						t	27-415-P =*	
						a	27-215-1	
e	60-117-1 ↑○					Conversion requires Roadworthy Test. Replace in pairs only		
					89-007-0			






					t = turbo a = automatic e = eXtreme	<b>i</b>
<b>Article No.</b>						

# Volkswagen







<b>JETTA II (19E)</b>		<b>01.84 - 12.92</b>									
1.8 16V, 95 kW 1.8 16V, 102 kW	08.86 - 10.91 06.87 - 12.89			ST	a	27-467-0	05.1987->	Equipment Variation: GTX Installation only with threaded suspension strut			
				ST	t	27-A58-F =●	05.1987->	Equipment Variation: GTX			
					a	27-A58-0 ●	05.1987->	Equipment Variation: GTX			
								89-001-0			
				ST	t	27-415-F =	05.1987->	Equipment Variation: GTX			
					t	27-415-P =*	05.1987->	Equipment Variation: GTX			
					a	27-215-1	05.1987->	Equipment Variation: GTX			
					e	60-117-1 	05.1987->	Conversion requires Roadworthy Test. Equipment Variation: GTX Replace in pairs only			
								89-007-0			

## KAEFER 04.49 -









<b>1.2 (42005)</b>		<b>01.54 - 07.65</b>							
1200 1.2 (11)	01.60 - 12.85			ST	a	27-162-8			
				ST	a	27-720-9			
1300 1.3 1500 1.5 (11)	08.65 - 07.70 08.66 - 11.73			ST	a	22-643-9			
				ST	a	27-162-8	->07.1965		
				ST	a	27-780-9	08.1965->		
				ST	a	27-720-9			
1300 1.3 (11), 29 kW	01.65 - 07.70			ST	a	22-643-9			
				ST	a	27-780-9	08.1965->		
				ST	a	27-720-9	08.1965->	swing axle	
1300 1.3 (11), 32 kW 1500 1.6	01.70 - 01.73 07.70 - 01.73			ST	a	27-221-9	08.1967->	double joint	
				ST	a	27-720-9	08.1967->	double joint	
				ST	a	27-720-9	08.1967->	double joint	
1302 1.2 (11) 1302 1.6 (11)	08.69 - 08.72 01.70 - 08.72			ST	a	27-221-9	08.1967->	double joint	
				ST	a	27-720-9	08.1967->	double joint	
				ST	a	27-720-9	08.1967->	double joint	
1302 1.2 (11) 1302 1.6 (11)	08.69 - 08.72 01.70 - 08.72			ST	a	27-715-0	08.1970 - Chass. F1333200000		
				ST	a	27-221-9	08.1970 - Chass. F1333200000		
				ST	a	27-781-9			
1302 1.3 1302 1.3 (11) 1302 1.6	08.70 - 07.75 08.70 - 08.72 07.71 - 07.74			ST	a	27-715-0	->Chass. F1333200000		
				ST	a	27-221-9	->Chass. F1333200000		
				ST	a	27-781-9			

					t = turbo a = automatic e = eXtreme	<div style="font-size: 2em; font-weight: bold; margin-bottom: 5px;">i</div> <div style="font-size: 1.5em; font-weight: bold;">Volkswagen</div>
<b>Article No.</b>						







**KAEFER 04.49 -**

1303 1.2 (13) 1303 1.3 (13) 1303 1.6 (13) 1303 LS,S 1.6 (13)	07.72 - 02.76			ST	t	27-891-F =	Chass. F1342000001->
	08.72 - 07.75				a	27-715-0	->Chass. F1333200000
	08.72 - 12.79				a	27-464-0	Chass. F1333200001 - Chass. F1342000000
	08.72 - 12.79				a	27-765-0	Chass. F1342000001->
				ST	a	27-221-9	
					a	22-781-9	
					a	27-780-9	
					a	27-221-9	double joint
1600 (Mexico) 1600 i (Mexico)	05.73 - 09.92			ST	a	27-780-9	
	10.92 -				a	27-720-9	swing axle









**KAEFER Convertible (15) 07.64 - 03.81**

Karmann 1.3 1500 1.5 1500 1.6	07.64 - 07.70				a	22-643-9	
	01.66 - 12.70				a		
1303 1.2 1303 1.6	04.75 - 12.79 08.70 - 07.74			ST	t	27-891-F =	Chass. F1342000001->
					a	27-765-0	Chass. F1342000001->
					a	27-221-9	Chass. F1342000001->
					a	22-781-9	
1302 1.3 1302 1.6 1302,1303 1.6 (15)	08.70 - 07.74 08.70 - 07.74 07.70 - 06.79				a	22-781-9	
					a		
					a		
1303 1.3	07.70 - 03.81			ST	t	27-891-F =	->12.1979 Chass. F1342000001->
					a	27-765-0	->12.1979 Chass. F1342000001->
					a	27-221-9	->12.1979 Chass. F1342000001->
					a	22-781-9	

**KARMANN GHIA Coupe (14, 34) 01.60 - 07.74**

1300	07.70 - 07.74				a	22-643-9	
1300	01.65 - 12.66				ST	a	27-780-9
1500, 32 kW 1500, 40 kW	01.66 - 12.69 08.61 - 05.70			ST	a	27-780-9	01.1966->
					a	27-720-9	Model: (1)
					a	22-643-9	
1600, 35 kW 1600, 37 kW	07.71 - 07.74 01.70 - 12.73			ST	a	27-720-9	

**KARMANN GHIA Convertible (14, 34) 01.60 - 07.74**

1200	01.60 - 12.64			ST	a	27-162-8	Model: (1)
					a	27-720-9	
1300	01.66 - 12.69			ST	a	27-780-9	->12.1966 Model: (1)
					a	27-720-9	->12.1966
					a	22-643-9	
					a		
1500, 29 kW	07.64 - 07.74			ST	a	27-780-9	01.1966-> Model: (1)
					a	27-720-9	
					a	22-643-9	
1500, 33 kW	01.66 - 12.69			ST	a	27-780-9	Model: (1)
					a	27-720-9	
					a	22-643-9	

					t = turbo a = automatic e = eXtreme	<div style="display: flex; justify-content: space-between; align-items: center;"> <span>Article No.</span> </div>
--	--	--	--	--	---	---

# Volkswagen

## LUPO (6X1, 6E1) 04.98 -

1.0 1.4 16V, 55 kW 1.7 SDI	04.98 - 04.98 - 04.98 -			ST	t	32-B76-F =	
					a	32-B76-0	
						87-398-R	
						87-398-A	
						87-398-L	
				ST	a	27-C07-F =	
1.4 16V, 74 kW 1.4 TDI	08.99 - 01.99 -			ST	t	32-B76-F =	05.1999->
					a	32-B76-0	05.1999->
				ST	a	27-C07-F =	05.1999->
1.2 TDI 3L (6E1)	07.99 -			ST		87-398-R	
						87-398-A	
						87-398-L	

## NEW BEETLE (9C1, 1C1) 01.98 -

1.6, 74 kW 1.9 TDI, 66 kW	10.99 - 09.00 01.98 - 02.01			ST	t	32-E14-F =	
					a	32-E14-0	
					△	32-E14-F =	
					a	32-E14-0	
						87-393-A	
						87-398-L	
						89-042-0	
				ST	a	27-C08-F =	
1.6, 75 kW 1.9 TDI, 74 kW	09.00 - 02.01 -			ST		87-393-R	
						87-393-A	
						87-398-L	
1.8 T	10.99 -			ST	t	32-E14-F =	
					a	32-E14-0	
					△	32-E14-F =	
					a	32-E14-0	
						87-393-A	
						87-398-L	
						89-042-0	
				ST	a	27-C08-F =	
				ST	a	27-C06-F =	
2.0	01.98 -			ST	t	32-E14-F =	
					a	32-E14-0	
					△	32-E14-F =	
					a	32-E14-0	
						87-393-A	
						87-398-L	
						89-042-0	
				ST	a	27-C08-F =	
				ST	a	27-C06-F =	Chass. 1C-W-035 000-> Eng. AEG
2.3 V5	01.99 -			ST		87-393-R	
						87-393-A	
						87-398-L	
				ST	a	27-C08-F =	

## PASSAT (32/33) 05.73 - 07.80

1.3, 40 kW 1.3, 44 kW	05.73 - 07.80 05.73 - 01.78			ST	t	32-846-F =	
					a	27-112-1	
1.5, 55 kW 1.5, 63 kW	07.73 - 12.75 05.73 - 12.75			ST		32-846-0 HD●	
						89-001-0	
1.6 1.5 D	08.75 - 07.80 08.77 - 07.80			ST	a	27-270-0	
					a	27-855-0 ▲●	



t = turbo  
a = automatic  
e = eXtreme

Article No.



**Volkswagen**

**PASSAT Estate (32/33) 05.73 - 10.81**

1.3, 40 kW	05.73 - 07.80			ST	t	32-846-F =	
1.3, 44 kW	10.73 - 01.78				a	27-112-1	
1.5, 55 kW	10.73 - 08.75				a	32-846-0 HD●	
1.5, 63 kW	10.73 - 12.75			ST		89-001-0	
1.6, 55 kW	02.76 - 07.80					27-316-0	
1.6, 63 kW	08.75 - 07.80						
1.6 i	06.78 - 07.80						
1.5 D	02.77 - 07.80						

**PASSAT (32B) 08.80 - 12.88**






1.3, 40 kW	08.80 - 07.83			ST	t	32-846-F =	
1.3, 44 kW	08.80 - 07.86				a	32-846-0	
1.8, 64 kW	05.86 - 03.88					87-083-A	
1.8, 66 kW	01.83 - 03.88			ST		87-083-R	
1.8, 82 kW	12.83 - 03.88					87-083-R	
1.9	01.81 - 07.83					87-299-A	
2.0	08.83 - 03.88					87-083-L	
2.2, 85 kW	08.85 - 03.88					89-001-0	
2.2, 100 kW	01.85 - 03.88			ST	t	27-310-F =	
1.6 D	08.80 - 03.88				a	27-311-0	
1.6 TD, 51 kW	04.82 - 03.88					89-007-0	
1.6 TD, 59 kW	05.86 - 03.88			ST	t	32-846-F =	
1.6, 51 kW	08.87 - 03.88				a	32-846-0	
1.6, 53 kW	02.86 - 03.88					87-083-A	
1.6, 55 kW	08.80 - 03.88					87-083-R	
1.6, 63 kW	01.81 - 02.83					87-299-A	
						87-083-L	
						89-001-0	
			27-310-F =				
			27-311-0				
			89-007-0				

**PASSAT Saloon (32B) 01.85 - 03.88**




















1.6, 51 kW	08.87 - 03.88			ST	t	32-846-F =	
1.6, 53 kW	01.85 - 03.88				a	32-846-0	
1.6, 55 kW	01.85 - 03.88					87-083-A	
1.8, 64 kW	05.86 - 03.88			ST		87-083-R	
1.8, 66 kW	01.85 - 03.88					87-083-R	
2.2	01.85 - 03.88					87-299-A	
1.6 TD	01.85 - 03.88					87-083-L	
						89-001-0	
				ST	t	27-310-F =	
					a	27-311-0	
						89-007-0	





**PASSAT Estate (32B) 08.80 - 06.89**

1.3, 40 kW	08.80 - 07.83			ST	t	32-846-F =	
1.6, 63 kW	01.81 - 02.83				a	32-846-0	
1.9	01.81 - 07.83					87-083-A	
				ST		87-083-R	
						87-083-R	
						87-299-A	
						87-083-L	
						89-001-0	
				ST	t	27-310-F =	
					a	27-311-0	
						89-007-0	

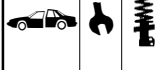
					t = turbo a = automatic e = eXtreme	<b>i</b>
<b>Article No.</b>						

# Volkswagen

<b>PASSAT Estate (32B) 08.80 - 06.89</b>								
1.3, 44 kW 1.6, 51 kW 1.6, 53 kW 1.6, 55 kW 1.8, 64 kW 1.8, 66 kW 1.8, 82 kW 2.0 2.2, 85 kW 2.2, 100 kW 1.6 D 1.6 TD	08.80 - 07.86 08.87 - 03.88 02.86 - 03.88 08.80 - 03.88 05.86 - 03.88 01.83 - 03.88 12.83 - 03.88 08.83 - 03.88 08.85 - 03.88 01.85 - 03.88 08.80 - 03.88 04.82 - 03.88			ST	t	a	e	32-846-F =
								32-846-0
								87-083-A
								87-083-R
								  87-299-A
								 87-083-L
								89-001-0
								27-310-F =
								27-311-0
								60-090-0  
<b>05.1983-&gt;</b> Conversion requires Roadworthy Test. Replace in pairs only								
89-007-0								
1.8 Syncro 2.0 Syncro 2.2 Syncro	01.86 - 03.88 05.84 - 03.88 08.85 - 03.88			ST	t	a	e	32-846-F =
								32-846-0
								87-083-A
								87-083-R
								  87-299-A
								 87-083-L
89-001-0								
1.8 Syncro 2.0 Syncro 2.2 Syncro	01.86 - 03.88 05.84 - 03.88 08.85 - 03.88			ST	t	a	e	32-846-F =
								32-846-0
								87-083-A
								87-083-R
								  87-299-A
								 87-083-L
89-001-0								
1.8 Syncro 2.0 Syncro 2.2 Syncro	01.86 - 03.88 05.84 - 03.88 08.85 - 03.88			ST	t	a	e	27-487-0

<b>PASSAT (35I) 02.88 - 08.96</b>								
1.6, 53 kW 1.6, 55 kW	02.88 - 09.91 02.88 - 12.88			ST	t	a	e	32-810-F =
								32-810-P =*
								32-810-0
								32-A70-F =●
								32-A70-0 ●
								32-E79-0
								32-E80-0
								87-285-A
								89-001-0
								27-982-F =
								27-982-P =*
								27-982-1
								60-182-0  
								27-882-0
89-007-0								
<b>-&gt;Chass. 31-P-026 435</b> length of damper tube 320.75 mm								
<b>Chass. 31-P-026 436-&gt;</b> length of damper tube 345.6 mm								
with integrated ball bearing								
Suspension: for vehicles without off-road suspension								
Tyre Size: max. 195/... Conversion requires Roadworthy Test. Replace in pairs only								
Suspension: for vehicles without off-road suspension								





t = turbo  
a = automatic  
e = eXtreme

Article No.



**Volkswagen**

**PASSAT (35i)**

**02.88 - 08.96**

1.6, 74 kW	10.94 - 08.96			ST	t	32-A75-F =			
					a	32-A75-0			
						a	32-E79-0	->Chass. 31-P-026 435 length of damper tube 320.75 mm	
					a	32-E80-0	Chass. 31-P-026 436-> length of damper tube 345.6 mm		
							87-375-R 87-375-A 87-398-L		
				89-001-0	Suspension: for vehicles without off-road suspension				
				ST	t	27-982-F =			
					t	27-982-P =*			
					a	27-982-1			
					e	60-191-4	Tyre Size: max. 195/... Conversion requires Roadworthy Test. Replace in pairs only		
	a				27-882-0				
		89-007-0	Suspension: for vehicles without off-road suspension						
1.8, 55 kW 1.8, 66 kW 2.0, 85 kW 1.9 TD	08.90 - 08.96			ST	t	32-810-F =	->07.1991 Installation only with threaded suspension strut		
					t	32-810-P =*	->07.1991 Installation only with threaded suspension strut		
					a	32-810-0	->07.1991 Installation only with threaded suspension strut		
	02.88 - 08.96				ST	t	32-A70-F =	->Chass. 31-P-026 435 length of damper tube 320.75 mm	
						t	32-A75-F =	Chass. 31-P-026 436-> length of damper tube 345.6 mm	
						a	32-A70-0	->Chass. 31-P-026 435 length of damper tube 320.75 mm	
						a	32-A75-0	Chass. 31-P-026 436-> length of damper tube 345.6 mm	
							a	32-E79-0	->Chass. 31-P-026 435 length of damper tube 320.75 mm
						a	32-E80-0	Chass. 31-P-026 436-> length of damper tube 345.6 mm	
	02.90 - 08.96						87-285-A	->Chass. 31-P-026 435 with integrated ball bearing	
							87-375-R 87-375-A 87-398-L	Chass. 31-P-026 436->	
							89-001-0	Suspension: for vehicles without off-road suspension	
	03.91 - 08.96				ST	t	27-982-F =		
						t	27-982-P =*		
						a	27-982-1		
						e	60-182-0	->07.1993 Tyre Size: max. 195/... Conversion requires Roadworthy Test. Replace in pairs only	
						e	60-191-4	08.1993-> Tyre Size: max. 195/... Conversion requires Roadworthy Test. Replace in pairs only	
				a	27-882-0				
		89-007-0	Suspension: for vehicles without off-road suspension						



t = turbo  
a = automatic  
e = eXtreme

Article No.



# Volkswagen

PASSAT (35I)

02.88 - 08.96

1.8, 79 kW	04.88 - 07.93			ST	t	32-810-F =	->07.1991 Installation only with threaded suspension strut			
					t	32-810-P =*	->07.1991 Installation only with threaded suspension strut			
					a	32-810-0	->07.1991 Installation only with threaded suspension strut			
						t	32-A70-F =	->Chass. 31-P-026 435 length of damper tube 320.75 mm		
						t	32-A75-F =	Chass. 31-P-026 436-> length of damper tube 345.6 mm		
						a	32-A70-0	->Chass. 31-P-026 435 length of damper tube 320.75 mm		
						a	32-A75-0	Chass. 31-P-026 436-> length of damper tube 345.6 mm		
						a	32-E79-0	->Chass. 31-P-026 435 length of damper tube 320.75 mm		
						a	32-E80-0	Chass. 31-P-026 436-> length of damper tube 345.6 mm		
							87-285-A	with integrated ball bearing		
							89-001-0	Suspension: for vehicles without off-road suspension		
							ST	t	27-982-F =	
								t	27-982-P =*	
								a	27-982-1	
e	60-182-0	Tyre Size: max. 195/... Conversion requires Roadworthy Test. Replace in pairs only								
a	27-882-0									
		89-007-0	Suspension: for vehicles without off-road suspension							
1.8, 82 kW 1.8 16V	04.88 - 07.90 04.88 - 12.89			ST	t	32-810-F =	Installation only with threaded suspension strut			
					t	32-810-P =*	Installation only with threaded suspension strut			
					a	32-810-0	Installation only with threaded suspension strut			
						t	32-A70-F =●			
						a	32-A70-0 ●			
						a	32-E79-0	->Chass. 31-P-026 435 length of damper tube 320.75 mm		
						a	32-E80-0	Chass. 31-P-026 436-> length of damper tube 345.6 mm		
							89-001-0	Suspension: for vehicles without off-road suspension		
							ST	t	27-982-F =	
								t	27-982-P =*	
a	27-982-1									
e	60-182-0	Tyre Size: max. 195/... Conversion requires Roadworthy Test. Replace in pairs only								
a	27-882-0									
		89-007-0	Suspension: for vehicles without off-road suspension							



t = turbo  
a = automatic  
e = eXtreme

Article No.








**Volkswagen**































**PASSAT (35i)**

**02.88 - 08.96**

1.8 G60 Syncro 2.0 Syncro	08.88 - 08.96 10.90 - 08.96			ST	t	32-810-F =	->07.1991 Installation only with threaded suspension strut					
					a	32-810-0	->07.1991 Installation only with threaded suspension strut					
						t	32-A70-F =	->Chass. 31-P-026 435 length of damper tube 320.75 mm				
						t	32-A75-F =	Chass. 31-P-026 436-> length of damper tube 345.6 mm				
						a	32-A70-0	->Chass. 31-P-026 435 length of damper tube 320.75 mm				
						a	32-A75-0	Chass. 31-P-026 436-> length of damper tube 345.6 mm				
							87-375-R 87-375-A 87-398-L					
							89-001-0					
					2.0, 79 kW	03.95 - 08.96			ST	a	27-113-0	
											t	32-A75-F =
a	32-A75-0											
a	32-E79-0	->Chass. 31-P-026 435 length of damper tube 320.75 mm										
a	32-E80-0	Chass. 31-P-026 436-> length of damper tube 345.6 mm										
		89-001-0	Suspension: for vehicles without off-road suspension									
		ST	t	27-982-F =								
			t	27-982-P =*								
			a	27-982-1								
			e	60-191-4						Tyre Size: max. 195/... Conversion requires Roadworthy Test. Replace in pairs only		
			a	27-882-0								
		89-007-0	Suspension: for vehicles without off-road suspension									

					t = turbo a = automatic e = eXtreme	<b>i</b>
<b>Article No.</b>						

# Volkswagen

PASSAT (35I)	02.88 - 08.96									
2.0 16V GT 1.6 TD 1.9 D	08.88 - 09.93 08.88 - 09.93 05.89 - 10.93			ST	t	32-810-F =	->07.1991 Installation only with threaded suspension strut			
					t	32-810-P =*	->07.1991 Installation only with threaded suspension strut			
					a	32-810-0	->07.1991 Installation only with threaded suspension strut			
						t	32-A70-F =	->Chass. 31-P-026 435 length of damper tube 320.75 mm		
						t	32-A75-F =	Chass. 31-P-026 436-> length of damper tube 345.6 mm		
						a	32-A70-0	->Chass. 31-P-026 435 length of damper tube 320.75 mm		
						a	32-A75-0	Chass. 31-P-026 436-> length of damper tube 345.6 mm		
						a	32-E79-0	->Chass. 31-P-026 435 length of damper tube 320.75 mm		
						a	32-E80-0	Chass. 31-P-026 436-> length of damper tube 345.6 mm		
								87-285-A	with integrated ball bearing	
								89-001-0	Suspension: for vehicles without off-road suspension	
							ST	t	27-982-F =	
								t	27-982-P =*	
								a	27-982-1	
								e	60-182-0 	->07.1993 Tyre Size: max. 195/... Conversion requires Roadworthy Test. Replace in pairs only
e	60-191-4 	08.1993-> Tyre Size: max. 195/... Conversion requires Roadworthy Test. Replace in pairs only								
	a	27-882-0								
			89-007-0	Suspension: for vehicles without off-road suspension						
2.0 16V	01.94 - 08.96			ST	t	32-A75-F =				
					a	32-A75-0				
						a	32-E79-0	->Chass. 31-P-026 435 length of damper tube 320.75 mm		
						a	32-E80-0	Chass. 31-P-026 436-> length of damper tube 345.6 mm		
								89-001-0	Suspension: for vehicles without off-road suspension	
							ST	t	27-982-F =	
								t	27-982-P =*	
								a	27-982-1	
e	60-191-4 	Tyre Size: max. 195/... Conversion requires Roadworthy Test. Replace in pairs only								
	a	27-882-0								
			89-007-0	Suspension: for vehicles without off-road suspension						
2.8 VR6	06.91 - 08.96			ST	t	32-A70-F =	->07.1993 length of damper tube 320.75 mm			
					t	32-A75-F =	length of damper tube 345.6 mm			
						a	32-E80-0	08.1993-> length of damper tube 345.6 mm		
									87-375-R  87-375-A  87-398-L	
								89-001-0	Suspension: for vehicles without off-road suspension	
							ST	t	27-982-F =	
										89-007-0



t = turbo  
a = automatic  
e = eXtreme

Article No.



**Volkswagen**

**PASSAT (35I)**

**02.88 - 08.96**

1.9 TDI, 66 kW 1.9 TDI, 81 kW	10.93 - 08.96 03.96 - 08.96			ST	t	32-A75-F =	
					a	32-A75-0	
						87-375-R	
						87-375-A	
						87-398-L	
				ST	t	27-982-F =	
					t	27-982-P =*	
					a	27-982-1	
					e	60-191-4	Tyre Size: max. 195/... Conversion requires Roadworthy Test. Replace in pairs only
						89-007-0	

**PASSAT Estate (35I)**

**02.88 - 05.97**

1.6, 53 kW	04.88 - 09.91			ST	t	32-810-F =	->07.1991 Installation only with threaded suspension strut					
					t	32-810-P =*	->07.1991 Installation only with threaded suspension strut					
					a	32-810-0	->07.1991 Installation only with threaded suspension strut					
						ST	t	32-A70-F =	->Chass. 31-P-026 435 length of damper tube 320.75 mm			
							t	32-A75-F =	Chass. 31-P-026 436-> length of damper tube 345.6 mm			
							a	32-A70-0	->Chass. 31-P-026 435 length of damper tube 320.75 mm			
							a	32-A75-0	Chass. 31-P-026 436-> length of damper tube 345.6 mm			
								a	32-E79-0	->Chass. 31-P-026 435 length of damper tube 320.75 mm		
						a	32-E80-0	Chass. 31-P-026 436-> length of damper tube 345.6 mm				
								87-285-A	with integrated ball bearing			
					89-001-0	Suspension: for vehicles without off-road suspension						
				ST	t	27-982-F =						
					t	27-982-P =*						
					a	27-982-1						
					e	60-182-0	Tyre Size: max. 195/... Conversion requires Roadworthy Test. Replace in pairs only					
						a	27-882-0					
					1.6, 55 kW 1.8, 79 kW 1.8, 82 kW	04.88 - 12.88 04.88 - 07.90 04.88 - 07.90			ST	t	32-810-F =	Installation only with threaded suspension strut
										t	32-810-P =*	Installation only with threaded suspension strut
										a	32-810-0	Installation only with threaded suspension strut
											ST	t
a	32-A70-0 ●											
		a	32-E79-0	->Chass. 31-P-026 435 length of damper tube 320.75 mm								
	a	32-E80-0	Chass. 31-P-026 436-> length of damper tube 345.6 mm									
			87-285-A	with integrated ball bearing								
			89-001-0	Suspension: for vehicles without off-road suspension								
		ST	t	27-982-F =								
			t	27-982-P =*								
			a	27-982-1								
			e	60-182-0	Tyre Size: max. 195/... Conversion requires Roadworthy Test. Replace in pairs only							
		a	27-882-0									



t = turbo  
a = automatic  
e = eXtreme

Article No.



# Volkswagen

**PASSAT Estate (35l) 02.88 - 05.97**

<p>1.6, 74 kW 2.0 16V, 110 kW 1.9 TDI, 66 kW 1.9 TDI, 81 kW</p>	<p>07.94 - 12.95 01.94 - 05.97 10.93 - 05.97 03.96 - 05.97</p>			<p>ST</p>	t	32-A75-F =					
					a	32-A75-0					
					△	a	32-E79-0	->Chass. 31-P-026 435 length of damper tube 320.75 mm			
					a	32-E80-0	Chass. 31-P-026 436-> length of damper tube 345.6 mm				
					⊙		87-375-R ↔ ⊙ 87-375-A ⊗ 87-398-L				
					⊕		89-001-0	Suspension: for vehicles without off-road suspension			
							<p>ST</p>	t	27-982-F =		
								t	27-982-P =*		
								a	27-982-1		
								e	60-191-0 ⊕⊙	Tyre Size: max. 195/... Conversion requires Roadworthy Test. Replace in pairs only	
△	a	27-882-0									
⊕		89-011-0	Suspension: for vehicles without off-road suspension								
<p>1.8, 55 kW</p>	<p>08.90 - 05.97</p>			<p>ST</p>	t	32-810-F =	->07.1991 Installation only with threaded suspension strut				
					t	32-810-P =*	->07.1991 Installation only with threaded suspension strut				
					a	32-810-0	->07.1991 Installation only with threaded suspension strut				
							<p>ST</p>	t	32-A70-F =	->Chass. 31-P-026 435 length of damper tube 320.75 mm	
								t	32-A75-F =	Chass. 31-P-026 436-> length of damper tube 345.6 mm	
								a	32-A70-0	->Chass. 31-P-026 435 length of damper tube 320.75 mm	
								a	32-A75-0	Chass. 31-P-026 436-> length of damper tube 345.6 mm	
								△	a	32-E79-0	->Chass. 31-P-026 435 length of damper tube 320.75 mm
								a	32-E80-0	Chass. 31-P-026 436-> length of damper tube 345.6 mm	
					⊙		87-285-A	->Chass. 31-P-026 435 with integrated ball bearing			
					⊙		87-375-R ↔ ⊙ 87-375-A ⊗ 87-398-L	Chass. 31-P-026 436->			
					⊕		89-001-0	Suspension: for vehicles without off-road suspension			
							<p>ST</p>	t	27-982-F =		
								t	27-982-P =*		
								a	27-982-1		
								e	60-182-0 ⊕⊙	->07.1993 Tyre Size: max. 195/... Conversion requires Roadworthy Test. Replace in pairs only	
								e	60-191-0 ⊕⊙	08.1993-> Tyre Size: max. 195/... Conversion requires Roadworthy Test. Replace in pairs only	
								△	a	27-882-0	
⊕		89-011-0	08.1993-> Suspension: for vehicles without off-road suspension								



t = turbo  
a = automatic  
e = eXtreme

Article No.



**Volkswagen**

**PASSAT Estate (35I)**

**02.88 - 05.97**

1.8, 66 kW	02.88 - 05.97		ST	t	32-810-F =	04.1988 - 07.1991 Installation only with threaded suspension strut	
				t	32-810-P =*	04.1988 - 07.1991 Installation only with threaded suspension strut	
				a	32-810-0	->07.1991 04.1988-> Installation only with threaded suspension strut	
				ST	t	32-A70-F =	->Chass. 31-P-026 435 04.1988-> length of damper tube 320.75 mm
					t	32-A75-F =	Chass. 31-P-026 436-> length of damper tube 345.6 mm
				a	32-A70-0	->Chass. 31-P-026 435 04.1988-> length of damper tube 320.75 mm	
				a	32-A75-0	Chass. 31-P-026 436-> length of damper tube 345.6 mm	
			△	a	32-E79-0	->Chass. 31-P-026 435 length of damper tube 320.75 mm	
				a	32-E80-0	Chass. 31-P-026 436-> length of damper tube 345.6 mm	
						87-285-A	->Chass. 31-P-026 435 with integrated ball bearing
					87-375-R ↔  87-375-A 87-398-L	Chass. 31-P-026 436->	
					89-001-0	Suspension: for vehicles without off-road suspension	
				ST	t	27-982-F =	04.1988->
					t	27-982-P =*	04.1988->
					a	27-982-1	04.1988->
				e	e	60-182-0	->07.1993 04.1988-> Tyre Size: max. 195/... Conversion requires Roadworthy Test. Replace in pairs only
					e	60-191-0	08.1993-> Tyre Size: max. 195/... Conversion requires Roadworthy Test. Replace in pairs only
				△	a	27-882-0	04.1988->
							89-011-0
		1.8 16V	04.88 - 12.89		ST	t	32-810-F =
t	32-810-P =*					Installation only with threaded suspension strut	
a	32-810-0					Installation only with threaded suspension strut	
	ST			t	32-A70-F =●		
				a	32-A70-0 ●		
△	a			32-E79-0	->Chass. 31-P-026 435 length of damper tube 320.75 mm		
	a			32-E80-0	Chass. 31-P-026 436-> length of damper tube 345.6 mm		
					89-001-0	Suspension: for vehicles without off-road suspension	
				ST	t	27-982-F =	
					t	27-982-P =*	
		a	27-982-1				
		e	60-182-0	Tyre Size: max. 195/... Conversion requires Roadworthy Test. Replace in pairs only			
△	a	27-882-0					



t = turbo  
a = automatic  
e = eXtreme

Article No.



# Volkswagen

PASSAT Estate (35l)

02.88 - 05.97

1.8 G60 Syncro	08.88 - 05.97			ST	t	32-810-F =	09.1989 - 07.1991 Installation only with threaded suspension strut					
					a	32-810-0	09.1989 - 07.1991 Installation only with threaded suspension strut					
						t	32-A70-F =	09.1989 - Chass. 31-P-026 435 length of damper tube 320.75 mm				
						t	32-A75-F =	Chass. 31-P-026 436-> length of damper tube 345.6 mm				
						a	32-A70-0	09.1989 - Chass. 31-P-026 435 length of damper tube 320.75 mm				
						a	32-A75-0	Chass. 31-P-026 436-> length of damper tube 345.6 mm				
							87-375-R 87-375-A 87-398-L					
							89-001-0					
					2.0, 79 kW	03.95 - 08.96			ST	a	27-113-0	09.1989->
											t	32-A75-F =
a	32-A75-0											
a	32-E79-0	->Chass. 31-P-026 435 length of damper tube 320.75 mm										
	a	32-E80-0	Chass. 31-P-026 436-> length of damper tube 345.6 mm									
		89-001-0	Suspension: for vehicles without off-road suspension									
		ST	t	27-982-F =								
			t	27-982-P =*								
			a	27-982-1								
			e	60-191-0						Tyre Size: max. 195/... Conversion requires Roadworthy Test. Replace in pairs only		
			a	27-882-0								
	89-011-0	Suspension: for vehicles without off-road suspension										





t = turbo  
a = automatic  
e = eXtreme

Article No.



**Volkswagen**








**PASSAT Estate (35l) 02.88 - 05.97**

2.0, 85 kW	02.90 - 05.97			ST	t	32-810-F =	->07.1991 Installation only with threaded suspension strut		
					t	32-810-P =*	->07.1991 Installation only with threaded suspension strut		
					a	32-810-0	->07.1991 Installation only with threaded suspension strut		
					ST	t	32-A70-F =	->Chass. 31-P-026 435 length of damper tube 320.75 mm	
						t	32-A75-F =	Chass. 31-P-026 436-> length of damper tube 345.6 mm	
						a	32-A70-0	->Chass. 31-P-026 435 length of damper tube 320.75 mm	
						a	32-A75-0	Chass. 31-P-026 436-> length of damper tube 345.6 mm	
						△	a	32-E79-0	->Chass. 31-P-026 435 length of damper tube 320.75 mm
							a	32-E80-0	Chass. 31-P-026 436-> length of damper tube 345.6 mm
							87-285-A	->Chass. 31-P-026 435 with integrated ball bearing	
							87-375-R ↔ 87-375-A ⊗ 87-398-L	Chass. 31-P-026 436->	
						ST	t	27-982-F =	
							t	27-982-P =*	
							a	27-982-1	
							e	60-182-0	->07.1993 Tyre Size: max. 195/... Conversion requires Roadworthy Test. Replace in pairs only
e	60-191-0	08.1993-> Tyre Size: max. 195/... Conversion requires Roadworthy Test. Replace in pairs only							
△	a	27-882-0							
			89-001-0				Suspension: for vehicles without off-road suspension		
							08.1993-> Suspension: for vehicles without off-road suspension		
2.0 Syncro	10.90 - 05.97			ST	t	32-810-F =	->07.1991 Installation only with threaded suspension strut		
					a	32-810-0	->07.1991 Installation only with threaded suspension strut		
					ST	t	32-A70-F =	->Chass. 31-P-026 435 length of damper tube 320.75 mm	
						t	32-A75-F =	Chass. 31-P-026 436-> length of damper tube 345.6 mm	
						a	32-A70-0	->Chass. 31-P-026 435 length of damper tube 320.75 mm	
						a	32-A75-0	Chass. 31-P-026 436-> length of damper tube 345.6 mm	
							87-375-R ↔ 87-375-A ⊗ 87-398-L		
								89-001-0	
						ST	a	27-113-0	
















					t = turbo a = automatic e = eXtreme	Article No.
--	--	--	--	--	---	-------------

## Volkswagen












PASSAT Estate (35l)	02.88 - 05.97									
2.0 16V, 100 kW 1.6 TD 1.9 D	08.88 - 09.93 08.88 - 09.93 05.89 - 10.93			ST	t	32-810-F =	->07.1991 Installation only with threaded suspension strut			
					t	32-810-P =*	->07.1991 Installation only with threaded suspension strut			
					a	32-810-0	->07.1991 Installation only with threaded suspension strut			
						t	32-A70-F =	->Chass. 31-P-026 435 length of damper tube 320.75 mm		
						t	32-A75-F =	Chass. 31-P-026 436-> length of damper tube 345.6 mm		
						a	32-A70-0	->Chass. 31-P-026 435 length of damper tube 320.75 mm		
						a	32-A75-0	Chass. 31-P-026 436-> length of damper tube 345.6 mm		
						a	32-E79-0	->Chass. 31-P-026 435 length of damper tube 320.75 mm		
						a	32-E80-0	Chass. 31-P-026 436-> length of damper tube 345.6 mm		
							87-285-A	with integrated ball bearing		
							89-001-0	Suspension: for vehicles without off-road suspension		
							ST	t	27-982-F =	
								t	27-982-P =*	
								a	27-982-1	
e	60-182-0	->07.1993 Tyre Size: max. 195/... Conversion requires Roadworthy Test. Replace in pairs only								
e	60-191-0	08.1993-> Tyre Size: max. 195/... Conversion requires Roadworthy Test. Replace in pairs only								
	a	27-882-0								
		89-011-0	08.1993-> Suspension: for vehicles without off-road suspension							
2.8 VR6	06.91 - 05.97			ST	t	32-A70-F =	->07.1993 length of damper tube 320.75 mm			
					t	32-A75-F =	length of damper tube 345.6 mm			
						a	32-E80-0	08.1993-> length of damper tube 345.6 mm		
						87-375-R				
							87-375-A 	87-398-L		
							89-001-0	Suspension: for vehicles without off-road suspension		
							ST	t	27-982-F =	
t	27-982-P =*									
		89-011-0	Suspension: for vehicles without off-road suspension							
2.9 VR6 Syncro	01.94 - 05.97				87-375-R					
						87-375-A 	87-398-L			






					t = turbo a = automatic e = eXtreme	 <b>Article No.</b>	
---	---	---	---	---	---	---	---

**PASSAT Estate (35I) 02.88 - 05.97**
















1.9 TD	03.91 - 05.97			ST	t	32-810-F =	->07.1991 Installation only with threaded suspension strut		
					t	32-810-P =*	->07.1991 Installation only with threaded suspension strut		
					a	32-810-0	->07.1991 Installation only with threaded suspension strut		
						ST	t	32-A70-F =	->Chass. 31-P-026 435 length of damper tube 320.75 mm
							t	32-A75-F =	Chass. 31-P-026 436-> length of damper tube 345.6 mm
							a	32-A70-0	->Chass. 31-P-026 435 length of damper tube 320.75 mm
							a	32-A75-0	Chass. 31-P-026 436-> length of damper tube 345.6 mm
						a	32-E79-0	->Chass. 31-P-026 435 length of damper tube 320.75 mm	
							32-E80-0	Chass. 31-P-026 436-> length of damper tube 345.6 mm	
							87-285-A	->Chass. 31-P-026 435 with integrated ball bearing	
							87-375-R  87-375-A  87-398-L	Chass. 31-P-026 436->	
							89-001-0	Suspension: for vehicles without off-road suspension	
								ST	t
					t	27-982-P =*			
					a	27-982-1			
e	60-182-0  	->07.1993 Tyre Size: max. 195/... Conversion requires Roadworthy Test. Replace in pairs only							
e	60-191-0  	08.1993-> Tyre Size: max. 195/... Conversion requires Roadworthy Test. Replace in pairs only							
	a	27-882-0							
		89-011-0	08.1993-> Suspension: for vehicles without off-road suspension						





**PASSAT (3B2) 08.96 - 11.00**







1.6	10.96 - 11.00			ST	a	33-086-F =	->Chass. 3B-YE121 221		
					a	33-086-F =	->Chass. 3B-YE121 221		
						ST	t	27-C11-P =*	
							a	27-C11-F =	
							e	60-A06-0  	->Chass. 3B-WE 113 561 Replace in pairs only Conversion requires Roadworthy Test. Use retrofit kit when retrofitting to NIVOMAT!
							a	27-C11-F =	
						ST	62-A06-0 (x1)	->Chass. 3B-WE 113 561 Conversion requires Roadworthy Test.	
								ST	a
a	33-086-F =	->Chass. 3B-YE121 221							
87-433-A									
	ST	t	27-C11-P =*						
		a	27-C11-F =						
		e	60-A06-0  	->Chass. 3B-WE 113 561 Replace in pairs only Conversion requires Roadworthy Test. Use retrofit kit when retrofitting to NIVOMAT!					
	ST	a	27-C11-F =						
		62-A06-0 (x1)	->Chass. 3B-WE 113 561 Conversion requires Roadworthy Test.						

					t = turbo a = automatic e = eXtreme	<b>i</b>
<b>Article No.</b>						












# Volkswagen

PASSAT (3B2)	08.96 - 11.00						
1.8 Syncro/4motion 1.9 TDI Syncro/4motion	10.96 - 11.00 10.96 - 11.00		⌘	ST a	33-086-F =	->Chass. 3B-WE113 561	
				SP a	33-086-F =	->Chass. 3B-WE113 561	
					87-433-A		
			∩	ST a	32-D14-F =	->Chass. 3B-WE113 561	
				SP a	32-D14-F =	->Chass. 3B-WE113 561	
					87-423-A	05.1997->	
1.8 T 20V 2.3 VR5 1.9 TDI, 66 kW 1.9 TDI, 81 kW 1.9 TDI, 85 kW 2.5 TDI	10.96 - 11.00 10.96 - 11.00 10.96 - 11.00 10.96 - 11.00 08.98 - 11.00 07.98 - 11.00		⌘	ST a	33-086-F =	->Chass. 3B-YE121 221	
				SP a	33-087-F =	->Chass. 3B-YE121 221	
					87-433-A		
			∩	ST	t	27-C11-P =*	
					a	27-C11-F =	
					e	60-A06-0 	->Chass. 3B-WE 113 561 Replace in pairs only Conversion requires Roadworthy Test. Use retrofit kit when retrofitting to NIVOMAT!
	↕	ST	a	27-C11-F =			
				62-A06-0 (x1)	->Chass. 3B-WE 113 561 Conversion requires Roadworthy Test.		
2.3 VR5 Syncro/4motion	10.97 - 11.00		⌘	ST a	33-086-F =	->Chass. 3B-WE113 561	
				SP a	33-086-F =	->Chass. 3B-WE113 561	
					87-433-A		
			∩	ST a	32-D14-F =	->Chass. 3B-WE113 561	
				SP a	32-D14-F =	->Chass. 3B-WE113 561	
					87-423-A		
2.8 V6	08.96 - 11.00		⌘	ST a	33-086-F =	->Chass. 3B-YE121 221	
				SP a	33-087-F =	->Chass. 3B-YE121 221	
					87-433-A		
			∩	ST	t	27-C11-P =*	
					a	27-C11-F =	
					SP	27-C11-F =	
2.8 V6 Syncro/4motion	10.96 - 11.00		⌘	ST a	33-086-F =	01.1997 - Chass. 3B-WE113 561	
				SP a	33-086-F =	01.1997 - Chass. 3B-WE113 561	
					87-433-A		
			∩	ST a	32-D14-F =	01.1997 - Chass. 3B-WE113 561	
				SP a	32-D14-F =	01.1997 - Chass. 3B-WE113 561	
					87-423-A	05.1997->	
1.9 TDI 4motion	08.99 - 11.00		⊙		87-433-A		
2.5 TDI Syncro/4motion	12.98 - 11.00		⊙		87-433-A		
					⊙		87-423-A



PASSAT Estate (3B5)	06.97 - 11.00						
1.6 1.8	06.97 - 11.00 06.97 - 11.00		⌘	ST a	33-086-F =	->Chass. 3B-YE121 221	
				SP a	33-086-F =	->Chass. 3B-YE121 221	
					87-433-A		
			∩	ST	t	27-C11-P =*	
					a	27-C11-F =	
					e	60-A06-0 	->Chass. 3B-WE113 561 Replace in pairs only Conversion requires Roadworthy Test. Use retrofit kit when retrofitting to NIVOMAT!
	↕	SP	a	27-C11-F =			
				62-A06-1 (x1)	->Chass. 3B-WE113 561 Required when retrofitting to NIVOMAT!		

					t = turbo a = automatic e = eXtreme	<div style="display: flex; justify-content: space-between; align-items: center;"> <span>Article No.</span>  </div> <h1 style="margin: 0;">Volkswagen</h1>
---	---	---	---	---	---	--



**PASSAT Estate (3B5) 06.97 - 11.00**







1.8 Syncro/4motion 2.3 VR5 Syncro/4motion 2.8 V6 Syncro/4motion 1.9 TDI Syncro/4motion	06.97 - 11.00		⌘	ST	a	33-086-F =	->Chass. 3B-WE113 561	
	10.97 - 11.00			SP	a	33-086-F =	->Chass. 3B-WE113 561	
	06.97 - 11.00			⊙			87-433-A	
1.9 TDI Syncro/4motion	06.97 - 11.00		⊖	ST	a	32-D14-F =	->Chass. 3B-WE113 561	
				SP	a	32-D14-F =	->Chass. 3B-WE113 561	
				⊙			87-423-A	
1.8 T 20V 2.3 VR5 1.9 TDI, 66 kW 1.9 TDI, 81 kW 1.9 TDI, 85 kW 2.5 TDI	06.97 - 11.00		⌘	ST	a	33-086-F =	->Chass. 3B-YE121 221	
	06.97 - 11.00			SP	a	33-087-F =	->Chass. 3B-YE121 221	
	06.97 - 11.00	⊙				87-433-A		
	08.98 - 11.00	08.98 - 11.00		⊖	ST	t	27-C11-P =*	
						a	27-C11-F =	
						e	60-A06-0 	->Chass. 3B-WE113 561 Replace in pairs only Conversion requires Roadworthy Test. Use retrofit kit when retrofitting to NIVOMAT!
	07.98 - 11.00	07.98 - 11.00		⬆	SP	a	27-C11-F =	
						62-A06-1 (x1)	->Chass. 3B-WE113 561 Required when retrofitting to NIVOMAT!	
2.8 V6	06.97 - 11.00		⌘	ST	a	33-086-F =	->Chass. 3B-YE121 221	
				SP	a	33-087-F =	->Chass. 3B-YE121 221	
		⊙				87-433-A		
			⊖	ST	t	27-C11-P =*		
a	27-C11-F =							
				SP	a	27-C11-F =		
1.9 TDI 4motion	08.99 - 11.00		⊙			87-433-A		
2.5 TDI Syncro/4motion	12.98 - 11.00		⊙			87-433-A		
			⊙			87-423-A		

**POLO (86) 03.75 - 09.81**








0.9 1.1, 37 kW 1.1, 44 kW 1.3	09.75 - 09.81		⌘	ST	t	27-412-F =	not for equipment variation: G40			
	03.75 - 09.81				a	27-412-0	not for equipment variation: G40			
	03.75 - 09.81				⊙		87-287-A	with integrated ball bearing		
	12.76 - 09.81			12.76 - 09.81		⊖	ST	t	27-849-F =	not for equipment variation: G40
								a	27-849-0	not for equipment variation: G40
						89-011-0				

**POLO (86C) 10.81 - 09.94**






















0.9 1.0, 29 kW 1.0, 33 kW 1.0 CAT 1.1 1.3, 40 kW 1.3 CAT, 40 kW 1.3, 44 kW 1.3, 55 kW 1.3 CAT, 55 kW 1.3 D 1.4 D	10.81 - 12.81		⌘	ST	t	27-412-F =	not for equipment variation: G40			
	10.81 - 10.86				a	27-412-0	not for equipment variation: G40			
	08.85 - 01.92				⊙		87-287-A	with integrated ball bearing		
	08.89 - 09.94			08.89 - 09.94		⊖	ST	t	27-849-F =	not for equipment variation: G40
	10.81 - 09.89			07.87 - 09.94				a	27-849-0	not for equipment variation: G40
						89-011-0				
10.81 - 07.83	10.81 - 07.83									
09.82 - 09.89	10.89 - 03.91									
08.86 - 07.90	10.90 - 09.94									

					t = turbo a = automatic e = eXtreme  <b>Article No.</b>	
<h1 style="margin: 0;">Volkswagen</h1>						












**POLO Saloon (86C) 01.85 - 12.88**

1.0, 29 kW 1.0, 33 kW 1.3 1.3 CAT	01.85 - 10.86 01.85 - 12.88 01.85 - 07.87 07.87 - 12.88			ST	t	27-412-F =	not for equipment variation: G40	
					a	27-412-0	not for equipment variation: G40	
						87-287-A	with integrated ball bearing	
					ST	t	27-849-F =	not for equipment variation: G40
						a	27-849-0	not for equipment variation: G40
							89-002-0	











**POLO Coupe (86C) 10.81 - 09.94**

1.0, 29 kW 1.0, 33 kW 1.0 CAT 1.1 1.3, 40 kW 1.4 D	05.82 - 10.86 08.85 - 01.92 08.89 - 09.94 10.81 - 07.83 08.83 - 06.87 08.90 - 09.94			ST	t	27-412-F =	not for equipment variation: G40	
					a	27-412-0	not for equipment variation: G40	
						87-287-A	with integrated ball bearing	
					ST	t	27-849-F =	not for equipment variation: G40
						a	27-849-0	not for equipment variation: G40
							89-011-0	
1.3 CAT, 40 kW 1.3, 44 kW 1.3, 55 kW 1.3 CAT, 55 kW	07.87 - 08.94 10.81 - 07.83 09.82 - 09.89 10.89 - 09.94			ST	t	27-412-F =		
					a	27-412-0		
						87-287-A	with integrated ball bearing	
					ST	t	27-849-F =	
						a	27-849-0	
							89-011-0	
1.3 D	08.86 - 08.90			ST	t	27-412-F =	not for equipment variation: G40	
					a	27-412-0	not for equipment variation: G40	
						89-002-0		
					ST	t	27-849-F =	not for equipment variation: G40
						a	27-849-0	not for equipment variation: G40
							89-011-0	

**POLO (6N1) 10.94 - 10.99**

45 1.0 50 1.0	10.94 - 09.96 09.96 - 10.99			ST	t	32-B76-F =	
					a	32-B76-0	
55 1.3 55 1.4	10.94 - 07.95 08.95 - 10.99					87-398-R	
							87-398-A
60 1.4 60 1.7 SDI	07.95 - 10.99 06.97 - 10.99			ST	t	27-B07-F =	
					a	27-B07-0	
64 1.9 SDI 100 1.4 16V	07.96 - 10.99 04.96 - 10.99			ST	t	32-B76-F =	
					a	32-B76-0	
75 1.6 64 1.9 D	10.94 - 10.99 10.94 - 10.99			ST	t	27-B07-F =	
					a	27-B07-0	

**POLO Saloon (6KV2) 11.95 -**

60 1.4	12.95 -			ST	t	32-B66-F =						
					a	32-B66-0						
					SP	32-B66-F =	10.1999 - Chass. 6K-Y-504 288					
					a	32-B66-0	10.1999 - Chass. 6K-Y-504 288					
					△	32-A69-F =	10.1999->					
										87-398-R		
											87-398-A	
										87-398-L		
										89-001-0		
												ST
a	27-B21-0	->09.1999										
a	27-C04-F =	10.1999->										
SP	27-C04-F =	10.1999->										
△	27-C04-F =	10.1999->										



t = turbo  
a = automatic  
e = eXtreme

Article No.



**Volkswagen**

**POLO Saloon (6KV2) 11.95 -**

75 1.4 16V	10.99 -			ST	t	32-B66-F =						
					a	32-B66-0						
					SP	t	32-B66-F =	->Chass. 6K-Y-504 288				
						a	32-B66-0	->Chass. 6K-Y-504 288				
					△	t	32-A69-F =					
				ST	a	27-C04-F =						
					SP	a	27-C04-F =					
					△	a	27-C04-F =					
					100 1.6	12.95 -			ST	t	32-B66-F =	->09.1999
										t	32-B76-F =	10.1999->
a	32-B66-0	->09.1999										
a	32-B76-0	10.1999->										
SP	t	32-B76-F =	10.1999 - Chass. 6K-Y-504 288									
a	32-B76-0	10.1999 - Chass. 6K-Y-504 288										
△	t	32-A69-F =	10.1999->									
		87-398-R		87-398-A								
				87-398-L								
				89-001-0								
					ST	t	27-B21-F =	->09.1999				
						a	27-B21-0	->09.1999				
a	27-C04-F =	10.1999->										
SP	a	27-C04-F =				10.1999->						
△	a	27-C04-F =				10.1999->						
75 1.6	11.95 -			ST	t	32-B66-F =	->09.1999					
					t	32-B76-F =	10.1999 - Chass. 6K-Y504 288					
					t	32-B66-F =	Chass. 6K-Y-504 289->					
					a	32-B66-0	->09.1999					
					a	32-B76-0	10.1999 - Chass. 6K-Y-504 288					
		a	32-B66-0	Chass. 6K-Y504 289->								
		SP	t	32-B76-F =	10.1999 - Chass. 6K-Y-504 288							
		a	32-B76-0	10.1999 - Chass. 6K-Y-504 288								
		△	t	32-A69-F =	10.1999->							
				87-398-R		87-398-A						
	87-398-L											
	89-001-0											
					ST	t	27-B21-F =	->09.1999				
						a	27-B21-0	->09.1999				
		a	27-C04-F =	10.1999->								
		SP	a	27-C04-F =		10.1999->						
		△	a	27-C04-F =		10.1999->						
90 1.8	01.97 -			ST	t	32-B66-F =	->02.1998					
					t	32-B76-F =	03.1998->					
					a	32-B66-0	->02.1998					
					a	32-B76-0	03.1998->					
					△	t	32-A69-F =	Chass. 6K-Y-504 289->				
				87-398-R		87-398-A						
						87-398-L						
						89-001-0						
							ST	t	27-B21-F =	->Chass. 6K-Y-504 288		
								a	27-B21-0	->Chass. 6K-Y-504 288		
a	27-C04-F =	Chass. 6K-Y-504 289->										
△	a	27-C04-F =	Chass. 6K-Y-504 289->									



t = turbo  
a = automatic  
e = eXtreme

Article No.








# Volkswagen




POLO Saloon (6KV2) 11.95 -

2.0	08.99 -			ST	t	32-A69-F =	->Chass. 6K-Y-504 288	
					t	32-B76-F =	Chass. 6K-Y-504 289->	
					a	32-B76-0	Chass. 6K-Y-504 289->	
					t	32-A69-F =	Chass. 6K-Y-504 289->	
						89-001-0		
				ST	a	27-C04-F =	Chass. 6K-Y-504 289->	
					a	27-C04-F =	Chass. 6K-Y-504 289->	
57 1.7 SDI	07.97 -			ST	t	32-B66-F =	->09.1999	
					a	32-B66-0	->09.1999	
						87-398-R		
						87-398-A		
						87-398-L		
				ST	t	27-B21-F =	->09.1999	
					a	27-B21-0	->09.1999	
64 1.9 SDI	12.95 -			ST	t	32-B66-F =		
					a	32-B66-0		
					t	32-A69-F =	Chass. 6K-Y-504 289->	
						87-398-R		
						87-398-A		
				ST	t	27-B21-F =	->Chass. 6K-Y-504 288	
					a	27-B21-0	->Chass. 6K-Y-504 288	
					a	27-C04-F =	Chass. 6K-Y-504 289->	
					SP	a	27-C04-F =	Chass. 6K-Y-504 289->
					a	27-C04-F =	Chass. 6K-Y-504 289->	
68 1.9 SDI	08.99 -			ST	t	32-B66-F =		
					a	32-B66-0		
					t	32-A69-F =	Chass. 6K-Y-504 289->	
						89-001-0		
				ST	t	27-B21-F =	->Chass. 6K-Y-504 288	
					a	27-B21-0	->Chass. 6K-Y-504 288	
					a	27-C04-F =	Chass. 6K-Y-504 289->	
					SP	a	27-C04-F =	Chass. 6K-Y-504 289->
					a	27-C04-F =	Chass. 6K-Y-504 289->	
90 1.9 TDI	09.96 -			ST	t	32-B66-F =	->Chass. 6K-Y-504 288	
					t	32-B76-F =	Chass. 6K-Y-504 289->	
					a	32-B66-0	->Chass. 6K-Y-504 288	
					a	32-B76-0	Chass. 6K-Y-504 289->	
					SP	t	32-A69-F =	Chass. 6K-Y-504 289->
				ST	t	32-A69-F =	Chass. 6K-Y-504 289->	
						87-398-R		
						87-398-A		
						87-398-L		
						89-001-0		
		ST	t	27-B21-F =	->Chass. 6K-Y-504 288			
			a	27-B21-0	->Chass. 6K-Y-504 288			
			a	27-C04-F =	Chass. 6K-Y-504 289->			
			SP	a	27-C04-F =	Chass. 6K-Y-504 289->		
			a	27-C04-F =	Chass. 6K-Y-504 289->			

















					t = turbo a = automatic e = eXtreme	<div style="text-align: center;"><b>i</b></div> <h1 style="margin: 0;">Volkswagen</h1>
<b>Article No.</b>						

**POLO Saloon (6KV2) 11.95 -**

110 1.9 TDI	06.98 -			ST	t	32-B76-F =		
					a	32-B76-0		
					SP	t	32-A69-F =	Chass. 6K-Y-504 289->
						△	32-A69-F =	Chass. 6K-Y-504 289->
						 ○	ST	t
		a	27-B21-0	->Chass. 6K-Y-504 288				
		a	27-C04-F =	Chass. 6K-Y-504 289->				
		SP	a	27-C04-F =				Chass. 6K-Y-504 289->
			△	27-C04-F =	Chass. 6K-Y-504 289->			
























**POLO Estate (6KV5) 04.97 -**

1.4, 40 kW 1.9 SDI, 47 kW 1.9 SDI, 50 kW	12.98 - 06.97 - 08.99 -			ST	t	32-B66-F =			
					a	32-B66-0			
					SP	t	32-B76-F =	->Chass. 6K-Y-504 288 10.1999->	
						a	32-B76-0	->Chass. 6K-Y-504 288 10.1999->	
						△	32-A69-F =		
						 ○	ST	a	27-C04-F =
		SP	a	27-C04-F =				10.1999->	
			△	27-C04-F =					
		1.4, 44 kW 1.6, 55 kW	05.97 - 05.97 -						ST
					a	32-B66-0			
SP	t				32-B76-F =	->Chass. 6K-Y-504 288 10.1999->			
	a				32-B76-0	->Chass. 6K-Y-504 288 10.1999->			
	△				32-A69-F =				
	 ○				ST	a	27-C04-F =		
				SP		a	27-C04-F =	10.1999->	
						△	27-C04-F =		
				1.4 16V		10.99 -			ST
a	32-B66-0								
SP	t	32-B76-F =	->Chass. 6K-Y-504 288						
	a	32-B76-0	->Chass. 6K-Y-504 288						
	△	32-A69-F =							
	 ○	ST	a		27-C04-F =				
			SP		a		27-C04-F =		
					△		27-C04-F =		





					t = turbo a = automatic e = eXtreme	<b>i</b>
<b>Article No.</b>						







# Volkswagen

## POLO Estate (6KV5) 04.97 -





1.6, 74 kW	05.97 -			ST	t	32-B66-F =	->Chass. 6K-Y-610 000					
					t	32-B76-F =	Chass. 6K-X-610 001->					
					a	32-B66-0	->Chass. 6K-Y-610 000					
					a	32-B76-0	Chass. 6K-X-610 001->					
					SP	t	32-B76-F =	->Chass. 6K-Y-504 288 10.1999->				
						a	32-B76-0	->Chass. 6K-Y-504 288 10.1999->				
					△	t	32-A69-F =					
								87-398-R ⚙ 87-398-A ⚙ 87-398-L				
								89-001-0				
							ST	a	27-C04-F =			
								SP	a	27-C04-F =	10.1999->	
								△	a	27-C04-F =		
△	a	27-C04-F =										
1.8 1.7 SDI	05.97 - 08.97 -			ST	t	32-B66-F =						
					a	32-B66-0						
					△	t	32-A69-F =					
								87-398-R ⚙ 87-398-A ⚙ 87-398-L				
								89-001-0				
							ST	a	27-C04-F =			
								△	a	27-C04-F =		
								△	a	27-C04-F =		
								△	a	27-C04-F =		
					1.9 TDI, 66 kW	05.97 -			ST	t	32-B66-F =	->Chass. 6K-X-610 000
										t	32-B76-F =	Chass. 6K-X-610 001->
										a	32-B66-0	->Chass. 6K-X-610 000
a	32-B76-0	Chass. 6K-X-610 001->										
SP	t	32-A69-F =										
	△	t	32-A69-F =									
			87-398-R ⚙ 87-398-A ⚙ 87-398-L									
			89-001-0									
		ST	a	27-C04-F =								
			SP	a						27-C04-F =	10.1999->	
			△	a						27-C04-F =		
			△	a						27-C04-F =		
1.9 TDI, 81 kW	06.98 -			ST	t	32-B76-F =						
					a	32-B76-0						
					SP	t	32-A69-F =					
						△	t	32-A69-F =				
								89-001-0				
							ST	a	27-C04-F =			
								SP	a	27-C04-F =	10.1999->	
								△	a	27-C04-F =		
								△	a	27-C04-F =		

## POLO (6N2) 10.99 -

















1.0	10.99 -			ST	t	32-B76-F =	
					a	32-B76-0	
1.4, 37 kW	10.99 -			ST	t	27-B07-F =	
					a	27-B07-0	
1.4, 40 kW	10.99 -						
1.4, 44 kW	10.99 -						
1.4 16V, 55 kW	10.99 -						
1.4 16V, 74 kW	10.99 -						
1.4 TDI	10.99 -						
1.7 SDI, 42 kW	10.99 -						
1.7 SDI, 44 kW	10.99 -						
1.9 D	10.99 -						
1.9 SDI	10.99 -						

					t = turbo a = automatic e = eXtreme	<div style="display: flex; align-items: center; justify-content: flex-end;">  <b>Article No.</b> </div>
<b>i Volkswagen</b>						







### QUANTUM

1.7 1.8 2.2 1.6 TD	08.81 - 07.83 08.81 - 12.85 08.82 - 12.85 08.81 - 12.85			ST	t	32-846-F =	
					a	32-846-0	
						89-001-0	
				ST	t	27-310-F =	
					a	27-311-0	
						89-007-0	











### RABBIT






1.5 1.5 D 1.6 4x4 1.6 D 1.6 TD 1.7 1.8	05.74 - 08.84 08.76 - 07.80 08.75 - 08.84 08.80 - 08.84 09.82 - 08.84			ST	t	27-229-F =			
					a	27-229-0			
					a	27-229-1 HD●			
				ST	t	27-833-F =			
					t	27-833-P =*			
					a	27-832-0			
			ST		89-006-0				
						t	27-229-F =		
						a	27-229-1 ●		
						ST	t	27-833-F =	
							t	27-833-P =*	
						ST		89-006-0	
		a	27-467-0						
			89-001-0						
		t	27-415-F =						
		ST	t				27-415-P =*		
			a				27-215-1		
				89-007-0					

### RABBIT Cabrio









1.6 4x4 1.7 1.8	08.75 - 08.84 08.80 - 08.84 08.83 - 08.84			ST	t	27-229-F =	
					a	27-229-0	
					a	27-229-1 HD●	
				ST	t	27-833-F =	
					t	27-833-P =*	
					a	27-832-0	
		ST		89-006-0			









### RABBIT WESTMOREL.











1.5 /D 1.6 /D 1.7				ST	t	27-229-F =	Chass. V 17 A 0750 001->			
					a	27-229-0	Chass. V 17 A 0750 001->			
					a	27-229-1 HD●	Chass. V 17 A 0750 001->			
						89-001-0				
							ST	t	27-833-F =	
								t	27-833-P =*	
		a	27-832-0							
				ST		89-006-0				
							ST	t	27-229-F =	
		a	27-229-1							
			89-001-0							
				ST	t	27-833-F =				
t	27-833-P =*									
	89-006-0									







					t = turbo a = automatic e = eXtreme	<b>i</b>
<b>Article No.</b>						







# Volkswagen



































SANTANA (32B)	08.81 - 12.84								
1.3 1.6, 55 kW 1.6, 63 kW 1.8 1.9 2.0 1.6 D 1.6 TD	08.81 - 07.83 08.81 - 12.84 08.81 - 12.82 01.83 - 12.84 08.81 - 07.83 08.83 - 12.84 08.81 - 12.84 12.81 - 12.84			ST	t	32-846-F =			
					a	32-846-0			
						87-083-A			
						ST	t	27-310-F =	
		a	27-311-0						
			89-007-0						
2.2	09.81 - 12.84			ST	t	32-846-F =			
					a	32-846-0			
						89-001-0			
						ST	t	27-310-F =	
		a	27-311-0						
			89-007-0						








SCIROCCO (53)	02.74 - 07.80								
1.1 1.3 1.5, 51 kW, 1439 ccm 1.5, 51 kW, 1460 ccm 1.5, 55 kW 1.5, 63 kW 1.6, 55 kW 1.6, 63 kW 1.6, 81 kW	04.74 - 07.79 08.79 - 07.80 08.77 - 07.80 02.74 - 12.75 02.74 - 08.75 02.74 - 12.77 08.75 - 07.77 08.75 - 07.80 06.76 - 07.80			ST	t	27-229-F =			
					a	27-229-0			
					a	27-229-1 HD			
						87-286-A	with integrated ball bearing		
						ST	t	27-833-F =	
		t	27-833-P =*						
		a	27-832-0						
			89-006-0						
1.6 GLi 1.6 GTi	09.79 - 08.82 06.76 - 08.82			ST	t	27-229-F =			
					a	27-229-1			
						ST	t	27-833-F =	
		t	27-833-P =*						
						89-006-0			

















SCIROCCO (53B)	08.80 - 07.92								
1.3 1.5 1.6, 55 kW 1.6, 63 kW 1.6, 81 kW 1.6, 53 kW	08.80 - 12.83 08.80 - 12.83 01.83 - 12.89 08.80 - 04.84 08.80 - 07.82 04.86 - 07.90			ST	t	27-229-F =			
					a	27-229-0			
					a	27-229-1 HD			
						ST	t	27-833-F =	
		t	27-833-P =*						
		a	27-832-0						
				ST	t	27-229-F =	not for equipment variation: 16V		
a	27-229-1				not for equipment variation: 16V				
	87-286-A				with integrated ball bearing				
1.8, 66 kW 1.8, 70 kW	08.83 - 07.92 11.85 - 07.92			ST	t	27-833-F =	not for equipment variation: 16V		
					t	27-833-P =*	not for equipment variation: 16V		
						ST	t	27-833-F =	not for equipment variation: 16V
		t	27-833-P =*				not for equipment variation: 16V		
						89-006-0			


































					t = turbo a = automatic e = eXtreme	<div style="display: flex; justify-content: space-between; align-items: center;"> <span>Article No.</span>  </div> <h1 style="margin: 0;">Volkswagen</h1>
---	---	---	---	---	---	--

<b>SCIROCCO (53B) 08.80 - 07.92</b>							
1.8, 82 kW	08.82 - 12.89			ST	t	27-229-F =	not for equipment variation: 16V
					a	27-229-1	not for equipment variation: 16V
						89-001-0	
				ST	t	27-833-F =	not for equipment variation: 16V
					t	27-833-P =*	not for equipment variation: 16V
						89-006-0	
1.8 16V, 95 kW 1.8 16V, 102 kW	03.86 - 07.92 10.85 - 07.89					87-286-A	with integrated ball bearing

<b>SHARAN (7M_) 05.95 -</b>							
2.0 2.8 VR6 2.8 VR6 Syncro	09.95 - 09.95 - 04.00 11.96 - 04.00			ST	a	32-C81-F =	
						87-375-R	
						  87-375-A  87-398-L	
				ST	a	27-B92-F =	
					e	60-A08-0  	Replace in pairs only Conversion requires Roadworthy Test. Use retrofit kit when retrofitting to NIVOMAT!
						62-A08-0 (x1)	Axle Load in Tons [t]: -1,270 Vehicle Equipment: for vehicles without towbar Required when retrofitting to NIVOMAT!
						62-A08-1 (x1)	Axle Load in Tons [t]: 1,271- Vehicle Equipment: for vehicles with towbar Required when retrofitting to NIVOMAT!
1.9 TDI, 66 kW	09.95 -			ST	a	32-C81-F =	
						87-375-R	
						  87-375-A  87-398-L	
				ST	a	27-B92-F =	
					e	60-A08-0  	Replace in pairs only Conversion requires Roadworthy Test. Use retrofit kit when retrofitting to NIVOMAT!
						62-A08-0 (x1)	Axle Load in Tons [t]: -1,270 Vehicle Equipment: for vehicles without towbar Required when retrofitting to NIVOMAT!
						62-A08-1 (x1)	Axle Load in Tons [t]: 1,271- Vehicle Equipment: for vehicles with towbar Required when retrofitting to NIVOMAT!
1.9 TDI, 81 kW	09.96 - 04.00			ST	a	32-C81-F =	
				ST	a	27-B92-F =	
					e	60-A08-0  	Replace in pairs only Conversion requires Roadworthy Test. Use retrofit kit when retrofitting to NIVOMAT!
						62-A08-0 (x1)	Axle Load in Tons [t]: -1,270 Vehicle Equipment: for vehicles without towbar Required when retrofitting to NIVOMAT!
						62-A08-1 (x1)	Axle Load in Tons [t]: 1,271- Vehicle Equipment: for vehicles with towbar Required when retrofitting to NIVOMAT!
1.9 TDI, 85 kW	04.00 -			ST	a	32-C81-F =	
				ST	a	27-B92-F =	
					e	60-A08-0  	Replace in pairs only Conversion requires Roadworthy Test. Use retrofit kit when retrofitting to NIVOMAT!
						62-A08-0 (x1)	Axle Load in Tons [t]: -1,270 Vehicle Equipment: for vehicles without towbar Conversion requires Roadworthy Test. Required when retrofitting to NIVOMAT!
						62-A08-1 (x1)	Axle Load in Tons [t]: 1,271- Vehicle Equipment: for vehicles with towbar Required when retrofitting to NIVOMAT!

						t = turbo a = automatic e = eXtreme	Article No. 
<h1>Volkswagen</h1>							

<b>TARO</b>		<b>04.89 - 03.97</b>					
1.8	04.89 - 09.94			ST	a	30-075-A =	
2.2	06.89 - 07.94			ST	a	30-072-A =	
2.4 D, 58 kW	07.94 - 03.97						
2.4 D, 59 kW	09.91 - 07.94						
2.4 D, 61 kW	06.89 - 09.91						
2.4 i 4X4	06.89 - 03.97			ST	a	30-070-A =	Equipment Variation: Extra-Kabine
2.4 D 4X4	07.94 - 03.97				a	30-078-A =	Equipment Variation: Doppelkabine Equipment Variation: Einzelkabine
				ST	a	30-073-A =	

<b>VENTO (1HX0)</b>		<b>11.91 - 09.98</b>									
1.4, 40 kW	11.91 - 09.98			ST	t	27-A58-F =	->08.1994				
1.4, 44 kW	11.91 - 09.98					t	32-B66-F =	09.1994->			
1.6, 55 kW	09.92 - 09.98					a	27-A58-0	->08.1994			
						a	32-B66-0	09.1994->			
							t	32-A69-F =	09.1994->		
								87-375-R	Chass. 1H-SW062539->		
								87-375-A			
								87-398-L			
								89-001-0			
								ST	t	27-415-F =	
					t	27-415-P =*					
					a	27-215-1	01.1992->				
						a	27-332-0				
							89-007-0				
1.6, 74 kW	10.94 - 09.98			ST	t	32-B66-F =					
						a	32-B66-0				
							t	32-A69-F =			
								87-375-R	Chass. 1H-SW062539->		
								87-375-A			
								87-398-L			
								89-001-0			
								ST	t	27-415-F =	
									t	27-415-P =*	
									a	27-215-1	
						a	27-332-0				
							89-007-0				
1.8, 55 kW	11.91 - 09.98			ST	t	27-A58-F =	->08.1994				
1.8, 66 kW	11.91 - 09.98					t	32-B66-F =	09.1994->			
						t	32-A69-F =	Equipment Variation: GT			
						a	27-A58-0	->08.1994			
						a	32-B66-0	09.1994->			
								not for equipment variation: GT			
							t	32-A69-F =	09.1994->		
								not for equipment variation: GT -> 04.96			
								87-375-R	Chass. 1H-SW062539->		
								87-375-A			
				87-398-L							
				89-001-0							
				ST	t	27-415-F =	not for equipment variation: GT				
					t	27-415-P =*	not for equipment variation: GT				
					t	27-528-F =	Equipment Variation: GT				
					a	27-215-1	not for equipment variation: GT				
						a	27-332-0	not for equipment variation: GT -> 04.96			
							89-007-0	not for equipment variation: GT			



t = turbo  
a = automatic  
e = eXtreme

Article No.








**Volkswagen**












**VENTO (1HX0)**



**11.91 - 09.98**





2.0	11.91 - 09.98			ST	t	27-A58-F =	->08.1994 not for equipment variation: GT	
					t	32-B66-F =	09.1994-> not for equipment variation: GT	
					t	32-A69-F =	Equipment Variation: GT	
					a	27-A58-0	->08.1994 not for equipment variation: GT	
					a	32-B66-0	09.1994-> not for equipment variation: GT	
					△	t	32-A69-F =	09.1994-> not for equipment variation: GT-> 04.96
							87-375-R ⚙️ 87-375-A ⚙️ 87-398-L	Chass. 1H-SW062539->
				89-001-0				
				ST	t	27-415-F =	not for equipment variation: GT	
					t	27-415-P =*	not for equipment variation: GT	
					t	27-528-F =	Equipment Variation: GT	
					a	27-215-1	not for equipment variation: GT	
					△	a	27-332-0	09.1994-> not for equipment variation: GT -> 04.96
					89-007-0	not for equipment variation: GT		
2.8 VR6	01.92 - 09.98			ST	t	32-A69-F =		
							87-375-R ⚙️ 87-375-A ⚙️ 87-398-L	Chass. 1H-SW062539->
							89-001-0	
1.9 SDI	04.97 - 09.98			ST	t	32-B66-F =		
					a	32-B66-0		
					△	t	32-A69-F =	
					89-001-0			
				ST	t	27-415-F =		
t	27-415-P =*							
a	27-215-1							
△	a				27-332-0			
			89-007-0					
1.9 D 1.9 TD	11.91 - 09.98 11.91 - 09.98			ST	t	27-A58-F =	->08.1994 not for equipment variation: GT	
					t	32-B66-F =	09.1994-> not for equipment variation: GT	
					t	32-A69-F =	Equipment Variation: GT	
					a	27-A58-0	->08.1994 not for equipment variation: GT	
					a	32-B66-0	09.1994-> not for equipment variation: GT	
					△	t	32-A69-F =	09.1994->
							87-375-R ⚙️ 87-375-A ⚙️ 87-398-L	Chass. 1H-SW062539->
				89-001-0				
				ST	t	27-415-F =	not for equipment variation: GT	
					t	27-415-P =*	not for equipment variation: GT	
					t	27-528-F =	Equipment Variation: GT	
					a	27-215-1	not for equipment variation: GT	
					△	a	27-332-0	not for equipment variation: GT -> 08.94
								89-007-0





					t = turbo a = automatic e = eXtreme	<b>i</b>
<b>Article No.</b>						





# Volkswagen

<b>VENTO (1HX0) 11.91 - 09.98</b>							
1.9 TDI, 66 kW	09.93 - 09.98			ST	t	27-A58-F =	->08.1994 not for equipment variation: GT
					t	32-B66-F =	09.1994-> not for equipment variation: GT
					t	32-A69-F =	Equipment Variation: GT
					a	27-A58-0	->08.1994 not for equipment variation: GT
					a	32-B66-0	09.1994-> not for equipment variation: GT
				△	t	32-A69-F =	09.1994->
						87-375-R ◀ ⊙ 87-375-A ⊙ 87-398-L	Chass. 1H-SW062539->
						89-001-0	
				ST	t	27-415-F =	not for equipment variation: GT
					t	27-415-P =*	not for equipment variation: GT
					t	27-528-F =	Equipment Variation: GT
					a	27-215-1	not for equipment variation: GT
				△	a	27-332-0	not for equipment variation: GT-> 08.94
						89-007-0	not for equipment variation: GT
1.9 TDI, 81 kW	04.96 - 09.98			ST	t	32-A69-F =	Equipment Variation: GT
					t	32-B66-F =	not for equipment variation: GT
					a	32-B66-0	not for equipment variation: GT
				△	t	32-A69-F =	09.1994->
						87-375-R ◀ ⊙ 87-375-A ⊙ 87-398-L	Chass. 1H-SW062539->
						89-001-0	
				ST	t	27-415-F =	not for equipment variation: GT
					t	27-415-P =*	not for equipment variation: GT
					t	27-528-F =	Equipment Variation: GT
					a	27-215-1	not for equipment variation: GT
				△	a	27-332-0	not for equipment variation: GT -> 08.94
						89-007-0	not for equipment variation: GT

<b>181 09.69 - 02.79</b>							
1.5 1.6, 32 kW 1.6, 35 kW	09.69 - 07.70 08.70 - 03.73 03.73 - 02.79				a	22-643-9	

<b>1500,1600 Hatchback (31) 08.65 - 03.75</b>							
1.5 L	07.68 - 07.73			ST	a	27-221-9	
1.6 TL	08.65 - 07.73			ST	a	27-720-9	->07.1967
					a	27-221-9	08.1967->

<b>1500,1600 (31) 04.61 - 12.73</b>							
1.5 1.6 L 1.6 TL 1.6	04.61 - 07.73 07.64 - 07.73 08.65 - 07.73 08.65 - 07.73			ST	a	27-720-9	->07.1967
					a	27-221-9	08.1967->
1.5 S	08.63 - 07.65			ST	a	27-720-9	

<b>1500,1600 Estate (36) 04.61 - 07.73</b>							
1.5 1.6 L	04.61 - 07.73 08.65 - 07.73			ST	a	27-720-9	->07.1967
					a	27-221-9	08.1967->
1.5 S	08.63 - 07.65			ST	a	27-720-9	





t = turbo  
a = automatic  
e = eXtreme

Article No.



**Volkswagen**

**LT 28 I Bus (281-363) 04.75 - 06.96**

2.0	04.75 - 09.83			ST	a	32-490-1	->11.1982
					a	32-491-0	->11.1982
					a	32-683-0	->11.1982 Gross Vehicle Weight [kg]: 4500
2.4	12.82 - 07.92			ST	a	32-490-1	
					a	32-910-0	
2.4 D, 51 kW	08.89 - 06.96			ST	a	32-490-1	->04.1996
					a	32-910-0	->04.1996
2.4 D, 55 kW	01.79 - 07.92			ST	a	32-490-1	
					a	32-491-0	->11.1982
					a	32-683-0	->11.1982 Gross Vehicle Weight [kg]: 4500
					a	32-910-0	12.1982->

**LT 28-35 I Box (281-363) 04.75 - 06.96**






2.0	04.75 - 09.83			ST	a	32-490-1	->11.1982
					a	32-491-0	->11.1982
					a	32-683-0	->11.1982 Gross Vehicle Weight [kg]: 4500
2.4 2.4 D, 51 kW	12.82 - 07.92 07.90 - 05.96			ST	a	32-490-1	
					a	32-910-0	
2.4 D, 55 kW	01.79 - 07.92			ST	a	32-490-1	
					a	32-491-0	->11.1982
					a	32-683-0	->11.1982 Gross Vehicle Weight [kg]: 4500
					a	32-910-0	12.1982->
2.7 D	11.75 - 01.80			ST	a	32-490-1	
					a	32-491-0	
					a	32-683-0	Gross Vehicle Weight [kg]: 4500

**LT 40-55 I Box (291-512) 04.75 - 06.96**

2.0 2.4 D, 55 kW	04.75 - 09.83 01.79 - 07.92			ST	a	32-630-0	
					a	32-491-0	->11.1982
					a	32-683-0	->11.1982 Gross Vehicle Weight [kg]: 4500
					a	32-683-0	12.1982->
2.4 2.4 D, 51 kW 2.4 TD, 68 kW 2.4 TD, 70 kW 2.4 TD, 75 kW	12.82 - 07.92 07.90 - 05.96 08.88 - 08.92 06.92 - 05.96 02.86 - 08.92			ST	a	32-630-0	
					a	32-683-0	
					a	32-630-0	
					a	32-683-0	







**LT 28-35 I Flatbed / Chassis (281-363) 04.75 - 06.96**

2.0	04.75 - 09.83			ST	a	32-490-1	->11.1982
					a	32-491-0	->11.1982
					a	32-683-0	->11.1982 Gross Vehicle Weight [kg]: 4500
2.4 2.4 D, 51 kW	12.82 - 07.92 08.90 - 06.96			ST	a	32-490-1	
					a	32-910-0	
2.4 D, 55 kW	12.78 - 02.91			ST	a	32-490-1	
					a	32-491-0	->11.1982
					a	32-683-0	->11.1982 Gross Vehicle Weight [kg]: 4500
					a	32-910-0	12.1982->























					t = turbo a = automatic e = eXtreme	<b>i</b>
<b>Article No.</b>						

# Volkswagen











## LT 28-35 I Flatbed / Chassis (281-363) 04.75 - 06.96

2.7 D	11.75 - 01.80			ST	a	32-490-1	
				ST	a	32-491-0	
				ST	a	32-683-0	Gross Vehicle Weight [kg]: 4500









## LT 40-55 I Flatbed / Chassis (293-909) 04.75 - 06.96

2.0 2.4 D, 55 kW	04.75 - 09.83 12.78 - 02.91			ST	a	32-630-0	
				ST	a	32-491-0	->11.1982
				ST	a	32-683-0	->11.1982
				ST	a	32-683-0	12.1982->
LT 50,55 (2,4) 2.4 D, 51 kW LT 50,55 (2,4 D) 2.4 TD, 70 kW 2.4 TD, 75 kW LT 50,55 (2,4 TD)	12.82 - 04.96 08.90 - 06.96 12.82 - 04.96 08.92 - 06.96 12.82 - 09.93 12.82 - 04.96			ST	a	32-630-0	
				ST	a	32-683-0	
				ST	a	32-630-0	
				ST	a	32-683-0	
				ST	a	32-630-0	
LT 40,45 (2,7 D)	01.76 - 11.82			ST	a	32-491-0	
				ST	a	32-683-0	Gross Vehicle Weight [kg]: 4500









## LT 28-35 II Bus (2DM) 04.96 -

2.3 2.5 SDI 2.5 TDI, 66 kW 2.5 TDI, 75 kW 2.5 TDI, 80 kW	05.96 - 07.96 - 05.99 - 05.96 - 08.99 05.99 -			ST	a	36-A27-B =	from axle load (t): 1,35 to axle load [t]: 1,6
				ST	a	36-A27-B =	for campers
				ST	a	36-A29-B =	Axle Load in Tons [t]: 1,75 not for campers
				ST	a	32-B71-0	Model: LT 46
				ST	a	32-B80-0	Model: LT 28, LT 35













## LT 28-46 II Box (2DX0AE) 04.96 -

2.3 2.5 SDI 2.5 TDI, 66 kW 2.5 TDI, 75 kW 2.5 TDI, 80 kW 2.8 TDI, 92 kW 2.8 TDI, 96 kW	05.96 - 09.96 - 05.99 - 05.96 - 08.99 05.99 - 06.97 - 12.98 01.99 -			ST	a	36-A27-B =	from axle load (t): 1,35 to axle load [t]: 1,6
				ST	a	36-A29-B =	Axle Load in Tons [t]: 1,75 not for campers
				ST	a	32-B71-0	Model: LT 46
				ST	a	32-B80-0	Model: LT 28, LT 35





## LT 28-46 II Flatbed / Chassis (2DX0FE) 04.96 -








2.3 2.5 SDI 2.5 TDI, 66 kW 2.5 TDI, 75 kW 2.5 TDI, 80 kW 2.8 TDI, 92 kW 2.8 TDI, 96 kW	06.96 - 09.96 - 05.99 - 05.96 - 08.99 05.99 - 06.97 - 12.98 01.99 -			ST	a	36-A27-B =	from axle load (t): 1,35 to axle load [t]: 1,6
				ST	a	36-A29-B =	Axle Load in Tons [t]: 1,75 not for campers
				ST	a	32-B71-0	Model: LT 46
				ST	a	32-B80-0	Model: LT 28, LT 35

## TRANSPORTER T1 Bus (22, 24, 25, 28) 01.50 - 12.68












1.2	11.62 - 08.66			ST	a	27-162-8	->07.1965
				ST	a	27-720-9	->07.1965
1.5	11.62 - 08.66			ST	a	27-162-8	->07.1965
				ST	a	27-720-9	08.1965->
1.5	07.66 - 07.67			ST	a	27-720-9	
				ST	a	27-720-9	

## TRANSPORTER T1 Box (21, 23) 01.50 - 12.68











1.2	01.50 - 03.62			ST	a	27-162-8	03.1953->
				ST	a	27-720-9	

						t = turbo a = automatic e = eXtreme	<div style="display: flex; justify-content: space-between; align-items: center;"> <span>Article No.</span>  </div> <h1 style="margin: 0; text-align: right;">Volkswagen</h1>
---	---	---	---	---	---	---	---


















### TRANSPORTER T1 Box (21, 23) 01.50 - 12.68

1.2	02.62 - 07.67			ST	a	27-162-8	->07.1965
				ST	a	27-720-9	->07.1965
1.5	02.62 - 12.68			ST	a	27-720-9	->07.1967 08.1965->
					a	27-162-8	01.1963 - 07.1965
				ST	a	27-720-9	
1.6	08.64 - 12.68			ST	a	32-191-0	08.1967->









### TRANSPORTER T1 Flatbed / Chassis (26) 01.50 - 10.70

1.2	01.50 - 03.62			ST	a	27-162-8	03.1953->
				ST	a	27-720-9	
1.5	06.66 - 10.70			ST	a	27-720-9	->07.1967
				ST	a	27-720-9	->07.1967
1.6	08.64 - 12.68			ST	a	32-191-0	08.1967->










### TRANSPORTER T2 Bus 08.67 - 09.79

1.6, 34 kW	08.67 - 07.70			ST	a	27-551-1	08.1969->
					a	32-251-0 HD●	08.1969->
				ST	a	32-191-0	->07.1969
					a	27-767-0	08.1969->
					a	32-191-0 HD●	08.1969->
1.6, 37 kW	08.70 - 04.79			ST	a	27-551-1	
					a	32-251-0 HD●	
				ST	a	27-767-0	
					a	32-191-0 HD●	
1.7	08.71 - 10.73				a	22-489-9	
1.8	11.73 - 07.75						
2.0	08.75 - 04.79						



### TRANSPORTER T2 Box 08.68 - 07.79






1.6	08.70 - 04.79			ST	a	27-551-1	
					a	32-251-0 HD●	
				ST	a	27-767-0	
					a	32-191-0 HD●	
1.7 1.8 2.0	08.71 - 12.73 11.73 - 07.75 08.75 - 07.79				a	22-489-9	

### TRANSPORTER T2 Flatbed / Chassis 08.68 - 07.79

1.6	08.68 - 07.79			ST	a	27-551-1	08.1969 - 04.1979
					a	32-251-0 HD●	08.1969 - 04.1979
				ST	a	32-191-0	->07.1969
					a	27-767-0	08.1969 - 04.1979
					a	32-191-0 HD●	08.1969 - 04.1979
					a	22-489-9	



### TRANSPORTER T3 Bus 05.79 - 07.92

1.6 2.0	05.79 - 12.82			ST	a	27-532-0 HD●	
					a	27-533-1	
				ST	a	27-363-0 HD●	
					a	27-365-1	



					t = turbo a = automatic e = eXtreme	<b>i</b>
<b>Article No.</b>						

# Volkswagen




## TRANSPORTER T3 Box 05.79 - 07.92

1.6	05.79 - 12.82		$\frac{I}{O}$	ST	a	27-532-0 HD●	
					a	27-533-1	
2.0	05.79 - 04.86		$\frac{O}{O}$	ST	a	27-363-0 HD●	
					a	27-365-1	



## TRANSPORTER T3 Flatbed / Chassis 05.79 - 07.92

2.0	05.79 - 04.86		$\frac{I}{O}$	ST	a	27-532-0 HD●	
					a	27-533-1	
			$\frac{O}{O}$	ST	a	27-363-0 HD●	
					a	27-365-1	










## Transporter IV Krankenwagen 09.90 - 11.95






1.8	09.90 -		$\frac{I}{O}$	ST	a	27-170-A =		
					a	32-D62-0 HD●		
2.0	09.90 -		$\frac{O}{T}$	ST	a	31-009-A =		
					a	32-D73-0 HD●		
2.5	11.90 -		$\frac{O}{T}$	ST	a	31-009-A =		
2.8 VR6	11.95 -				a	32-D73-0 HD●		
1.9 D, TD	09.90 -							
2.4 D	09.90 -							
2.5 TDI	09.95 -							

## VANAGON






1900	01.83 - 10.83		$\frac{I}{O}$	ST	a	27-532-0 HD●	
					a	27-533-1	
2000	05.79 - 12.82		$\frac{O}{O}$	ST	a	27-363-0 HD●	
1600 D	07.81 - 07.84				a	27-365-1	

## TRANSPORTER T4 Bus (70XB, 70XC, 7DB, 7DW) 09.90 -






1.8	12.90 - 07.92		$\frac{I}{O}$	ST	a	27-170-A =						
					a	32-D62-0 HD●						
						$\frac{O}{T}$	ST	a	31-009-A =	Payload [kg]: 1200		
							a	31-009-B =	Payload [kg]: 800/1000			
2.0	09.90 -		$\frac{I}{O}$	ST	a	27-170-A =						
					a	32-D62-0 HD●						
					$\frac{O}{I}$	a	27-170-A =	Standard				
						a	32-D62-0 HD●	Standard				
						$\frac{O}{T}$	ST	a	31-009-A =	Payload [kg]: 1200		
							a	31-009-B =	Payload [kg]: 800/1000			
							$\frac{O}{I}$	a	32-D73-0 HD●			
								a	31-009-B =	Standard		
					2.4 D, 55 kW	08.97 -	$\frac{O}{I}$	$\frac{O}{I}$	ST	a	32-D73-0 HD●	Standard
										a	31-009-B =	
					2.4 D, 57 kW	09.90 -		$\frac{I}{O}$	ST	a	27-170-A =	
					2.5 TDI (7DW)	05.98 -				a	32-D62-0 HD●	
2.5 TDI (7DZ)	05.98 -		$\frac{I}{O}$	ST	a	27-170-A =						
2.5 Syncro, 81 kW	11.92 -				a	32-D62-0 HD●						
					$\frac{O}{I}$	a	27-170-A =	Standard				
2.5 Syncro, 85 kW	07.96 -					a	32-D62-0 HD●	Standard				
2.4 D Syncro	10.92 -		$\frac{O}{T}$	ST	a	31-009-B =						
					a	32-D73-0 HD●						
2.5 TDI Syncro	01.96 -		$\frac{I}{O}$	ST	a	27-170-A =						
					a	32-D62-0 HD●						
					$\frac{O}{I}$	a	31-009-A =	Payload [kg]: 1200				
						a	31-009-B =	Payload [kg]: 800/1000				
2.5 TDI	09.95 -		$\frac{O}{T}$	ST	a	32-D73-0 HD●						
					$\frac{O}{I}$	a	31-009-B =	Standard				
						a	32-D73-0 HD●	Standard				
					a	31-009-B =	Standard					
a	32-D73-0 HD●	Standard										

					t = turbo a = automatic e = eXtreme	<div style="font-size: 2em; font-weight: bold; margin-bottom: 5px;">i</div> <div style="font-size: 1.5em; font-weight: bold;">Volkswagen</div>
<b>Article No.</b>						





### TRANSPORTER T4 Box (70XA) 07.90 -

2.0	07.90 -		$\frac{1}{0}$	ST	a	27-170-A =	
	11.90 -				a	32-D62-0 HD●	
2.5, 81 kW	08.96 -		$\frac{0}{1}$	ST	a	27-170-A =	Standard
2.5, 85 kW	07.90 -				a	32-D62-0 HD●	Standard
1.9 D	10.92 -				a	31-009-A =	Payload [kg]: 1200
1.9 TD	08.97 -				a	31-009-B =	Payload [kg]: 800/1000
2.4 D, 55 kW	07.90 -		$\frac{0}{1}$	ST	a	32-D73-0 HD●	
2.4 D, 57 kW	12.98 -				a	31-009-B =	Standard
2.5 TDI, 65 kW	09.95 -				a	32-D73-0 HD●	Standard
2.5 TDI, 75 kW	10.92 -				a	32-D73-0 HD●	
2.5 Syncro, 81 kW	08.96 -		$\frac{1}{0}$	ST	a	27-170-A =	
2.5 Syncro, 85 kW	10.92 -				a	32-D62-0 HD●	
2.4 D Syncro	10.92 -		$\frac{0}{1}$	ST	a	31-009-A =	
					a	32-D73-0 HD●	



### TRANSPORTER T4 Flatbed / Chassis (70XD) 07.90 -






2.0	07.90 -		$\frac{1}{0}$	ST	a	27-170-A =	
	11.90 -				a	32-D62-0 HD●	
2.5, 81 kW	08.96 -		$\frac{0}{1}$	ST	a	27-170-A =	Standard
2.5, 85 kW	07.90 -				a	32-D62-0 HD●	Standard
1.9 D	10.92 -				a	31-009-A =	
1.9 TD	08.97 -				a	32-D73-0 HD●	
2.4 D, 55 kW	09.90 -		$\frac{0}{1}$	ST	a	31-009-B =	Standard
2.4 D, 57 kW	05.98 -				a	32-D73-0 HD●	Standard
2.5 TDI, 65 kW	09.95 -				a	32-D73-0 HD●	
2.5 TDI, 75 kW	10.92 -				a	32-D73-0 HD●	
2.5 Syncro, 81 kW	08.96 -		$\frac{1}{0}$	ST	a	27-170-A =	
2.5 Syncro, 85 kW	10.92 -				a	32-D62-0 HD●	
2.4 D Syncro	10.92 -		$\frac{0}{1}$	ST	a	31-009-A =	
					a	32-D73-0 HD●	

### TYP 2 Bus, Transporter





















1.3	08.71 - 04.75		$\frac{0}{0}$	ST	a	27-551-1	
	08.71 - 07.74				a	32-251-0 HD●	
1700	08.73 - 12.79		$\frac{0}{0}$	ST	a	27-767-0	
1800	08.75 - 04.79				a	32-191-0 HD●	
1.7 D	03.86 - 08.92		$\frac{1}{0}$	ST	a	27-532-0 HD●	
1600 D	08.80 - 08.92				a	27-533-1	
1600 TD	08.84 - 08.92		$\frac{0}{0}$	ST	a	27-363-0 HD●	
1800	12.84 - 08.92				a	27-365-1	
1900	08.82 - 08.92						
2100	09.84 - 08.92						





















### TYP 2 Bus, Transporter Syncro





1.6 D	02.85 - 07.92		$\frac{1}{0}$	ST	a	32-180-0	not for rim size [inches]: 16
1.6 TD	03.86 - 07.92		$\frac{0}{0}$	ST	a	32-181-0	not for rim size [inches]: 16
1.9	10.84 - 07.92						
2.1	10.84 - 07.92						






					t = turbo a = automatic e = eXtreme  <b>Article No.</b>	<b>i</b>
---	---	---	---	---	---	----------









## Volvo












<b>S40 (VS)</b>		<b>07.95 -</b>											
1.6 16V, 80 kW 1.8 16V, 90 kW 1.8 i 2.0 16V, 100 kW 2.0 T 1.9 DI	03.99 - 03.99 - 03.98 - 07.95 - 10.97 - 07.00 03.99 - 07.00			ST	t	32-E73-F 	->06.1999						
					t	32-E74-F 	->06.1999						
					a	32-E73-A 	->06.1999						
					a	32-E74-A 	->06.1999						
					SP	t	32-E75-F 	->06.1999					
						t	32-E76-F 	->06.1999					
1.6 16V, 77 kW 1.8 16V, 85 kW 2.0 16V, 103 kW 1.9 TD	09.95 - 08.99 07.95 - 08.99 07.95 - 08.99 07.95 - 08.99			ST	t	32-E73-F 							
					t	32-E74-F 							
					a	32-E73-A 							
					a	32-E74-A 							
					SP	t	32-E75-F 						
						t	32-E76-F 						
1.9 T4	05.97 - 07.00			SP	t	32-E75-F 	->06.1999						
					t	32-E76-F 	->06.1999						
					SP	t	27-D14-F =	->06.1999					
								ST	t	27-D13-F =	->06.1999		
											a	27-D13-A =	->06.1999
													27-D14-F =





<b>V40 Estate (VW)</b>		<b>07.95 -</b>											
1.6 16V, 80 kW 1.8 16V, 90 kW 1.8 I 2.0 16V, 100 kW 2.0 T 1.9 DI	03.99 - 03.99 - 03.98 - 07.95 - 10.97 - 07.00 03.99 - 07.00			ST	t	32-E73-F 	->06.1999						
					t	32-E74-F 	->06.1999						
					a	32-E73-A 	->06.1999						
					a	32-E74-A 	->06.1999						
					SP	t	32-E75-F 	->06.1999					
						t	32-E76-F 	->06.1999					
1.6 16V, 77 kW 1.8 16V, 85 kW 2.0 16V, 103 kW 1.9 TD	12.95 - 08.99 07.95 - 08.99 07.95 - 08.99 07.95 - 08.99			ST	t	32-E73-F 							
					t	32-E74-F 							
					a	32-E73-A 							
					a	32-E74-A 							
					SP	t	32-E75-F 						
						t	32-E76-F 						
1.9 T4	05.97 - 07.00			SP	t	32-E75-F 	->06.1999						
					t	32-E76-F 	->06.1999						
					SP	t	27-D14-F =	->06.1999					
								ST	t	27-D13-F =	->06.1999		
											a	27-D13-A =	->06.1999
													27-D14-F =
























<b>S70</b>		<b>01.97 - 11.00</b>							
2.0, 93 kW 2.0 20V 2.0 20V Turbo, 155 kW 2.0 20V Turbo, 166 kW 2.3 20V T-5 2.4 20V, 125 kW 2.4 20V Turbo 2.5 TDI	01.97 - 11.00 01.97 - 11.00 01.97 - 11.00 01.97 - 11.00 01.97 - 11.00 01.97 - 11.00 01.97 - 11.00 01.97 - 11.00			ST	a	32-C10-0			
					⊗	a	32-C10-0	Suspension: for vehicles without lowered chassis	
						⊙		87-424-A	Fitting Side: top with integrated ball bearing
								87-439-A	Fitting Side: bottom
					2.0, 105 kW 2.3 Turbo 2.4 20V, 103 kW	01.97 - 11.00 01.97 - 11.00 08.99 - 11.00			ST
⊗	a	32-C10-0	Suspension: for vehicles without lowered chassis						
	⊙		87-424-A	Fitting Side: top with integrated ball bearing					
			87-439-A	Fitting Side: bottom					
SP	t	27-B42-A =							






					t = turbo a = automatic e = eXtreme	<b>i</b>
<b>Article No.</b>						
<b>Volvo</b>						

<b>S70</b>		<b>01.97 - 11.00</b>							
2.4	01.97 -			ST	a	32-C10-0			
					a	32-C10-0	Suspension: for vehicles without lowered chassis		
2.5 Bifuel, 103 kW 2.5 20 V	07.99 - 11.00 06.98 - 11.00			ST	a	27-B42-A =			
									
2.5 2.5 Bifuel, 106 kW	01.97 - 11.00 10.98 - 11.00					87-424-A	Fitting Side: top with integrated ball bearing		
						87-439-A	Fitting Side: bottom		
						87-440-A			






<b>C70 Coupe</b>		<b>03.97 - 09.02</b>									
2.0 20V 2.0 20V Turbo 2.3 20V T-5 2.5 20 V, 125 kW 2.5 20V T	03.97 - 09.02 03.97 - 09.02 03.97 - 09.02 11.99 - 09.02 03.97 - 09.02			ST	a	32-C10-0					
						87-424-A	Fitting Side: top with integrated ball bearing				
						87-439-A	Fitting Side: bottom				
						ST	a	27-B42-A =			
								87-440-A			
2.5 20 V, 121 kW	03.99 - 09.02			ST	a	32-C10-0					
						87-424-A	Fitting Side: top with integrated ball bearing				
						87-439-A	Fitting Side: bottom				
						ST	a	27-B42-A =			



<b>C70 Convertible</b>		<b>03.98 -</b>									
2.0 20V 2.0 20V Turbo 2.3 20V T-5 2.5 20 V 2.5 20V Turbo	03.98 - 03.98 - 03.98 - 06.98 - 03.98 -					87-424-A	Fitting Side: top with integrated ball bearing				
						87-439-A	Fitting Side: bottom				
								87-440-A			






<b>V70 I Estate</b>		<b>01.97 - 03.00</b>									
1.9	01.97 - 03.00			ST	a	32-C10-0					
					a	32-C10-0	Suspension: for vehicles without lowered chassis				
2.0, 93 kW 2.0 20V 2.0 20V Turbo, 155 kW 2.0 20V Turbo, 166 kW 2.3 20V T-5 2.3 Turbo	01.97 - 03.00 01.97 - 03.00 01.97 - 03.00 01.97 - 03.00 01.97 - 03.00					32-C10-0					
					a	32-C10-0	Suspension: for vehicles without lowered chassis				
						87-424-A	Fitting Side: top with integrated ball bearing				
						87-439-A	Fitting Side: bottom				
						ST	a	27-B42-A =			
2.4 20V, 125 kW 2.4 20V Turbo 2.5 TDI	01.97 - 03.00 01.97 - 03.00 01.97 - 03.00					87-440-A					
											
						ST	a	32-C10-0			
2.0, 105 kW 2.4 20V, 103 kW 2.5 2.5 20 V	01.97 - 03.00 08.99 - 03.00 01.97 - 03.00 06.98 - 03.00					32-C10-0	Suspension: for vehicles without lowered chassis				
					a	32-C10-0	Suspension: for vehicles without lowered chassis				
						87-424-A	Fitting Side: top with integrated ball bearing				
						87-439-A	Fitting Side: bottom				
2.0 20V Turbo AWD 2.5 20V Turbo AWD	01.97 - 03.00 01.97 - 03.00					27-B42-A =					
					a	32-C10-0	Suspension: for vehicles without lowered chassis				
						87-424-A	Fitting Side: top with integrated ball bearing				
2.3 20V T-5 AWD 2.3 T AWD 2.5 Bifuel	01.97 - 03.00 04.97 - 03.00 10.98 - 08.99					87-439-A	Fitting Side: bottom				
						87-440-A					
								87-440-A			



					t = turbo a = automatic e = eXtreme	<b>i</b>
<b>Article No.</b>						



# Volvo





<b>V70 I Estate</b>		<b>01.97 - 03.00</b>							
2.4 20V Bifuel	08.99 - 03.00							87-424-A	Fitting Side: top with integrated ball bearing
								87-439-A	Fitting Side: bottom
2.5 AWD	03.99 - 03.00			ST	a			32-D59-0	Equipment Variation: Cross Country
								87-424-A	Fitting Side: top with integrated ball bearing
								87-439-A	Fitting Side: bottom





<b>V70 II Estate</b>		<b>03.00 -</b>							
2.5 TDI	03.00 -							87-440-A	





<b>S80</b>		<b>05.98 -</b>							
2.0 20V	06.98 -			ST	t			36-A97-F =	
2.0 20V Turbo	06.98 -				a			36-A97-A =	
2.4 20V, 103 kW	01.99 -							87-424-A	Fitting Side: top with integrated ball bearing
2.4 20V, 125 kW	01.99 -							87-439-A	Fitting Side: bottom
2.8 24V T6	05.98 -								
2.9 24V, 147 kW	03.99 -			ST	t			36-C02-0 =	
2.9 24V, 150 kW	05.98 -				a			36-C01-P =	
2.5 TDI	01.99 -								





<b>S90</b>		<b>01.97 - 05.98</b>							
2.9 24V, 132 kW	01.97 - 05.98			ST	a			36-A30-P =*	Axle Version: Blattfd.-Multi MK II
2.9 24V, 150 kW	01.97 - 05.98								

<b>V90 Estate</b>		<b>01.97 - 12.98</b>							
2.9 24V, 132 kW	01.97 - 12.98			ST	a			36-A31-P =*	Axle Version: Blattfd.-Multi MK II
2.9 24V, 150 kW	01.97 - 12.98								







<b>140 (142, 144)</b>		<b>08.66 - 08.75</b>							
1.8	08.66 - 07.68			ST	a			27-758-9	->08.1974
1.8 S	07.67 - 01.72								
2.0, 60 kW	08.68 - 07.74			ST	a			27-759-9	->Chass. 260 324
2.0, 70 kW	08.71 - 07.72							27-759-9	->Chass. 274 585
2.0 S, 74 kW	11.68 - 09.72								
2.0 S, 85 kW	09.72 - 08.75								
2.0, 91 kW	09.70 - 04.75								

<b>140 Estate (145)</b>		<b>08.68 - 02.75</b>							
2.0 S, 60 kW	08.68 - 07.74			ST	a			27-758-9	->08.1974
2.0 S, 73 kW	08.72 - 07.73								
2.0 S, 74 kW	08.72 - 07.74			ST	a			27-759-9	->Chass. 116 029
2.0 S, 85 kW	09.73 - 02.75								
2.0 S, 91 kW	08.72 - 07.73								













<b>164</b>		<b>08.68 - 04.75</b>							
2.9 E	08.68 - 07.73			ST	a			27-758-9	
2.9	08.72 - 07.74								
				ST	a			27-759-9	->Chass. 56 016






<b>240 (P242, P244)</b>		<b>08.74 - 08.93</b>							
2.0, 66 kW	08.76 - 07.79			ST	t			32-327-F =	For removing OE gas pressurised (reservoir bigger than 407 mm): use Volvo 1 229 423 special washer
2.0, 71 kW	08.80 - 08.83								
2.1, 71 kW	08.74 - 07.75				t			32-327-P =*	For removing OE gas pressurised (reservoir bigger than 407 mm): use Volvo 1 229 423 special washer
2.1, 74 kW	08.79 - 07.80								
2.1, 79 kW	08.80 - 07.84				a			32-327-4	For removing OE gas pressurised (reservoir bigger than 407 mm): use Volvo 1 229 423 special washer
2.1, 90 kW	08.74 - 07.80								
2.4 Diesel, 58 kW	08.87 - 08.93			ST				89-017-0	
					t			27-427-F =	
					t			27-427-P =*	
					a			27-317-1	
					e			60-160-0 †⊗	Conversion requires Roadworthy Test. Replace in pairs only




























					t = turbo a = automatic e = eXtreme	
<b>Article No.</b>						
Volvo						






**240 (P242, P244)**
**08.74 - 08.93**

2.1 Turbo	08.80 - 07.84			ST	t	89-017-0						
					t	27-427-F =						
					t	27-427-P =*						
					e	60-160-0 	Replace in pairs only					
2.3, 81 kW 2.3, 82 kW 2.3, 83 kW 2.3, 85 kW 2.3, 98 kW 2.3, 100 kW 2.3, 103 kW	08.84 - 07.86 08.80 - 07.84 08.86 - 07.87 08.86 - 07.93 08.84 - 12.89 08.80 - 07.83 08.78 - 07.80			ST	t	32-327-F =	Equipment Variation: GL For removing OE gas pressurised (reservoir bigger than 407 mm): use Volvo 1 229 423 special washer					
					t	32-327-P =*	Equipment Variation: GL For removing OE gas pressurised (reservoir bigger than 407 mm): use Volvo 1 229 423 special washer					
					a	32-327-4	Equipment Variation: GL For removing OE gas pressurised (reservoir bigger than 407 mm): use Volvo 1 229 423 special washer					
											89-017-0	
										t	27-427-F =	
										t	27-427-P =*	
										e	27-317-1	Equipment Variation: GL
					e	60-160-0 	Conversion requires Roadworthy Test. Replace in pairs only					
2.3, 96 kW	08.83 - 07.85			ST	t	32-327-F =	Equipment Variation: GL For removing OE gas pressurised (reservoir bigger than 407 mm): use Volvo 1 229 423 special washer					
					t	32-327-P =*	For removing OE gas pressurised (reservoir bigger than 407 mm): use Volvo 1 229 423 special washer					
					a	32-327-4	Equipment Variation: GL For removing OE gas pressurised (reservoir bigger than 407 mm): use Volvo 1 229 423 special washer					
											89-017-0	
										t	27-427-F =	
										t	27-427-P =*	
										e	27-317-1	Equipment Variation: GL
					e	60-160-0 	Conversion requires Roadworthy Test. Replace in pairs only					
2.4 Diesel, 60 kW	08.78 - 07.85			ST	t	32-327-F =	04.1979-> For removing OE gas pressurised (reservoir bigger than 407 mm): use Volvo 1 229 423 special washer					
					t	32-327-P =*	04.1979-> For removing OE gas pressurised (reservoir bigger than 407 mm): use Volvo 1 229 423 special washer					
					a	32-327-4	04.1979-> For removing OE gas pressurised (reservoir bigger than 407 mm): use Volvo 1 229 423 special washer					
											89-017-0	
										t	27-427-F =	04.1979->
										t	27-427-P =*	04.1979->
										e	27-317-1	04.1979->
					e	60-160-0 	04.1979-> Conversion requires Roadworthy Test. Replace in pairs only					








					t = turbo a = automatic e = eXtreme	<b>i</b>
<b>Article No.</b>						

# Volvo








240 Estate (P245)	08.74 - 08.93									
2.1, 74 kW 2.1, 90 kW	08.75 - 07.80 08.74 - 07.79			ST	t	32-327-F =	09.1977-> For removing OE gas pressurised (reservoir bigger than 407 mm): use Volvo 1 229 423 special washer			
					t	32-327-P =*	09.1977-> For removing OE gas pressurised (reservoir bigger than 407 mm): use Volvo 1 229 423 special washer			
					a	32-327-4	09.1977-> For removing OE gas pressurised (reservoir bigger than 407 mm): use Volvo 1 229 423 special washer			
						89-017-0				
							ST	t	27-427-F =	09.1977->
								t	27-427-P =*	09.1977->
		a	27-317-1	09.1977->						
		e	60-160-0 	09.1977-> Replace in pairs only						
		2.1, 80 kW 2.4 Diesel, 58 kW 2.4 Diesel, 60 kW	08.80 - 07.84 08.88 - 08.93 04.79 - 08.93			ST	t	32-327-F =	For removing OE gas pressurised (reservoir bigger than 407 mm): use Volvo 1 229 423 special washer	
							t	32-327-P =*	For removing OE gas pressurised (reservoir bigger than 407 mm): use Volvo 1 229 423 special washer	
a	32-327-4						For removing OE gas pressurised (reservoir bigger than 407 mm): use Volvo 1 229 423 special washer			
	89-017-0									
							ST	t	27-427-F =	
								t	27-427-P =*	
				a	27-317-1					
				e	60-160-0 	Replace in pairs only				
2.1 Turbo	08.80 - 07.85					ST	t	27-427-F =	09.1981->	
							t	27-427-P =*	09.1981->	
				ST	e	60-160-0 	09.1981-> Replace in pairs only			
						89-017-0				
2.3, 81 kW 2.3, 82 kW 2.3, 83 kW 2.3, 85 kW 2.3, 96 kW 2.3, 98 kW 2.3, 100 kW	08.84 - 07.86 08.80 - 07.84 08.86 - 07.87 08.86 - 07.93 08.84 - 07.85 08.84 - 12.88 01.83 - 12.84			ST	t	32-327-F =	not for equipment variation: GLT For removing OE gas pressurised (reservoir bigger than 407 mm): use Volvo 1 229 423 special washer			
					t	32-327-P =*	not for equipment variation: GLT For removing OE gas pressurised (reservoir bigger than 407 mm): use Volvo 1 229 423 special washer			
					a	32-327-4	not for equipment variation: GLT For removing OE gas pressurised (reservoir bigger than 407 mm): use Volvo 1 229 423 special washer			
						89-017-0				
							ST	t	27-427-F =	
								t	27-427-P =*	
		a	27-317-1	not for equipment variation: GLT						
		e	60-160-0 	Replace in pairs only						
		2.7 GLT6	08.79 - 07.80			ST	t	32-327-F =	For removing OE gas pressurised (reservoir bigger than 407 mm): use Volvo 1 229 423 special washer	
							t	32-327-P =*	For removing OE gas pressurised (reservoir bigger than 407 mm): use Volvo 1 229 423 special washer	
a	32-327-4						For removing OE gas pressurised (reservoir bigger than 407 mm): use Volvo 1 229 423 special washer			
	89-017-0									
				ST	t	27-427-F =				
					t	27-427-P =*				
			e	60-160-0 	Replace in pairs only					

					t = turbo a = automatic e = eXtreme	<b>i</b>
<b>Article No.</b>						
<b>Volvo</b>						







**260 (P262, P264)****08.74 - 07.82**

2.7, 92 kW 2.7, 103 kW 2.7, 109 kW	08.76 - 07.77 08.74 - 07.80 08.78 - 07.82			ST	t	32-327-F =	For removing OE gas pressurised (reservoir bigger than 407 mm): use Volvo 1 229 423 special washer				
					t	32-327-P =*		For removing OE gas pressurised (reservoir bigger than 407 mm): use Volvo 1 229 423 special washer			
					a	32-327-4			For removing OE gas pressurised (reservoir bigger than 407 mm): use Volvo 1 229 423 special washer		
						89-017-0					
								ST	t	27-427-F =	
									t	27-427-P =*	
a	27-317-1										
e	60-160-0  	Conversion requires Roadworthy Test. Replace in pairs only									







**260 Estate (P265)****07.75 - 07.82**







2.7, 92 kW 2.7, 103 kW 2.7, 109 kW	08.75 - 07.77 07.75 - 07.82 10.78 - 07.82			ST	t	32-327-F =	For removing OE gas pressurised (reservoir bigger than 407 mm): use Volvo 1 229 423 special washer				
					t	32-327-P =*		For removing OE gas pressurised (reservoir bigger than 407 mm): use Volvo 1 229 423 special washer			
					a	32-327-4			For removing OE gas pressurised (reservoir bigger than 407 mm): use Volvo 1 229 423 special washer		
						89-017-0					
								ST	t	27-427-F =	
									t	27-427-P =*	
a	27-317-1										
e	60-160-0  	Replace in pairs only									

**340-360 (343, 345)****08.75 - 07.91**





1.4, 46 kW 1.4, 47 kW 1.4, 50 kW 1.4, 51 kW 1.4, 52 kW 1.7 2.0, 65 kW 2.0, 68 kW 2.0, 70 kW 2.0, 77 kW 2.0, 80 kW 2.0, 81 kW 2.0, 82 kW 2.0, 83 kW 2.0, 85 kW 2.0, 87 kW 2.1 1.6 Diesel	08.82 - 08.85 08.79 - 07.83 08.86 - 12.88 08.75 - 07.88 08.83 - 07.86 08.85 - 07.91 08.80 - 07.84 08.83 - 07.84 08.80 - 07.83 08.84 - 07.87 08.88 - 07.89 08.87 - 07.88 08.86 - 07.88 08.82 - 07.84 08.82 - 07.84 08.84 - 07.86 08.81 - 07.82 08.84 - 07.91			ST	a	32-882-3	
						87-083-L	
		ST	a	27-380-0			
							







**340-360 (344)****08.79 - 07.91**







1.4, 50 kW 1.4, 51 kW 1.4, 53 kW 1.7 2.0, 66 kW 2.0, 68 kW 2.0, 77 kW 2.0, 80 kW 2.0, 81 kW 2.0, 82 kW 2.0, 83 kW 2.0, 85 kW 2.0, 87 kW 1.6 Diesel	08.86 - 12.88 08.87 - 07.88 08.83 - 07.86 08.85 - 07.91 08.82 - 07.84 08.83 - 07.84 08.84 - 07.87 08.88 - 07.89 08.87 - 07.88 08.86 - 07.88 08.83 - 07.84 08.84 - 07.86 08.84 - 07.86 08.84 - 07.86			ST	a	32-882-3	
						27-380-0	
		ST	a	27-380-0			
							












						t = turbo a = automatic e = eXtreme	<b>i</b>
<b>Article No.</b>							








## Volvo






<b>340-360 (344)</b>	<b>08.79 - 07.91</b>						
2.0, 75 kW	08.84 - 07.90			ST	a	32-882-3	->07.1989
				ST	a	27-380-0	->07.1989

<b>440 K (445)</b>	<b>08.88 - 12.96</b>						
1.6	09.88 - 12.96			ST	t	32-B58-A =	
1.7, 64 kW	09.88 - 12.96				a	32-B58-0	
1.7, 70 kW	08.88 - 07.89					87-383-L	
1.7, 75 kW, 1710 ccm	08.89 - 07.92						
1.7, 75 kW, 1721 ccm	07.94 - 12.96			ST	a	27-097-B =	
1.7, 78 kW	09.88 - 12.96						
1.7 Turbo, 88 kW	08.88 - 07.96						
1.7 Turbo, 90 kW	01.91 - 12.96						
1.8, 1783 ccm	09.95 - 12.96						
1.8, 1794 ccm	08.91 - 07.96						
2.0, 80 kW	08.93 - 07.96						
2.0, 81 kW	08.92 - 07.95						
1.9 Turbo-Diesel	07.94 - 12.96						















<b>460 L (464)</b>	<b>09.88 - 07.96</b>						
1.6	07.92 - 07.96			ST	t	32-B58-A =	
1.7, 64 kW	09.88 - 07.96				a	32-B58-0	
1.7, 66 kW	09.90 - 07.96					87-383-L	
1.7, 75 kW	08.89 - 07.92						
1.7, 80 kW	08.89 - 07.92			ST	a	27-097-B =	
1.7 Turbo, 88 kW	08.89 - 07.96						
1.7 Turbo, 90 kW	01.91 - 07.96						
1.8	08.91 - 07.96						
2.0, 80 kW	08.93 - 07.96						
2.0, 81 kW	08.92 - 07.95						
1.9 Turbo-Diesel	07.94 - 07.96						

<b>480 E</b>	<b>04.86 - 07.96</b>						
1.7, 70 kW	08.87 - 07.89			ST	t	32-B58-A =	
1.7, 75 kW	08.89 - 07.90				a	32-B58-0	
1.7 Turbo, 88 kW	08.87 - 07.96					87-383-L	
1.7 Turbo, 90 kW	01.91 - 07.96						
2.0	08.92 - 09.95			ST	a	27-097-B =	
1.7, 78 kW	04.86 - 07.89			ST	t	32-B58-A =	
1.7, 80 kW	08.86 - 07.88				a	32-B58-0	
						87-383-L	08.1987->
				ST	a	27-097-B =	








<b>740 (744)</b>	<b>08.83 - 08.92</b>						
2.0	08.85 - 07.92			ST	t	32-135-F =	rigid axle
2.3, 83 kW	09.85 - 12.89				t	32-135-P =*	rigid axle
2.3, 84 kW	08.84 - 07.90				a	32-135-1	rigid axle
2.3, 85 kW	08.87 - 07.92					32-135-F =	rigid axle
2.3, 86 kW	08.86 - 07.88				a	32-135-1	rigid axle
2.3, 96 kW	08.84 - 07.88					89-018-0	
2.3, 100 kW	08.88 - 07.90						
2.3, 111 kW	08.88 - 08.92			ST	t	27-410-P =*	rigid axle
2.3 16V, 114 kW	08.88 - 07.91				t	36-A53-0 =	rigid axle
2.3 16V, 117 kW	08.87 - 07.89				a	27-410-0	rigid axle
2.4 Diesel, 60 kW	08.84 - 07.92					60-180-1 ↑	rigid axle Replace in pairs only
2.4 Diesel, 83 kW	08.84 - 07.90						

					t = turbo a = automatic e = eXtreme	<b>i</b>
<b>Article No.</b>						
<b>Volvo</b>						

**740 (744) 08.83 - 08.92**

2.3, 95 kW	08.83 - 07.84			ST	t	32-135-F =	05.1984-> rigid axle			
					t	32-135-P =*	05.1984-> rigid axle			
					a	32-870-1	->04.1984 rigid axle			
					a	32-870-F =●	->04.1984 rigid axle			
					a	32-135-1	05.1984-> rigid axle			
						t	32-135-F =	05.1984-> rigid axle		
						a	32-870-1	->04.1984 rigid axle		
						a	32-870-F =●	->04.1984 rigid axle		
						a	32-135-1	05.1984-> rigid axle		
							ST	t	27-410-P =*	rigid axle
								t	36-A53-0 =	rigid axle
								a	27-410-0	rigid axle
										e
					60-180-0					
2.3 Turbo, 115 kW 2.3 Turbo, 121 kW 2.3 Turbo, 140 kW	08.86 - 07.89 08.89 - 07.90 08.89 - 07.90			ST	t	32-135-F =	rigid axle			
					t	32-135-P =*	rigid axle			
					a	32-135-1	rigid axle			
						t	32-135-F =	08.1987-> multilink axle		
						t	32-135-F =	rigid axle		
						a	32-135-1	rigid axle		
						60-180-0				
							ST	t	27-410-P =*	rigid axle
								t	36-A53-0 =	rigid axle
								a	27-410-0	rigid axle
										e
					60-129-4 †	08.1987-> multilink axle Replace in pairs only				

**740 Estate (745) 08.85 - 08.92**

2.0, 82 kW 2.0, 89 kW 2.3, 83 kW 2.3, 84 kW 2.3, 85 kW 2.3, 96 kW 2.3, 100 kW 2.3, 111 kW 2.3 16V, 114 kW 2.3 Turbo, 115 kW 2.3 16V, 117 kW 2.3 Turbo, 121 kW 2.3 Turbo, 134 kW 2.3 Turbo, 140 kW 2.4 Diesel 2.4 Turbo-Diesel 2.4 TD Interc.	08.89 - 07.91 08.85 - 07.92 08.85 - 12.89 09.85 - 07.90 08.87 - 07.92 08.85 - 07.88 08.89 - 07.90 07.89 - 08.92 08.88 - 07.90 08.86 - 07.89 08.87 - 07.89 08.89 - 07.90 08.85 - 07.88 08.89 - 07.90 08.85 - 07.88 09.85 - 07.92 08.86 - 07.88			ST	t	32-135-F =	rigid axle			
					t	32-135-P =*	rigid axle			
					a	32-135-1	rigid axle			
						t	32-135-F =	rigid axle		
						a	32-135-1	rigid axle		
						60-180-0				
								ST	t	27-410-P =*
					t				36-A53-0 =	rigid axle
					a				27-410-0	rigid axle
										e



t = turbo  
a = automatic  
e = eXtreme

Article No.



# Volvo

760 (704, 764)

08.81 - 07.92

2.3 Turbo (704)	08.82 - 07.84			ST	t	32-135-F =	05.1984-> rigid axle		
					t	32-135-P =*	05.1984-> rigid axle		
					a	32-135-1	05.1984-> rigid axle		
					a	32-870-1	09.1983 - 04.1984 rigid axle		
					a	32-870-F =●	09.1983 - 04.1984 rigid axle		
						t	32-135-F =	05.1984-> rigid axle	
						a	32-135-1	05.1984-> rigid axle	
						a	32-870-1	09.1983 - 04.1984 rigid axle	
						a	32-870-F =●	09.1983 - 04.1984 rigid axle	
								89-018-0	
							ST	t	27-410-P =*
					t			36-A53-0 =	rigid axle
					a			27-410-0	rigid axle
							e	60-180-1 ↑	09.1983-> rigid axle Replace in pairs only
2.8 2.4 D	01.82 - 12.87 08.82 - 12.90			ST	t	32-135-F =	05.1984 - 08.1987 rigid axle		
					t	32-135-P =*	05.1984 - 08.1987 rigid axle		
					a	32-870-1	->04.1984 rigid axle		
					a	32-870-F =●	->04.1984 rigid axle		
					a	32-135-1	05.1984 - 08.1987 rigid axle		
						t	32-135-F =	05.1984 - 08.1987 rigid axle	
						t	32-135-F =	09.1987-> multilink axle	
						a	32-870-1	->04.1984 rigid axle	
						a	32-870-F =●	->04.1984 rigid axle	
								89-018-0	
							ST	t	27-410-P =*
					t			36-A53-0 =	->08.1987 rigid axle
					a			27-410-0	->08.1987 rigid axle
							e	60-180-1 ↑	->08.1987 rigid axle Replace in pairs only
		e	60-129-4 ↑	09.1987-> multilink axle Replace in pairs only					



t = turbo  
a = automatic  
e = eXtreme

Article No.








**Volvo**















**760 (704, 764)**















**08.81 - 07.92**

2.8 (704), 105 kW 2.8 (764), 108 kW 2.8 (764), 115 kW 2.4 Turbo Diesel (704), 80 kW	05.86 - 08.91 08.86 - 07.90 08.86 - 07.88 04.87 - 07.92					32-135-F =	->08.1987 rigid axle				
						t 32-135-P =*	->08.1987 rigid axle				
						a 32-135-1	->08.1987 rigid axle				
						oi t 32-135-F =	->08.1987 rigid axle				
						t 32-135-F =	09.1987-> ->12.1990 multilink axle				
						a 32-135-1	->08.1987 rigid axle				
						89-018-0					
										t 27-410-P =*	->08.1987 rigid axle
										t 36-A53-0 =	->08.1987 rigid axle
										a 27-410-0	->08.1987 rigid axle
										oi e 60-180-1 †	->08.1987 rigid axle Replace in pairs only
										oi e 60-129-4 †	09.1987-> ->12.1990 multilink axle Replace in pairs only
										89-018-0	
						2.8 (704), 115 kW	08.81 - 07.86				
t 32-135-P =*	05.1984-> rigid axle										
a 32-870-1	02.1982 - 04.1984 rigid axle										
a 32-870-F =●	02.1982 - 04.1984 rigid axle										
a 32-135-1	05.1984-> rigid axle										
oi t 32-135-F =	05.1984-> rigid axle										
a 32-870-1	02.1982 - 04.1984 rigid axle										
a 32-870-F =●	02.1982 - 04.1984 rigid axle										
a 32-135-1	05.1984-> rigid axle										
89-018-0											
				t 27-410-P =*	02.1982-> rigid axle						
				t 36-A53-0 =	02.1982-> rigid axle						
				a 27-410-0	02.1982-> rigid axle						
				oi e 60-180-1 †	02.1982-> rigid axle Replace in pairs only						






					t = turbo a = automatic e = eXtreme	<b>i</b>
<b>Article No.</b>						

# Volvo





<b>760 (704, 764)</b>	<b>08.81 - 07.92</b>			<b>ST</b>	t	32-135-F =	05.1984-> rigid axle
					t	32-135-P =*	05.1984-> rigid axle
					a	32-870-1	->04.1984 rigid axle
					a	32-870-F =●	->04.1984 rigid axle
					a	32-135-1	05.1984-> rigid axle
					t	32-135-F =	05.1984-> rigid axle
					a	32-870-1	->04.1984 rigid axle
					a	32-870-F =●	->04.1984 rigid axle
					a	32-135-1	05.1984-> rigid axle
						89-018-0	
				<b>ST</b>	t	27-410-P =*	rigid axle
					t	36-A53-0 =	rigid axle
					a	27-410-0	rigid axle
					e	60-180-1 †	rigid axle Replace in pairs only
<b>2.4 Turbo Diesel (704), 82 kW</b>	08.82 - 07.87						
<b>2.4 TD Interc. (704)</b>	08.87 - 07.92				t	32-135-F =	09.1987-> ->12.1990 multilink axle
						89-018-0	
					e	60-129-4 †	09.1987-> ->12.1990 multilink axle Replace in pairs only

<b>760 Estate (704, 765)</b>	<b>01.82 - 07.92</b>			<b>ST</b>	t	32-135-F =	rigid axle
					t	32-135-P =*	rigid axle
					a	32-135-1	rigid axle
					t	32-135-F =	rigid axle
						89-018-0	
				<b>ST</b>	t	27-410-P =*	rigid axle
					t	36-A53-0 =	rigid axle
					a	27-410-0	rigid axle
					e	60-180-0 †	rigid axle Replace in pairs only
<b>2.8 (765), 95 kW</b>	05.86 - 12.87						
<b>2.8 (765), 115 kW</b>	08.86 - 07.88						
<b>2.8 (765), 105 kW</b>	05.86 - 08.91			<b>ST</b>	t	32-135-F =	->12.1990 rigid axle
					t	32-135-P =*	->12.1990 rigid axle
					a	32-135-1	->12.1990 rigid axle
					t	32-135-F =	->12.1990 rigid axle
						89-018-0	
				<b>ST</b>	t	27-410-P =*	->12.1990 rigid axle
					t	36-A53-0 =	->12.1990 rigid axle
					a	27-410-0	->12.1990 rigid axle
					e	60-180-0 †	->12.1990 rigid axle Replace in pairs only















					t = turbo a = automatic e = eXtreme	<b>i</b>
<b>Article No.</b>						
<b>Volvo</b>						













**760 Estate (704, 765) 01.82 - 07.92**






2.4 TD Interc. (765)	08.87 - 07.92			ST	t	32-135-F =	->12.1990 rigid axle
					t	32-135-P =*	rigid axle
					a	32-135-1	->12.1990 rigid axle
					t	32-135-F =	->12.1990 rigid axle
				ST	t	27-410-P =*	->12.1990 rigid axle
					t	36-A53-0 =	->12.1990 rigid axle
					a	27-410-0	->12.1990 rigid axle
					e	60-180-0 †	->12.1990 rigid axle Replace in pairs only
					t	89-018-0	
					t	89-018-0	

**780 Bertone 08.86 - 07.90**











































2.9, 108 kW	08.87 - 07.90			ST	t	32-135-F =	09.1987-> multilink axle
					t	89-018-0	
				ST	e	60-129-4 †	09.1987-> multilink axle Replace in pairs only
					t	89-018-0	
2.9, 115 kW	08.86 - 07.87			ST	t	32-135-F =	rigid axle
					t	89-018-0	
				ST	t	27-410-P =*	rigid axle
					t	36-A53-0 =	rigid axle
2.4 TD Intercooler	01.85 - 08.87			ST	t	32-135-F =	rigid axle
					a	32-135-1	rigid axle
				ST	t	27-410-P =*	rigid axle
					t	36-A53-0 =	rigid axle
a	27-410-0	rigid axle					







**850 (LS) 06.91 - 12.96**






2.0 10V 2.0 20V Turbo 2.3 T5 2.5 10V, 106 kW 2.5 20V 2.5 TDI	08.94 - 12.96 08.93 - 12.96 08.93 - 07.96 08.94 - 12.96 08.91 - 12.96 08.95 - 12.96			ST	a	32-C10-0			
					a	32-C10-0	Chass. 52901-> Suspension: for vehicles without lowered chassis		
					t	87-424-A	Fitting Side: top with integrated ball bearing		
					t	87-439-A	Fitting Side: bottom		
				ST	a	27-B42-A =			
					e	60-166-4 †	Chass. 52901-> Suspension: for vehicles without lowered chassis Replace in pairs only		
					t	87-440-A			
					t	87-440-A			
		2.0 2.5 10V, 103 kW	06.91 - 12.96 06.91 - 07.94			ST	a	32-C10-0	
							a	32-C10-0	Chass. 52901-> Suspension: for vehicles without lowered chassis
				ST	t	87-424-A	Fitting Side: top with integrated ball bearing		
					t	87-439-A	Fitting Side: bottom		
				ST	a	27-B42-A =			
					e	60-166-4 †	Chass. 52901-> Suspension: for vehicles without lowered chassis Replace in pairs only		
2.3 T5-R	08.95 - 12.96			ST	t	87-424-A	Fitting Side: top with integrated ball bearing		
					t	87-439-A	Fitting Side: bottom		















































					t = turbo a = automatic e = eXtreme	<b>i</b>
<b>Article No.</b>						






## Volvo

850 Estate (LW)	04.92 - 12.96								
2.0 10V 2.0 20V Turbo 2.5 20V 2.5 TDI	08.94 - 12.96 02.93 - 12.96 09.92 - 12.96 08.95 - 12.96			ST	a	32-C10-0			
					a	32-C10-0	Suspension: for vehicles without lowered chassis		
						87-424-A	Fitting Side: top with integrated ball bearing		
			87-439-A		Fitting Side: bottom				
						ST	a	27-B42-A =	
							e	60-166-4 †	Suspension: for vehicles without lowered chassis Replace in pairs only
						87-440-A			
2.0 2.5 10V, 103 kW	02.93 - 12.96 08.92 - 07.94			ST	a	32-C10-0			
					a	32-C10-0	Suspension: for vehicles without lowered chassis		
						87-424-A	Fitting Side: top with integrated ball bearing		
			87-439-A		Fitting Side: bottom				
						ST	a	27-B42-A =	
							e	60-166-4 †	Suspension: for vehicles without lowered chassis Replace in pairs only
						87-440-A			
2.3 T5	02.93 - 12.96			ST	a	32-C10-0	01.1994->		
					a	32-C10-0	01.1994->		
						87-424-A	Fitting Side: top with integrated ball bearing		
			87-439-A		Fitting Side: bottom				
						ST	a	27-B42-A =	01.1994->
							e	60-166-4 †	01.1994->
						87-440-A	Suspension: for vehicles without lowered chassis Replace in pairs only		
2.3 T5-R	08.95 - 12.96					87-424-A	Fitting Side: top with integrated ball bearing		
						87-439-A	Fitting Side: bottom		
2.5 10V, 106 kW	08.94 - 12.96			ST	a	32-C10-0			
					a	32-C10-0	Suspension: for vehicles without lowered chassis		
						87-424-A	Fitting Side: top with integrated ball bearing		
			87-439-A		Fitting Side: bottom				
						ST	a	27-B42-A =	
							e	60-166-4 †	Suspension: for vehicles without lowered chassis Replace in pairs only
						87-440-A			
2.5 AWD	04.96 - 12.96					87-424-A	Fitting Side: top with integrated ball bearing		
						87-439-A	Fitting Side: bottom		
						87-440-A			













940 (944)	08.90 - 12.94						
2.0	01.92 - 07.94			ST	t	32-135-F =	rigid axle
					t	32-135-P =*	rigid axle
					t	32-135-F =	rigid axle
2.3, 85 kW	08.92 - 07.94					89-018-0	
2.3, 96 kW	08.90 - 12.94						
2.3 16V	08.90 - 07.91						
2.3 Turbo, 121 kW	08.90 - 07.94			ST	t	27-410-P =*	rigid axle
2.3 Turbo, 140 kW	08.91 - 07.93				t	36-A53-0 =	rigid axle
2.4 D	08.90 - 12.94					e	60-180-1 †
2.4 Turbo Diesel	08.90 - 12.94						
2.4 TD Interc.	07.92 - 12.94						

					t = turbo a = automatic e = eXtreme	<b>i</b>
<b>Article No.</b>						
Volvo						









<b>940 Estate (945)</b>		<b>08.90 - 07.95</b>								
2.0 2.0 Turbo 2.3, 85 kW 2.3 16V 2.3 Turbo, 121 kW 2.3 Turbo, 140 kW	01.92 - 07.94 01.91 - 07.95 08.92 - 07.94			ST	t	32-135-F =	rigid axle			
					t	32-135-P =*	rigid axle			
						t	32-135-F =	rigid axle		
	08.90 - 07.91 08.90 - 07.94 08.91 - 07.93				ST	t	27-410-P =*	rigid axle		
						t	36-A53-0 =	rigid axle		
							e	60-180-0 †	rigid axle Replace in pairs only	
2.3, 96 kW 2.4 Turbo Diesel	08.90 - 12.94 08.90 - 07.94			ST	t	32-135-F =	rigid axle			
					t	32-135-P =*	rigid axle			
						t	32-135-F =	rigid axle		
	08.90 - 07.94				ST	t	27-410-P =*	rigid axle		
						t	36-A53-0 =	rigid axle		
							e	60-180-0 †	rigid axle Replace in pairs only	
<b>960 (964)</b>		<b>08.90 - 07.94</b>								
2.9 2.4 TD Interc.	08.90 - 07.94 09.91 - 07.94			ST	t	32-135-F =	multilink axle			
							89-018-0			
				ST	e	60-129-4 † 	multilink axle Replace in pairs only			
<b>960 Estate (965)</b>		<b>08.90 - 07.94</b>								
2.9	08.90 - 07.94			ST	t	32-135-F =	rigid axle			
					t	32-135-P =*	rigid axle			
						t	32-135-F =	rigid axle		
		09.91 - 07.94				ST	t	27-410-P =*	rigid axle	
							t	36-A53-0 =	rigid axle	
								e	60-180-0 †	rigid axle Replace in pairs only
2.4 TD Interc.	09.91 - 07.94			ST	t	32-135-F =	rigid axle			
					t	32-135-P =*	rigid axle			
						t	32-135-F =	rigid axle		
		08.90 - 07.94				ST	t	27-410-P =*	rigid axle	
							t	36-A53-0 =	rigid axle	
								e	60-180-0 †	rigid axle Replace in pairs only
<b>960 II (964)</b>		<b>07.94 - 12.96</b>								
2.5 24V 2.9 24V	08.94 - 12.96 08.95 - 12.96			ST	a	36-A30-P =*	Axle Version: Blattfd.-Multi MK II			
<b>960 II Estate (965)</b>		<b>07.94 - 12.96</b>								
2.5 24V 2.9 24V	08.94 - 12.96 08.95 - 12.96			ST	a	36-A31-P =*	Axle Version: Blattfd.-Multi MK II			
<b>P-Reihe</b>										
P 123 P 131 P 132	01.57 - 01.57 - 01.57 -			ST	a	27-447-9				
				ST	a	27-448-9				
<b>P 121</b>		<b>05.59 - 05.71</b>								
1.6 1.8, 50 kW 1.8, 55 kW 2.0	05.59 - 09.66 05.59 - 09.66 02.67 - 05.71 11.68 - 05.71			ST	a	27-447-9				
				ST	a	27-448-9				

					t = turbo a = automatic e = eXtreme	<b>i</b>
<b>Article No.</b>						

## Volvo

<b>P 122 S AMAZON</b>		<b>05.59 - 05.71</b>						
1.6	05.59 - 09.66			ST	a	27-447-9		
1.8, 59 kW	05.59 - 07.67			ST	a	27-448-9		
1.8, 63 kW	09.66 - 05.71							
1.8, 66 kW	02.67 - 05.71							
1.8, 76 kW	09.66 - 05.71							
2.0	11.68 - 05.71							
<b>P 122 S AMAZON Estate</b>		<b>05.59 - 05.71</b>						
1.8	08.61 - 07.67			ST	a	27-447-9		
<b>P 1800</b>		<b>04.62 - 11.73</b>						
1.8, 66 kW	04.62 - 05.70			ST	a	27-447-9		
1.8 S	04.62 - 05.70			ST	a	27-448-9		
1.8, 76 kW	04.62 - 05.70							
2.0 ES	04.72 - 11.73							
<b>P 2200 Estate</b>		<b>09.64 - 08.67</b>						
1.8, 50 kW	09.64 - 08.67			ST	a	27-447-9		
1.8, 59 kW	09.64 - 08.67							
1.8, 63 kW	09.64 - 08.67							

## Zastava

<b>101 (1100)</b>		<b>06.72 - 12.93</b>						
1.1, 37 kW	12.75 - 01.80			ST	a	27-190-3		
1.1, 40 kW	06.73 - 01.90			ST	a	27-191-3		
1.1, 41 kW	05.75 - 12.93							
1.1 Super	07.79 - 09.81							
1.3	10.81 - 12.93							
<b>YUGO</b>		<b>04.80 - 06.95</b>						
0.9	04.80 - 06.92			ST	a	27-A60-0		
1.1 60 EFI (145 A)	08.91 - 06.95			ST	a	27-191-3		
1.3 65 EFI (145 A)	08.91 - 06.95							

Part number list / List arithmétique / Lista numérica

Article No. No. de Référence Referencia	Page page N° Página	Manufacturer Marque Ref. Constructor	Article No. No. de Référence Referencia	Page page N° Página	Manufacturer Marque Ref. Constructor
22-489-9 $\frac{1}{\circ}$	451	Volkswagen	27-093-2 $\frac{1}{\circ}$	22 23 24 25 29 30 37	Audi
22-643-9 $\frac{1}{\circ}$	420 421 448	Volkswagen	27-093-F $\frac{1}{\circ}$	22 23 24 25 29 30 37	Audi
22-781-9 $\frac{1}{\circ}$	420 421	Volkswagen	27-093-P $\frac{1}{\circ}$	22 23 24 25 29 30 37	Audi
22-794-9 $\frac{1}{\circ}$	190 191 201 202 203 206	Mercedes Benz	27-094-0 $\ddagger$	278 279 280 350	Peugeot Talbot
22-804-0 $\frac{1}{\text{T}}$	39	BMW	27-094-F $\ddagger$	278 279 280 350	Peugeot Talbot
22-819-1 $\frac{1}{\circ}$	21 30 31 32 33 35 36	Audi	27-095-1 $\frac{1}{\circ}$	22 36	Audi
22-830-0 $\frac{1}{\text{T}}$	39 40 41 42 43	BMW	27-097-B $\frac{1}{\circ}$	460	Volvo
22-856-0 $\frac{1}{\circ}$	188 189 191 192 193 194	Mercedes Benz	27-111-9 $\frac{1}{\circ}$	318	Saab
26-046-A $\frac{1}{\circ}$	412	Volkswagen	27-112-1 $\ddagger$	22 36 406 422 423	Audi Volkswagen
27-008-F $\frac{1}{\circ}$	39 40 41 42 43 47 68	BMW	27-113-0 $\frac{1}{\circ}$	427 432 433	Volkswagen
27-008-P $\frac{1}{\circ}$	39 40 41 42 43	BMW	27-116-0 $\frac{1}{\circ}$	236 237 244 245 246 388 389 390 394 395	Opel  Vauxhall
27-020-A $\frac{1}{\circ}$	44	BMW	27-116-F $\frac{1}{\circ}$	236 237 244 245 246 247 388 389 390 394 395	Opel  Vauxhall
27-021-9 $\frac{1}{\circ}$	318 319	Saab	27-116-P $\frac{1}{\circ}$	236 237 244 245 246 247 388 389 390 394 395	Opel  Vauxhall
27-022-9 $\frac{1}{\text{T}}$	318 319	Saab	27-117-P $\frac{1}{\circ}$	102 103 104	Fiat
27-024-A $\frac{1}{\circ}$	237 238 239 245 247 389 391	Opel  Vauxhall	27-123-0 $\ddagger$	105	Fiat
27-030-9 $\frac{1}{\circ}$	37 160 317	Austin Innocenti Rover	27-132-5 $\ddagger$	226	Nissan
27-031-9 $\frac{1}{\circ}$	37 160 317	Austin Innocenti Rover	27-133-H $\frac{1}{\circ}$	8 9	Alfa Romeo
27-033-A $\frac{1}{\circ}$	371 372	Toyota	27-134-H $\frac{1}{\text{T}}$	8 9	Alfa Romeo
27-034-A $\frac{1}{\circ}$	371 372	Toyota	27-137-1 $\ddagger$	114 115	Ford
27-043-F $\frac{1}{\circ}$	39	BMW	27-140-0 $\frac{1}{\circ}$	249 253 393 401	Opel Vauxhall
27-044-0 $\ddagger$	74 76 81 260 349	Citroen Peugeot Talbot	27-140-F $\frac{1}{\circ}$	249 253 393 401	Opel Vauxhall
27-056-0 $\frac{1}{\circ}$	8	Alfa Romeo	27-144-P $\frac{1}{\circ}$	44 45 46 47 48 49	BMW
27-060-1 $\frac{1}{\circ}$	69	BMW	27-145-A $\ddagger$	87 98 99 100 101 102	Fiat
27-065-0 $\ddagger$	324 325 326 328 330	Seat	27-145-P $\frac{1}{\circ}$	87 98 100 101 102	Fiat
27-065-F $\ddagger$	324 325 326 328 330	Seat	27-146-9 $\frac{1}{\circ}$	104	Fiat
27-071-0 $\ddagger$	84	Daihatsu	27-148-0 $\ddagger$	278 279 280	Peugeot
27-072-0 $\ddagger$	84	Daihatsu	27-153-F $\frac{1}{\circ}$	290	Porsche
27-076-0 $\frac{1}{\text{T}}$	296 304	Renault	27-161-B $\frac{1}{\circ}$	49	BMW
27-078-0 $\frac{1}{\text{T}}$	142 143 144	Ford	27-162-8 $\frac{1}{\circ}$	420 421 450 451	Volkswagen
27-079-0 $\ddagger$	39 40 41 43	BMW	27-168-0 $\frac{1}{\circ}$	39 40 41 42 43	BMW
27-079-F $\ddagger$	39 40 41 43	BMW	27-169-2 $\ddagger$	102 103 104	Fiat
27-085-9 $\frac{1}{\circ}$	165 166	LADA			
27-085-F $\frac{1}{\circ}$	165 166	LADA			
27-086-9 $\frac{1}{\circ}$	165 166	LADA			
27-086-F $\frac{1}{\circ}$	165 166	LADA			

Part number list / List arithmétique / Lista numérica

Article No. No. de Référence Referencia	Page page Nº Página	Manufacturer Marque Ref. Constructor	Article No. No. de Référence Referencia	Page page Nº Página	Manufacturer Marque Ref. Constructor
27-170-A $\frac{1}{\circ}$	452 453	Volkswagen	27-229-1 †	406 407 408 418 443 444 445	Volkswagen
27-173-1 †	168 170 319	Lancia Saab	27-229-F †	406 407 408 418 443 444 445	Volkswagen
27-173-F †	168 170 319	Lancia Saab	27-230-5 †	226	Nissan
27-186-9 $\frac{1}{\circ}$	148 87 106	FSO Fiat	27-231-F †	95 96 97	Fiat
27-190-3 †	148 105 468	FSO Fiat Zastava	27-237-5 †	226	Nissan
27-191-3 †	148 105 468	FSO Fiat Zastava	27-246-A $\frac{1}{\circ}$	2 3	Alfa Romeo
27-194-4 †	148 92 104 324	FSO Fiat Seat	27-250-0 $\frac{\circ}{\circ}$	80 81	Citroen
27-195-3 †	37 148 92 104 167 324	Autobianchi FSO Fiat Lancia Seat	27-251-0 $\frac{\circ}{\circ}$	81	Citroen
27-201-0 $\frac{1}{\circ}$	83 237 238 245 246 247 253 254 255 388 389 390 391 395 396 397 398 399	Daewoo Opel  Vauxhall	27-253-1 $\frac{\circ}{\circ}$	93 329	Fiat Seat
27-201-F $\frac{1}{\circ}$	83 237 238 245 246 247 253 254 255 256 388 389 390 391 395 396 397 398 399	Daewoo Opel  Vauxhall	27-254-9 $\frac{1}{\circ}$	300 301	Renault
27-201-P $\frac{1}{\circ}$	83 237 238 245 246 247 253 254 255 256 388 389 390 391 395 396 397 398 399	Daewoo Opel  Vauxhall	27-256-0 $\frac{\circ}{\circ}$	142 143 144	Ford
27-205-A $\frac{1}{\circ}$	27	Audi	27-260-F $\frac{1}{\circ}$	44 45 46 47 48	BMW
27-208-0 $\frac{1}{\dagger}$	148 104 106	FSO Fiat	27-265-0 †	302 303	Renault
27-215-0 $\frac{1}{\circ}$	331 332 333 409 410 411 412 419	Seat Volkswagen	27-265-F †	302 303	Renault
27-215-1 $\frac{1}{\circ}$	331 332 333 409 410 411 412 414 419 420 443 446 447 448	Seat Volkswagen	27-266-0 $\frac{1}{\circ}$	37 314	Austin Rover
27-221-9 $\frac{\circ}{\circ}$	420 421 448	Volkswagen	27-270-0 $\frac{\circ}{\circ}$	406 422	Volkswagen
27-225-5 †	84 370 371	Daihatsu Toyota	27-295-B $\frac{1}{\circ}$	47	BMW
27-229-0 †	406 407 408 418 443 444	Volkswagen	27-295-P $\frac{1}{\circ}$	47	BMW
			27-304-F $\frac{1}{\circ}$	47	BMW
			27-310-F $\frac{1}{\circ}$	407 423 424 443 444	Volkswagen
			27-311-0 $\frac{1}{\circ}$	407 423 424 443 444	Volkswagen
			27-316-0 $\frac{\circ}{\circ}$	423	Volkswagen
			27-317-1 $\frac{\circ}{\circ}$	456 457 458 459	Volvo
			27-321-0 $\frac{\circ}{\circ}$	74	Citroen
			27-323-0 †	114 115 116 137	Ford
			27-323-F †	114 115 116 117 137 138	Ford
			27-332-0 $\frac{1}{\circ}$	409 410 411 412 419 446 447 448	Volkswagen
			27-336-F $\frac{1}{\circ}$	49	BMW
			27-363-0 $\frac{\circ}{\circ}$	451 452 453	Volkswagen
			27-365-1 $\frac{\circ}{\circ}$	451 452 453	Volkswagen
			27-367-0 †	92	Fiat
			27-373-0 †	92	Fiat
			27-375-0 †	92	Fiat
			27-379-0 $\frac{\circ}{\circ}$	139 140 141	Ford
			27-379-F $\frac{\circ}{\circ}$	139 140 141	Ford
			27-380-0 $\frac{1}{\dagger}$	459 460	Volvo
			27-401-0 $\frac{1}{\circ}$	242 243 399 400	Opel Vauxhall
			27-401-F $\frac{1}{\circ}$	242 243 253 399 400 401	Opel Vauxhall
			27-408-0 $\frac{\circ}{\circ}$	146 147	Ford

Part number list / List arithmétique / Lista numérica

Article No. No. de Référence Referencia	Page page Nº Página	Manufacturer Marque Ref. Constructor	Article No. No. de Référence Referencia	Page page Nº Página	Manufacturer Marque Ref. Constructor
27-410-0	460 461 462 463 464 465	Volvo	27-528-F	406 410 411 412 446 447 448	Volkswagen
27-410-P	460 461 462 463 464 465 466 467	Volvo	27-532-0	451 452 453	Volkswagen
27-412-0	22 407 437 438	Audi Volkswagen	27-533-1	451 452 453	Volkswagen
27-412-F	22 407 437 438	Audi Volkswagen	27-538-9	148 87 106	FSO Fiat
27-415-F	331 332 333 409 410 411 412 414 419 420 443 446 447 448	Seat Volkswagen	27-542-D	103	Fiat
27-415-P	331 332 333 409 410 411 412 414 419 420 443 446 447 448	Seat Volkswagen	27-542-P	102 103 104	Fiat
27-421-0	146 147	Ford	27-544-B	3 8 9	Alfa Romeo
27-427-F	456 457 458 459	Volvo	27-545-A	3 8 9	Alfa Romeo
27-427-P	456 457 458 459	Volvo	27-545-P	3 8 9	Alfa Romeo
27-440-0	241 251 252 292 392 403	Opel Ranger Vauxhall	27-551-1	451 453	Volkswagen
27-444-0	161 186 241 251 252 292	Isuzu Mazda Opel Ranger	27-553-0	114 115 116 137	Ford
27-445-1	113	Ford	27-553-F	114 115 116 117 137 138	Ford
27-446-F	11 12 13 14 15	Audi	27-565-2	168 170	Lancia
27-446-P	11 12 13	Audi	27-565-F	168 170	Lancia
27-447-9	467 468	Volvo	27-569-0	301	Renault
27-448-9	177 467 468	Mazda Volvo	27-580-9	300 301	Renault
27-462-1	148 104 106	FSO Fiat	27-589-1	244 399	Opel Vauxhall
27-464-0	421	Volkswagen	27-590-0	244	Opel
27-465-F	13 14 15	Audi	27-591-9	161 244 399	Isuzu Opel Vauxhall
27-465-P	13 14 15	Audi	27-593-9	104 105 334	Fiat Seat
27-467-0	409 410 419 420 443	Volkswagen	27-603-0	93 94 173 174 175	Fiat Lancia
27-467-F	409 419	Volkswagen	27-603-A	93 94 173 174 175	Fiat Lancia
27-478-0	95 96 97 330	Fiat Seat	27-617-0	125 126	Ford
27-478-F	95 96 97 330	Fiat Seat	27-617-F	125 126	Ford
27-487-0	424	Volkswagen	27-621-0	126	Ford
27-512-9	105	Fiat	27-623-0	168 170	Lancia
27-513-0	274	Peugeot	27-623-F	168 170	Lancia
27-520-3	105	Fiat	27-624-0	168 170	Lancia
27-523-0	69	BMW	27-624-F	168 170	Lancia
			27-625-0	325 328 330	Seat
			27-625-F	325 328 330	Seat
			27-629-0	146 147	Ford
			27-641-0	37 167	Autobianchi Lancia
			27-651-0	113 114	Ford
			27-679-0	125	Ford
			27-683-0	242 243 399 400	Opel Vauxhall
			27-683-F	242 243 253 399 400 401	Opel Vauxhall
			27-715-0	420 421	Volkswagen
			27-720-9	420 421 448 450 451	Volkswagen
			27-746-F	354 371 372	Toyota

Part number list / List arithmétique / Lista numérica

Article No. No. de Référence Referencia	Page page N° Página	Manufacturer Marque Ref. Constructor	Article No. No. de Référence Referencia	Page page N° Página	Manufacturer Marque Ref. Constructor
27-747-0	73 80 81	Citroen	27-849-0	22	Audi
27-758-9	456	Volvo		407 437 438	Volkswagen
27-759-9	456	Volvo	27-849-F	22	Audi
27-765-0	421	Volkswagen		407 437 438	Volkswagen
27-766-9	145	Ford	27-853-1	113 132 145	Ford
	159	Hyundai		159	Hyundai
27-767-0	451 453	Volkswagen	27-854-1	113 132	Ford
27-770-4	39	BMW	27-855-0	32	Audi
27-770-F	39	BMW		406 422	Volkswagen
27-780-9	420 421	Volkswagen	27-857-1	303 304	Renault
27-781-0	349 350	Talbot	27-865-0	261 262 263	Peugeot
27-782-0	349 350	Talbot		265 266 268	
	385	Toyota		269 270 271	
				272 273	
27-785-0	409 419	Volkswagen	27-870-0	324 325 328	Seat
27-791-0	73 80 81	Citroen		330	
27-792-9	38	BEDFORD	27-880-F	25 26 29	Audi
	161	Isuzu		30	
	236 248	Opel	27-882-0	424 425 426	Volkswagen
	394	Vauxhall		427 428 429	
27-794-9	236 248 251	Opel		430 431 432	
	394	Vauxhall		433 434 435	
27-795-0	208	Mercedes Benz	27-891-F	290	Porsche
27-796-0	207 208 209	Mercedes Benz		421	Volkswagen
	210		27-899-0	335 336	Skoda
27-797-0	207 208	Mercedes Benz	27-899-F	335 336	Skoda
27-799-6	39	BMW	27-909-0	125 126	Ford
27-810-0	27 28	Audi	27-909-F	125 126	Ford
27-810-F	27 28 29	Audi	27-912-0	318 319	Saab
27-810-P	27 28 29	Audi	27-935-0	96 97	Fiat
27-811-F	27 28 29	Audi		330	Seat
27-814-F	241	Opel	27-938-3	105	Fiat
	392	Vauxhall	27-946-0	84	Daihatsu
27-815-1	38	BEDFORD	27-956-5	384	Toyota
	244 247	Opel	27-959-5	159	Hyundai
	388 390	Vauxhall		211 213	Mitsubishi
27-815-F	38	BEDFORD	27-961-2	93 94	Fiat
	244 247	Opel		329 330 331	Seat
	388 390	Vauxhall	27-961-6	93 94	Fiat
27-817-F	254 255 256	Opel		329 330 331	Seat
	397 398	Vauxhall	27-961-F	93 94	Fiat
27-822-B	1 2 3	Alfa Romeo		329 330 331	Seat
27-832-0	407 408 418	Volkswagen	27-974-F	40 41 42	BMW
	443 444			43	
27-833-F	407 408 418	Volkswagen	27-980-0	278 279	Peugeot
	443 444 445		27-981-0	301	Renault
27-833-P	407 408 418	Volkswagen	27-981-F	301	Renault
	443 444 445		27-982-1	424 425 426	Volkswagen
27-837-1	168 170	Lancia		427 428 429	
	319	Saab		430 431 432	
27-837-F	168 170	Lancia		433 434 435	
	319	Saab	27-982-F	424 425 426	Volkswagen
27-838-1	168 170	Lancia		427 428 429	
	319	Saab		430 431 432	
27-838-F	168 170	Lancia		433 434 435	
	319	Saab			



Part number list / List arithmétique / Lista numérica

Article No. No. de Référence Referencia	Page page Nº Página	Manufacturer Marque Ref. Constructor	Article No. No. de Référence Referencia	Page page Nº Página	Manufacturer Marque Ref. Constructor
27-982-P * $\frac{1}{\circ}$	424 425 426 427 428 429 430 431 432 433 434 435	Volkswagen	27-A28-A $\frac{1}{\square}$	127 128 129 130	Ford
27-985-9 $\frac{1}{\circ}$	301 303	Renault	27-A29-0 $\frac{1}{\circ}$	127 128 129 130	Ford
27-988-5 $\frac{1}{\square}$	221 222	Nissan	27-A29-A $\frac{1}{\circ}$	127 128 129 130	Ford
27-989-5 $\frac{1}{\square}$	182	Mazda	27-A29-P * $\frac{1}{\circ}$	127 128 129	Ford
27-997-0 $\frac{1}{\square}$	264	Peugeot	27-A30-0 $\frac{1}{\square}$	301	Renault
27-A01-0 $\frac{1}{\square}$	151 157 316	Honda Rover	27-A30-F $\frac{1}{\square}$	301	Renault
27-A02-0 $\frac{1}{\square}$	151 157 316	Honda Rover	27-A31-0 $\frac{1}{\square}$	219 220	Nissan
27-A03-0 $\frac{1}{\square}$	151 157 316	Honda Rover	27-A32-0 $\frac{1}{\circ}$	211 213 214 291	Mitsubishi Proton
27-A04-A $\frac{1}{\square}$	151 152 155 156 314	Honda Rover	27-A33-A $\frac{1}{\square}$	372 373 374	Toyota
27-A05-A $\frac{1}{\square}$	151 152 155 156 314	Honda Rover	27-A34-A $\frac{1}{\circ}$	149 150	Honda
27-A06-A $\frac{1}{\circ}$	151 152 154 155 156 314	Honda Rover	27-A35-0 $\frac{1}{\circ}$	212 213 216	Mitsubishi
27-A08-0 $\frac{1}{\circ}$	223	Nissan	27-A36-0 $\frac{1}{\square}$	84	Daihatsu
27-A08-A $\frac{1}{\circ}$	223	Nissan	27-A36-A $\frac{1}{\square}$	84	Daihatsu
27-A09-0 $\frac{1}{\square}$	224 227	Nissan	27-A37-0 $\frac{1}{\square}$	84	Daihatsu
27-A11-A $\frac{1}{\circ}$	222 226 227	Nissan	27-A37-A $\frac{1}{\square}$	84	Daihatsu
27-A12-0 $\frac{1}{\square}$	222 224 226 227	Nissan	27-A38-A $\frac{1}{\circ}$	223	Nissan
27-A13-0 $\frac{1}{\square}$	222 224 226 227	Nissan	27-A39-A $\frac{1}{\square}$	149 150 156	Honda
27-A14-A $\frac{1}{\square}$	384	Toyota	27-A40-A $\frac{1}{\square}$	149 150 156	Honda
27-A15-A $\frac{1}{\circ}$	384	Toyota	27-A41-0 $\frac{1}{\square}$	37 317	Austin Rover
27-A16-0 $\frac{1}{\square}$	385	Toyota	27-A42-0 $\frac{1}{\circ}$	37 317	Austin Rover
27-A17-A $\frac{1}{\square}$	385	Toyota	27-A43-0 $\frac{1}{\circ}$	37 317	Austin Rover
27-A18-A $\frac{1}{\square}$	385	Toyota	27-A44-0 $\frac{1}{\circ}$	206	Mercedes Benz
27-A19-0 $\frac{1}{\circ}$	302 303	Renault	27-A45-0 $\frac{1}{\circ}$	206	Mercedes Benz
27-A21-0 $\frac{1}{\square}$	227	Nissan	27-A46-0 $\frac{1}{\circ}$	206	Mercedes Benz
27-A22-0 $\frac{1}{\square}$	222 227 228 229	Nissan	27-A47-0 $\frac{1}{\circ}$	206	Mercedes Benz
27-A22-A $\frac{1}{\square}$	222 227 228 229	Nissan	27-A48-0 $\frac{1}{\square}$	335	Skoda
27-A23-0 $\frac{1}{\square}$	222 227 228 229	Nissan	27-A48-F $\frac{1}{\square}$	335	Skoda
27-A23-A $\frac{1}{\square}$	222 227 228 229	Nissan	27-A50-0 $\frac{1}{\square}$	173 174 175	Lancia
27-A24-0 $\frac{1}{\square}$	222 227 228 229	Nissan	27-A50-A $\frac{1}{\square}$	173 174 175	Lancia
27-A24-A $\frac{1}{\square}$	222 227 228 229	Nissan	27-A51-0 $\frac{1}{\square}$	173 174 175	Lancia
27-A25-0 $\frac{1}{\square}$	222 227 228 229	Nissan	27-A51-A $\frac{1}{\square}$	173 174 175	Lancia
27-A25-A $\frac{1}{\square}$	222 227 228 229	Nissan	27-A52-0 $\frac{1}{\square}$	127 128 129 130	Ford
27-A28-0 $\frac{1}{\square}$	127 128 129 130	Ford	27-A52-A $\frac{1}{\square}$	127 128 129 130	Ford
			27-A53-0 $\frac{1}{\circ}$	117 118 119 120 138 139	Ford
			27-A53-A $\frac{1}{\circ}$	117 118 119 120 121 138 139	Ford
			27-A54-0 $\frac{1}{\square}$	293	Renault
			27-A54-F $\frac{1}{\square}$	293	Renault
			27-A55-0 $\frac{1}{\square}$	293 294	Renault
			27-A55-F $\frac{1}{\square}$	293 294	Renault
			27-A56-F $\frac{1}{\square}$	295	Renault
			27-A57-0 $\frac{1}{\square}$	329 331	Seat
			27-A57-F $\frac{1}{\square}$	329 331	Seat

Part number list / List arithmétique / Lista numérica

Article No. No. de Référence Referencia	Page page N° Página	Manufacturer Marque Ref. Constructor	Article No. No. de Référence Referencia	Page page N° Página	Manufacturer Marque Ref. Constructor
27-A58-0	322 323 326 327 331 332 409 410 411 413 419 420 446 447 448	Seat  Volkswagen	27-A82-A	225	Nissan
27-A58-F	322 323 324 326 327 331 332 333 409 410 411 413 419 420 446 447 448	Seat  Volkswagen	27-A83-A	225	Nissan
27-A59-A	118 119 121	Ford	27-A84-A	225	Nissan
27-A60-0	468	Zastava	27-A86-0	223	Nissan
27-A61-0	324 325 326 328	Seat	27-A86-A	223	Nissan
27-A61-F	324 325 326 328	Seat	27-A87-A	385	Toyota
27-A62-0	280 281	Peugeot	27-A88-A	174 175	Lancia
27-A62-F	280 281	Peugeot	27-A91-0	88	Fiat
27-A63-A	300	Renault	27-A91-F	88	Fiat
27-A64-0	300	Renault	27-A92-0	223	Nissan
27-A64-A	300	Renault	27-A92-A	223	Nissan
27-A65-0	104	Fiat	27-A93-0	207	Mercedes Benz
27-A66-0	76 77 78 79 80 269	Citroen  Peugeot	27-A94-0	207	Mercedes Benz
27-A66-F	76 77 78 79 80 269	Citroen  Peugeot	27-B02-F	126	Ford
27-A67-0	78 79 80	Citroen	27-B03-F	126	Ford
27-A67-F	78 79 80 269 270	Citroen Peugeot	27-B05-F	319	Saab
27-A70-0	73 75 260 261	Citroen Peugeot	27-B06-F	319	Saab
27-A70-F	73 75 260 261	Citroen Peugeot	27-B07-0	438 442	Volkswagen
27-A71-0	75 261	Citroen Peugeot	27-B07-F	438 442	Volkswagen
27-A71-F	75 261	Citroen Peugeot	27-B10-0	94 95	Fiat
27-A74-0	223	Nissan	27-B10-F	94 95	Fiat
27-A74-A	223	Nissan	27-B11-A	126 128 129	Ford
27-A75-0	223	Nissan	27-B12-F	114 115 116 137	Ford
27-A75-A	223	Nissan	27-B16-0	37 317	Austin Rover
27-A76-0	229 230 231 232 233	Nissan	27-B17-F	256 257 258 401 402 403	Opel Vauxhall
27-A76-A	229 230 231 232 233	Nissan	27-B18-F	301	Renault
27-A77-0	229 230 231 232 233	Nissan	27-B20-F	293 294 295	Renault
27-A77-A	229 230 231 232 233	Nissan	27-B21-0	322 323 324 326 327 438 439 440 441	Seat  Volkswagen
27-A78-A	232	Nissan	27-B21-F	322 323 324 326 327 438 439 440 441	Seat  Volkswagen
27-A79-A	232	Nissan	27-B22-F	323 327	Seat
27-A80-A	233 234	Nissan	27-B23-0	127 128 129 130	Ford
27-A81-A	234	Nissan	27-B23-F	127 128 129 130	Ford
			27-B24-0	127 128 130	Ford
			27-B24-F	127 128 130	Ford
			27-B42-A	454 455 465 466	Volvo
			27-B43-0	93 94 173 174	Fiat Lancia
			27-B44-0	84	Daihatsu
			27-B44-A	84	Daihatsu
			27-B45-0	84	Daihatsu
			27-B45-A	84	Daihatsu
			27-B46-F	213	Mitsubishi
			27-B47-F	213	Mitsubishi

Part number list / List arithmétique / Lista numérica

Article No. No. de Référence Referencia	Page page Nº Página	Manufacturer Marque Ref. Constructor	Article No. No. de Référence Referencia	Page page Nº Página	Manufacturer Marque Ref. Constructor
27-B48-0	335	Skoda	27-B97-F	152 153 155 156	Honda
27-B48-F	335	Skoda	27-B98-0	187	Mazda
27-B53-F	372 373 374	Toyota	27-B99-0	217 218	Mitsubishi
27-B54-F	372 373 374	Toyota	27-C01-A	152 154 155	Honda
27-B55-F	215	Mitsubishi	27-C02-A	152 154 155	Honda
27-B56-F	69	BMW	27-C03-A	152 154 155	Honda
27-B57-F	69	BMW	27-C04-F	324 438 439 440 441 442	Seat Volkswagen
27-B62-0	344	Suzuki	27-C05-0	327 406	Seat Volkswagen
27-B63-0	344	Suzuki	27-C05-F	327 406	Seat Volkswagen
27-B64-A	344	Suzuki	27-C06-F	328 333 334 336 337 338 404 405 415 416 417 422	Seat Skoda Volkswagen
27-B65-A	383	Toyota	27-C06-P	328 333 334 336 337 338 404 405 415 416 417	Seat Skoda Volkswagen
27-B66-A	384	Toyota	27-C07-F	322 422	Seat Volkswagen
27-B67-A	383	Toyota	27-C08-F	328 333 334 336 337 338 404 405 415 416 417 422	Seat Skoda Volkswagen
27-B68-A	186 380 381	Mazda Toyota	27-C09-F	338 339 405 417 418	Skoda Volkswagen
27-B69-0	132	Ford	27-C10-0	187 224 378	Mazda Nissan Toyota
27-B69-F	132	Ford	27-C11-F	17 18 19 20 21 435 436 437	Audi Volkswagen
27-B70-0	132	Ford	27-C11-P	17 18 19 20 21 435 436 437	Audi Volkswagen
27-B70-F	132	Ford	27-C12-F	17 18 19 20 21	Audi
27-B71-0	129 130 177	Ford Mazda	27-C13-A	343	Subaru
27-B71-F	129 130 177	Ford Mazda	27-C14-F	10 11	Audi
27-B72-0	129 130 177	Ford Mazda	27-C14-P	10 11	Audi
27-B72-F	129 130 177	Ford Mazda	27-C15-F	10 11	Audi
27-B73-0	129 177	Ford Mazda	27-C16-A	87 88	Fiat
27-B73-F	129 177	Ford Mazda	27-C16-F	87 88	Fiat
27-B75-0	121 122 123	Ford	27-C18-A	175	Lancia
27-B75-F	121 122 123	Ford	27-C19-0	335 336	Skoda
27-B76-0	121 122 124	Ford	27-C19-F	335 336	Skoda
27-B76-F	121 122 124	Ford	27-C20-0	83 344	Daewoo Suzuki
27-B77-0	123 124	Ford	27-C21-0	83 344	Daewoo Suzuki
27-B77-F	121 123 124	Ford	27-C22-F	83 344	Daewoo Suzuki
27-B78-0	125	Ford	27-C23-0	235	Nissan
27-B78-F	125	Ford			
27-B79-0	121 124	Ford			
27-B79-F	121 124	Ford			
27-B81-0	121 122	Ford			
27-B81-F	121 122	Ford			
27-B84-0	122	Ford			
27-B84-F	121 122	Ford			
27-B87-0	125	Ford			
27-B92-F	131 132 322 445	Ford Seat Volkswagen			
27-B94-F	151 152 153 155 156	Honda			
27-B95-F	151 152 153 155 156	Honda			
27-B96-F	152 153 155 156	Honda			

Part number list / List arithmétique / Lista numérica

Article No. No. de Référence Referencia	Page page Nº Página	Manufacturer Marque Ref. Constructor	Article No. No. de Référence Referencia	Page page Nº Página	Manufacturer Marque Ref. Constructor
27-C24-0	235	Nissan	27-C67-A	8	Alfa Romeo
27-C25-0	217 218 225 226 235 379 380 383 386 387	Mitsubishi Nissan Toyota	27-C68-A	8	Alfa Romeo
27-C26-A	158	Hyundai	27-C69-A	169	Lancia
27-C27-A	158	Hyundai	27-C72-A	314	Rover
27-C28-A	158	Hyundai	27-C73-A	315	Rover
27-C29-A	159	Hyundai	27-C74-A	315	Rover
27-C30-A	216	Mitsubishi	27-C75-A	315 316	Rover
27-C31-A	354 355	Toyota	27-C76-0	84	Daihatsu
27-C38-A	300	Renault	27-C77-0	84	Daihatsu
27-C39-F	139	Ford	27-C78-0	84	Daihatsu
27-C40-A	93 94	Fiat	27-C79-0	85	Daihatsu
27-C41-A	44 45 46 47 48 49 50	BMW	27-C80-0	85	Daihatsu
27-C41-F	49 50	BMW	27-C81-0	85	Daihatsu
27-C42-A	50	BMW	27-C82-A	84	Daihatsu
27-C44-A	150 151 315	Honda Rover	27-C83-A	84	Daihatsu
27-C44-F	150 151 315	Honda Rover	27-C84-A	150 151	Honda
27-C45-A	150 151 315	Honda Rover	27-C85-A	150 151	Honda
27-C45-F	150 151 315	Honda Rover	27-C86-0	164 177	Kia Mazda
27-C46-0	265 266 267 268 269 270 270 271 271	Peugeot	27-C87-0	164 177	Kia Mazda
27-C46-F	265 266 267 268 269 270 270 271 271	Peugeot	27-C88-0	164	Kia
27-C47-0	266 267 268 269	Peugeot	27-C89-A	164	Kia
27-C47-F	266 267 268 269	Peugeot	27-C90-A	186	Mazda
27-C49-0	406	Volkswagen	27-C91-A	186	Mazda
27-C50-0	124 125	Ford	27-C92-A	213	Mitsubishi
27-C53-A	177	Mazda	27-C93-0	216 218	Mitsubishi
27-C54-A	177	Mazda	27-C94-0	187 216	Mazda Mitsubishi
27-C55-A	164 177	Kia Mazda	27-C95-0	216 218	Mitsubishi
27-C56-A	164 177	Kia Mazda	27-C96-0	216 218	Mitsubishi
27-C57-A	315 316	Rover	27-C98-0	85 235	Daihatsu Nissan
27-C58-A	315 316	Rover	27-C99-0	235	Nissan
27-C59-A	156	Honda	27-D01-A	343	Subaru
27-C60-A	156	Honda	27-D02-A	343	Subaru
27-C61-A	153 156	Honda	27-D03-A	343	Subaru
27-C62-A	153 156	Honda	27-D04-A	343	Subaru
27-C63-A	383	Toyota	27-D05-A	343	Subaru
27-C64-A	380 386 387	Toyota	27-D06-A	343	Subaru
27-C65-0	224	Nissan	27-D07-A	346 347	Suzuki
27-C66-A	159 211 212 217	Hyundai Mitsubishi	27-D08-A	346 347	Suzuki
			27-D09-A	383 385	Toyota
			27-D10-A	376 377	Toyota
			27-D11-A	376 377	Toyota
			27-D12-A	384	Toyota
			27-D13-A	454	Volvo
			27-D13-F	454	Volvo
			27-D14-F	454	Volvo
			27-D20-0	330 331	Seat
			27-D22-A	77 341	Citroen Subaru
			27-D23-A	341	Subaru
			27-D24-A	341	Subaru

Part number list / List arithmétique / Lista numérica

Article No. No. de Référence Referencia	Page page Nº Página	Manufacturer Marque Ref. Constructor	Article No. No. de Référence Referencia	Page page Nº Página	Manufacturer Marque Ref. Constructor
27-D25-A ㊦	341	Subaru	30-001-0 ㊦	217 380 381 383 387	Mitsubishi Toyota
27-D26-A ㊦	344	Suzuki	30-005-0 ㊦	38 344	BEDFORD Suzuki
27-D27-A ㊦	344	Suzuki	30-006-0 ㊦	242 243 247 248	Opel
27-D28-A ㊦	351	Toyota	30-008-0 ㊦	335 336 339	Skoda
27-D29-A ㊦	351	Toyota	30-009-0 ㊦	335 339	Skoda
27-D30-A ㊦	351	Toyota	30-010-0 ㊦	211 214	Mitsubishi
27-D31-A ㊦	351	Toyota	30-010-A ㊦	211 214	Mitsubishi
27-D32-0	341	Subaru	30-011-A ㊦	38 161 186 187 212 214 215 217 221 226 234 235 370 378 379 380 381 383 385	BEDFORD Isuzu Mazda Mitsubishi Nissan Toyota
27-D33-0	341	Subaru	30-016-0 ㊦	217 379 386	Mitsubishi Toyota
27-D34-A ㊦	153 154	Honda	30-017-0 ㊦	217 218 234 379	Mitsubishi Nissan Toyota
27-D35-A ㊦	153 154	Honda	30-018-0 ㊦	217	Mitsubishi
27-D36-A ㊦	219	Nissan	30-019-0 ㊦	213	Mitsubishi
27-D37-A ㊦	225	Nissan	30-022-A ㊦	220 221	Nissan
27-D38-A ㊦	225	Nissan	30-023-A ㊦	354 368 369 371 372	Toyota
27-D39-A ㊦	157	Honda	30-024-A ㊦	352	Toyota
27-D40-A ㊦	157	Honda	30-025-A ㊦	352	Toyota
27-D41-A ㊦	385	Toyota	30-027-A ㊦	223	Nissan
27-D42-A ㊦	380 381	Toyota	30-028-A ㊦	369	Toyota
27-D43-A ㊦	380 381	Toyota	30-029-A ㊦	177	Mazda
27-D44-0 ㊦	380 381	Toyota	30-030-A ㊦	177	Mazda
27-D45-0 ㊦	380 381	Toyota	30-031-A ㊦	186	Mazda
27-D46-A ㊦	85	Daihatsu	30-032-A ㊦	315 316	Rover
27-D52-A ㊦	318	Saab	30-035-A ㊦	183 184	Mazda
27-D53-A ㊦	318	Saab	30-036-A ㊦	211 213 214	Mitsubishi
27-D54-0 ㊦	97 98	Fiat	30-038-A ㊦	315 316	Rover
27-D54-F ㊦	97 98	Fiat	30-039-A ㊦	211 214	Mitsubishi
27-D55-A ㊦	240	Opel	30-040-0 ㊦	179 180 181	Mazda
27-D55-F ㊦	240	Opel	30-040-A ㊦	179 180 181	Mazda
27-D56-A ㊦	239 240 392	Opel Vauxhall	30-041-0 ㊦	179 180 181	Mazda
27-D56-F ㊦	239 240 392	Opel Vauxhall	30-041-A ㊦	179 180 181	Mazda
27-D60-A ㊦	346	Suzuki	30-042-0 ㊦	179 180 181	Mazda
27-D61-A ㊦	346	Suzuki	30-042-A ㊦	179 180 181	Mazda
27-D62-A ㊦	158	Hyundai	30-043-0 ㊦	179 180 181	Mazda
27-D63-A ㊦	158	Hyundai	30-043-A ㊦	179 180 181	Mazda
27-D64-A ㊦	348	Suzuki	30-046-A ㊦	212 213	Mitsubishi
27-D65-A ㊦	348	Suzuki	30-047-A ㊦	348	Suzuki
27-D66-A ㊦	348	Suzuki	30-048-A ㊦	348	Suzuki
27-D67-A ㊦	382	Toyota	30-050-A ㊦	156	Honda
27-D68-0 ㊦	158	Hyundai			
27-D72-A ㊦	130	Ford			
27-D72-F ㊦	130	Ford			
27-D74-F ㊦	139	Ford			
27-D84-A ㊦	95	Fiat			
27-D84-F ㊦	95	Fiat			
27-D85-A ㊦	131	Ford			
27-D85-F ㊦	131	Ford			
27-D86-A ㊦	258	Opel			
27-D86-F ㊦	258	Opel			
27-D89-A ㊦	219	Nissan			
27-D99-A ㊦	16	Audi			
27-E01-A ㊦	16	Audi			

Part number list / List arithmétique / Lista numérica

Article No. No. de Référence Referencia	Page page N° Página	Manufacturer Marque Ref. Constructor	Article No. No. de Référence Referencia	Page page N° Página	Manufacturer Marque Ref. Constructor
30-053-A 大	156	Honda	30-A27-A ㊦	223	Nissan
30-054-A 〇	152 154 155	Honda	30-A29-A 卩	224	Nissan
30-057-A 〇	151 152 153 155 156	Honda	30-A34-A 大	156 157	Honda
30-059-A 〇	152 153 155 156	Honda	30-A35-A ㊦	186	Mazda
30-060-A ㊦	345 346 347	Suzuki	30-A39-A 〇	386	Toyota
30-064-A 〇	152 154 155	Honda	30-A41-A 〇	161	Isuzu
30-065-A 大	152 154 155	Honda	30-A42-A 〇	380 386	Toyota
30-067-A 大	153 154 155 314 315 316 317	Honda Rover	30-A43-A 卩	384	Toyota
30-068-A ㊦	186	Mazda	30-A45-A 〇	380 386 387	Toyota
30-069-A 〇	161 186 241	Isuzu Mazda Opel	30-A46-A 〇	380 386 387	Toyota
30-070-A 〇	380 381 386 446	Toyota Volkswagen	30-A52-A 〇	216	Mitsubishi
30-072-A 〇	380 381 446	Toyota Volkswagen	30-A53-A 〇	213	Mitsubishi
30-073-A 〇	381 446	Toyota Volkswagen	30-A54-A ㊦	159	Hyundai
30-074-A 〇	344 348	Suzuki	30-A57-0 ㊦	97	Fiat
30-075-A 〇	145 380 381 446	Ford Toyota Volkswagen	30-A57-F ㊦	97	Fiat
30-077-A 〇	224 379 380 386	Nissan Toyota	30-A58-0 ㊦	78	Citroen
30-078-A 〇	381 446	Toyota Volkswagen	30-A58-F ㊦	78	Citroen
30-079-A 〇	213	Mitsubishi	30-A59-0 ㊦	78	Citroen
30-A01-0 卩	383 387	Toyota	30-A59-F ㊦	78	Citroen
30-A03-A 〇	159	Hyundai	30-A60-0 〇	165	LADA
30-A05-0 〇	217 234 235	Mitsubishi Nissan	30-A74-A 〇	93 98	Fiat
30-A06-0 〇	383 387	Toyota	30-A75-A ㊦	95	Fiat
30-A07-0 卩	217	Mitsubishi	30-A75-F ㊦	95	Fiat
30-A08-0 ㊦	379	Toyota	30-A97-A ㊦	263 264	Peugeot
30-A09-0 〇	234 235	Nissan	30-A98-A ㊦	263 264	Peugeot
30-A12-A 大	150 151	Honda	31-009-A 〇	452 453	Volkswagen
30-A16-A ㊦	155 314 315 316 317	Honda Rover	31-009-B 卩	452 453	Volkswagen
30-A17-A ㊦	155 314 315 316 317	Honda Rover	32-012-0 ㊦	177	Mazda
30-A18-A ㊦	216	Mitsubishi	32-013-0 ㊦	177	Mazda
30-A19-A 卩	159	Hyundai	32-025-0 〇	66 70 71	BMW
30-A20-A 〇	158	Hyundai	32-036-A ㊦	2	Alfa Romeo
30-A21-A 〇	211 212 214 215 291 292	Mitsubishi Proton	32-037-A ㊦	2	Alfa Romeo
30-A23-A 〇	159	Hyundai	32-039-A ㊦	44	BMW
30-A24-A ㊦	212 216 217	Mitsubishi	32-040-A ㊦	44	BMW
30-A25-A ㊦	159	Hyundai	32-045-0 〇	278 279 280 350	Peugeot Talbot
30-A26-A ㊦	223	Nissan	32-045-F 〇	278 279 280 350	Peugeot Talbot
			32-053-0 〇	50 51 52 53 64 65 66	BMW
			32-053-F 〇	50 51 52 53 64 65 66	BMW
			32-054-5 〇	289	Porsche
			32-057-5 卩	289	Porsche
			32-058-A 卩	56 57 58 60 61 62	BMW
			32-076-0 卩	66 67	BMW
			32-095-1 卩	303 304	Renault
			32-100-A ㊦	2 3	Alfa Romeo
			32-101-A ㊦	2 3	Alfa Romeo
			32-102-A ㊦	2	Alfa Romeo
			32-103-A ㊦	2	Alfa Romeo

Part number list / List arithmétique / Lista numérica

Article No. No. de Référence Referencia	Page page N° Página	Manufacturer Marque Ref. Constructor	Article No. No. de Référence Referencia	Page page N° Página	Manufacturer Marque Ref. Constructor
32-104-K ☉	87 88 98 99 100 101 102 167	Fiat  Lancia	32-208-A †	66 67	BMW
32-104-P ☼☉	87 88 98 99 100 101 102 167 168	Fiat  Lancia	32-223-A ☉†	1 8 222	Alfa Romeo Nissan
32-109-5 ☉	222	Nissan	32-224-A ☉†	1 8 222	Alfa Romeo Nissan
32-110-A ☉	169	Lancia	32-227-F ☉†	44	BMW
32-115-F ☉	16 17 21 35 36	Audi	32-228-F ☉†	44	BMW
32-117-0 ☉	302 303	Renault	32-250-F ☉	288 289	Porsche
32-117-F ☉	302 303	Renault	32-251-0 ☉	451 453	Volkswagen
32-118-0 †	236 394 395	Opel Vauxhall	32-277-A †	96	Fiat
32-118-F ▲†	236 394 395	Opel Vauxhall	32-278-F ▲†	39	BMW
32-124-0 ☉	31 32 33 34 35 36	Audi	32-279-F ☉	53 54 55 64 65 66	BMW
32-126-0 †	312	Renault	32-295-A †	100 101 102 167 168	Fiat Lancia
32-126-F †	312	Renault	32-295-D †	98 99 101 102 167 168 169	Fiat Lancia
32-135-1 †	460 461 462 463 464 465	Volvo	32-295-P ☼†	98 99 100 101 102 167 168	Fiat Lancia
32-135-F †	460 461 462 463 464 465 466 467	Volvo	32-301-F †	25 26 27 30	Audi
32-135-P ☼†	460 461 462 463 464 465 466 467	Volvo	32-308-0 ☉†	249 250 253 393 394 401	Opel Vauxhall
32-138-0 †	142 143	Ford	32-309-0 ☉†	249 250 253 393 394 401	Opel Vauxhall
32-138-F †	142 143	Ford	32-313-0 †	306 307 308 309 310	Renault
32-139-0 †	260	Peugeot	32-313-F †	306 307 308 309 310	Renault
32-142-0 ☉	81 260 349	Citroen Peugeot Talbot	32-326-0 ☉	50 51 52 53 70 71	BMW
32-161-F ☉†	299 300	Renault	32-327-4 †	456 457 458 459	Volvo
32-162-F ☉†	299 300	Renault	32-327-F †	456 457 458 459	Volvo
32-166-C ☉	289	Porsche	32-327-P ☼†	456 457 458 459	Volvo
32-180-0 ☉	453	Volkswagen	32-328-0 †	81 260 303	Citroen Peugeot Renault
32-181-0 ☉	453	Volkswagen	32-330-A ☉	67 68	BMW
32-189-A ☉†	44 45 47 48	BMW	32-336-F †	288 289	Porsche
32-189-P †	44 45 47 48	BMW	32-343-0 ☉	278	Peugeot
32-190-A ☉†	44 45 47 48	BMW	32-351-0 ▲†	52 53	BMW
32-190-P †	44 45 47 48	BMW	32-361-0 ☉	74	Citroen
32-191-0 ☉	451 453	Volkswagen	32-365-1 ☉	290	Porsche
32-201-0 †	50 51 52 53 64 65 69 70 71	BMW	32-366-1 ☉	290	Porsche
32-204-0 ☉†	177	Mazda	32-383-A †	42 43	BMW
32-205-0 ☉†	177	Mazda	32-388-F †	288 289	Porsche
32-206-A ☉	66 67	BMW	32-389-4 †	82 303	Dacia Renault
			32-390-4 †	82 303	Dacia Renault
			32-392-0 ☉	145 146	Ford

Part number list / List arithmétique / Lista numérica

Article No. No. de Référence Referencia	Page page N° Página	Manufacturer Marque Ref. Constructor	Article No. No. de Référence Referencia	Page page N° Página	Manufacturer Marque Ref. Constructor
32-393-0	145 146	Ford	32-522-A	101 169	Fiat Lancia
32-395-0	145 146	Ford	32-530-0	413 414	Volkswagen
32-402-1	16 30 31 32 33 34 35 36	Audi	32-530-F	413 414	Volkswagen
32-402-F	16 17 21 30 31 32 33 34 35 36	Audi	32-530-P	413 414	Volkswagen
32-402-P	16 31 32 33 34 35 36	Audi	32-549-0	82 107 108 285 286	Citroen Fiat Peugeot
32-409-0	248 252 401	Opel Vauxhall	32-550-0	108	Fiat
32-412-F	249 250 253 393 394 401	Opel Vauxhall	32-551-0	106 107 108	Fiat
32-423-F	12 13 14 15	Audi	32-553-1	308 309 310 311	Renault
32-427-B	290	Porsche	32-554-1	308 309 310 311	Renault
32-428-B	290	Porsche	32-557-F	44 45 47 48	BMW
32-434-B	9	Alfa Romeo	32-558-F	44 45 47 48	BMW
32-443-F	299 300	Renault	32-560-0	316	Rover
32-468-A	67	BMW	32-568-1	91 172 173	Fiat Lancia
32-472-0	27 28 29 30	Audi	32-569-A	89 90 91 170 171 172 173	Fiat Lancia
32-472-F	25 26 27 28 29 30	Audi	32-569-P	89 90 91 170 171 172 173	Fiat Lancia
32-472-P	22 23 24 25 27 28 29 30 36 37	Audi	32-570-0	89 91 170 171 172	Fiat Lancia
32-475-B	7	Alfa Romeo	32-571-A	89 90 91 170 171 172	Fiat Lancia
32-476-A	5 6 99	Alfa Romeo Fiat	32-571-P	89 90 91 170 171 172	Fiat Lancia
32-476-B	6 168	Alfa Romeo Lancia	32-574-0	249 250 393 394	Opel Vauxhall
32-477-B	9	Alfa Romeo	32-578-1	38 83 244 245 246 247 248 388 389 390	BEDFORD Daewoo Opel Vauxhall
32-490-1	449 450	Volkswagen	32-589-0	305 306	Renault
32-491-0	449 450	Volkswagen	32-592-0	89 90 91 170 171 172 173	Fiat Lancia
32-492-0	264 265	Peugeot	32-597-0	253 254 255 395 396 397 398 399	Opel Vauxhall
32-495-0	142 143 144	Ford	32-597-F	241 253 254 255 256 392 395 396 397 398 399	Opel Vauxhall
32-495-F	142 143 144	Ford	32-598-A	169	Lancia
32-505-F	16 17 32 33 34 35 36	Audi	32-616-0	176	Land Rover
32-509-B	4 5 6	Alfa Romeo	32-617-0	176	Land Rover
32-509-E	4 5	Alfa Romeo	32-622-0	165 166	LADA
32-511-0	139 140 141	Ford	32-630-0	449 450	Volkswagen
32-511-A	169	Lancia			
32-512-C	2 3	Alfa Romeo			
32-512-E	2 3	Alfa Romeo			
32-513-C	2 3	Alfa Romeo			
32-513-E	2 3	Alfa Romeo			
32-519-A	2	Alfa Romeo			
32-520-A	2	Alfa Romeo			



Part number list / List arithmétique / Lista numérica

Article No. No. de Référence Referencia	Page page Nº Página	Manufacturer Marque Ref. Constructor	Article No. No. de Référence Referencia	Page page Nº Página	Manufacturer Marque Ref. Constructor
32-641-0	74 76 261 262 263 271 272 273	Citroen Peugeot	32-783-0	30 31 35 218	Audi MOSKVICH
32-641-F	74 76 261 262 263 271 272 273	Citroen Peugeot	32-801-0	38	BEDFORD
32-646-A	263 264	Peugeot	32-802-0	38	BEDFORD
32-650-F	56 57 58 59 60 61 62	BMW	32-803-0	241 242 248 252 401	Opel Vauxhall
32-650-P	56 57 58 59 60 61 62	BMW	32-803-F	241 242 248 252 392 401 403	Opel Vauxhall
32-656-0	89 90 91 170 171 172 173	Fiat Lancia	32-804-0	236 237 394 395	Opel Vauxhall
32-657-A	6 99	Alfa Romeo Fiat	32-804-F	236 237 394 395	Opel Vauxhall
32-658-5	384	Toyota	32-805-A	88	Fiat
32-661-H	6	Alfa Romeo	32-810-0	424 425 426 427 428 429 430 431 432 433 434 435	Volkswagen
32-661-K	6	Alfa Romeo	32-810-F	424 425 426 427 428 429 430 431 432 433 434 435	Volkswagen
32-676-F	353 367 368 370 378	Toyota	32-810-P	424 425 426 428 429 430 431 433 434 435	Volkswagen
32-679-0	301 302	Renault	32-811-A	1	Alfa Romeo
32-682-A	89 90 91 170 171 172 173	Fiat Lancia	32-812-A	1	Alfa Romeo
32-682-B	173	Lancia	32-833-0	53 54 55	BMW
32-682-P	89 90 91 170 171 172 173	Fiat Lancia	32-833-F	53 54 55	BMW
32-683-0	449 450	Volkswagen	32-836-0	53 54 55 64 65 66	BMW
32-692-1	16 33 34 35	Audi	32-839-F	53 54 55 64 65 66	BMW
32-692-F	16 33 34 35	Audi	32-845-0	304	Renault
32-692-P	16 33 34 35	Audi	32-846-0	22 23 24 25 36 37 406 407 422 423 424 443 444	Audi Volkswagen
32-693-F	16 33 34 35	Audi	32-846-F	22 23 24 25 29 36 37 406 407 422 423 424 443 444	Audi Volkswagen
32-703-A	7	Alfa Romeo	32-859-F	31 32 33 34 35 36	Audi
32-705-0	113	Ford	32-859-P	31 32 33 34 35 36	Audi
32-720-F	39 40 41 42 43 68	BMW	32-866-0	81 106 107 108 285 286	Citroen Fiat Peugeot
32-721-0	413 414	Volkswagen	32-869-0	166	LADA
32-747-0	295	Renault	32-869-F	166	LADA
32-751-0	295	Renault			
32-753-0	66 67	BMW			
32-759-A	88	Fiat			
32-764-A	88	Fiat			
32-766-0	176	Land Rover			
32-767-0	176	Land Rover			
32-773-0	303	Renault			
32-774-0	264	Peugeot			
32-776-0	76 260	Citroen Peugeot			

Part number list / List arithmétique / Lista numérica

Article No. No. de Référence Referencia	Page page Nº Página	Manufacturer Marque Ref. Constructor	Article No. No. de Référence Referencia	Page page Nº Página	Manufacturer Marque Ref. Constructor
32-870-1 ↓	461 462 463 464	Volvo	32-A15-A ○	185 186	Mazda
32-870-F ↓	461 462 463 464	Volvo	32-A16-0 ↓	211 213 214 291	Mitsubishi Proton
32-872-F ↓	84 370 371 372 378	Daihatsu Toyota	32-A17-0 ▲↓	212 216	Mitsubishi
32-873-F ↓	38 83 244 245 246 247 248 388 389 390	BEDFORD Daewoo Opel Vauxhall	32-A18-A ○	212 216	Mitsubishi
32-875-A ⊗	44 47 48	BMW	32-A21-A ↓	351 352	Toyota
32-876-A ⊗	44 47 48	BMW	32-A22-A ⊗	351 352	Toyota
32-882-3 ↓	459 460	Volvo	32-A23-A ⊗	351 352	Toyota
32-891-0 ○	242 251 252 378 379 392	Opel Toyota Vauxhall	32-A26-A ⊗	354	Toyota
32-910-0 ○	449	Volkswagen	32-A27-A ⊗	354	Toyota
32-912-2 ○	53 54 55 64 65 66	BMW	32-A29-F ○	261 262 263 265 266 268 269 270 271 272 273	Peugeot
32-920-F ↓	23 24 25 29 30	Audi	32-A30-0 ↓	264 265 274 275	Peugeot
32-922-5 ⊥	296 303 304	Renault	32-A30-F ↓	264 265 274 275	Peugeot
32-937-0 ○	66 67	BMW	32-A31-F ○	274 275	Peugeot
32-939-0 ↓	51 52 53	BMW	32-A32-0 ○	274 275	Peugeot
32-939-1 ↓	50 51 64 65 66 70 71	BMW	32-A33-0 ↓	304 305 306	Renault
32-939-F ↓	50 51 52 53 64 65 66 70 71	BMW	32-A33-F ↓	304 305 306	Renault
32-945-5 ○	288 289	Porsche	32-A34-0 ○	304 305 306	Renault
32-949-5 ↓	288 289	Porsche	32-A34-F ○	304 305 306	Renault
32-961-F ⊗	44 47 48	BMW	32-A34-P ▲*○	304 305 306	Renault
32-962-F ⊗	44 47 48	BMW	32-A35-0 ○	304 305 306	Renault
32-967-F ↓	40 41 42 43	BMW	32-A35-F ○	304 305 306	Renault
32-970-3 ↓	312	Renault	32-A36-F ⊗	76 262 263 272 273	Citroen Peugeot
32-970-F ↓	312	Renault	32-A37-F ⊗	76 262 263 272 273	Citroen Peugeot
32-979-A ↓	56 57 58	BMW	32-A38-0 ○	262 263 272 273	Peugeot
32-984-A ↓	7	Alfa Romeo	32-A38-F ○	262 263 272 273 274	Peugeot
32-986-0 ↓	146 147	Ford	32-A39-0 ↓	301 302	Renault
32-A01-0 ⊗	149	Honda	32-A40-0 ↓	299	Renault
32-A02-0 ⊗	149	Honda	32-A41-A ↓	223	Nissan
32-A03-0 ⊗	149	Honda	32-A42-A ↓	368 369 373 374	Toyota
32-A04-0 ⊗	149	Honda	32-A43-A ⊗	372 373 374	Toyota
32-A05-0 ⊗	178 179	Mazda	32-A44-A ⊗	372 373 374	Toyota
32-A06-0 ⊗	178 179	Mazda	32-A45-0 ↓	212	Mitsubishi
32-A07-0 ⊗	178	Mazda	32-A46-0 ⊗	219 220	Nissan
32-A08-0 ▲⊗	178	Mazda	32-A47-0 ⊗	219 220	Nissan
32-A09-0 ⊗	182 183	Mazda	32-A48-F ↓	139 140 141	Ford
32-A10-0 ⊗	182 183	Mazda	32-A49-F ↓	274 275	Peugeot
32-A13-0 ⊗	185 186	Mazda	32-A50-0 ⊥	295	Renault
32-A14-0 ⊗	185 186	Mazda	32-A57-A ↓	249 250 393 394	Opel Vauxhall
			32-A58-A ○	76	Citroen
			32-A59-0 ○	286	Peugeot
			32-A60-0 ○	286	Peugeot

Part number list / List arithmétique / Lista numérica

Article No. No. de Référence Referencia	Page page N° Página	Manufacturer Marque Ref. Constructor	Article No. No. de Référence Referencia	Page page N° Página	Manufacturer Marque Ref. Constructor
32-A61-0	265	Peugeot	32-A79-F	79 80 265 266 267 268 269 270 271	Citroen Peugeot
32-A62-0	312	Renault	32-A80-0	79 80 265 266 267 268 269 270 271	Citroen Peugeot
32-A63-0	286	Peugeot	32-A80-F	79 80 265 266 267 268 269 270 271	Citroen Peugeot
32-A64-0	117 118 119 120 125 138 139	Ford	32-A81-0	79	Citroen
32-A64-A	117 118 119 120 121 125 138 139	Ford	32-A81-F	79	Citroen
32-A65-0	280 281	Peugeot	32-A82-0	79	Citroen
32-A65-F	280 281	Peugeot	32-A82-F	79	Citroen
32-A66-0	280 281	Peugeot	32-A84-0	133 134 135 136	Ford
32-A66-F	280 281	Peugeot	32-A84-F	133 134 135 136	Ford
32-A67-F	320 321	Saab	32-A85-0	133 134 135	Ford
32-A68-0	117 118 119 120 125 138	Ford	32-A85-F	133 134 135	Ford
32-A68-A	117 118 119 120 125 138	Ford	32-A86-F	133	Ford
32-A69-F	323 324 327 333 406 410 411 412 413 414 438 439 440 441 442 446 447 448	Seat  Volkswagen	32-A87-0	265 266 267 268	Peugeot
32-A70-0	406 410 424 425 426 427 428 429 430 431 432 433 434 435	Volkswagen	32-A87-F	79 266 267 268 269 270 270 271 271	Citroen Peugeot
32-A70-F	406 410 424 425 426 427 428 429 430 431 432 433 434 435	Volkswagen	32-A88-0	265 266 267 268	Peugeot
32-A71-0	237 238 239 390 391	Opel Vauxhall	32-A88-F	79 266 267 268 269 270 270 271 271	Citroen Peugeot
32-A72-A	237 238 239 390 391	Opel Vauxhall	32-A91-0	219 229 230 231 232 233 234	Nissan
32-A74-0	146 147	Ford	32-A91-A	219 229 230 231 232 233 234	Nissan
32-A75-0	425 426 427 428 429 430 431 432 433 434 435	Volkswagen	32-A92-0	219 229 230 231 232 233 234	Nissan
32-A75-F	425 426 427 428 429 430 431 432 433 434 435	Volkswagen	32-A92-A	219 229 230 231 232 233 234	Nissan
32-A77-0	78 80	Citroen	32-A93-0	219 229 230 231 233	Nissan
32-A77-F	78 80	Citroen	32-A93-A	219 229 230 231 233	Nissan
32-A78-0	78 80	Citroen	32-A94-0	219 229 230 231 233	Nissan
32-A78-F	78 80	Citroen	32-A94-A	219 229 230 231 233	Nissan
32-A79-0	79 80 265 266 267 268 269 270 271	Citroen Peugeot	32-A95-A	219 229 230 231 232 233	Nissan

Part number list / List arithmétique / Lista numérica

Article No. No. de Référence Referencia	Page page Nº Página	Manufacturer Marque Ref. Constructor	Article No. No. de Référence Referencia	Page page Nº Página	Manufacturer Marque Ref. Constructor
32-A96-A	219 229 230 231 232 233	Nissan	32-B64-0	133 134 135	Ford
32-A97-A	232 234	Nissan	32-B64-F	133 134 135	Ford
32-A98-A	232 234	Nissan	32-B65-F	133 135	Ford
32-A99-A	225	Nissan	32-B66-0	322 323 324 326 327 331 332 333 406 410 411 412 413 414 438 439 440 441 442 446 447 448	Seat         Volkswagen
32-B01-A	225	Nissan	32-B66-F	322 323 324 326 327 331 332 333 406 410 411 412 413 414 438 439 440 441 442 446 447 448	Seat         Volkswagen
32-B02-A	225	Nissan	32-B71-0	210 450	Mercedes Benz Volkswagen
32-B03-A	225	Nissan	32-B72-F	256 257 258 401 402 403	Opel Vauxhall
32-B04-A	225	Nissan	32-B73-F	256 257 258 401 402 403	Opel Vauxhall
32-B05-A	356 356 357 362 362 363 364 367	Toyota	32-B74-F	256 257 258 402 403	Opel Vauxhall
32-B06-A	356 356 357 362 362 363 364 367	Toyota	32-B75-F	256 257 258 402 403	Opel Vauxhall
32-B07-A	356 357 357 361 362 363 363 364 364 367	Toyota	32-B76-0	322 327 332 406 422 438 439 440 441 442	Seat Volkswagen
32-B08-A	356 357 357 361 362 363 363 364 364 367	Toyota	32-B76-F	322 327 332 406 422 438 439 440 441 442	Seat Volkswagen
32-B09-A	359 360 361 366 367	Toyota	32-B77-F	94 95 175	Fiat Lancia
32-B10-A	356 357 358 359 360 361 362 363 364 365 366 367	Toyota	32-B79-0	207 208	Mercedes Benz
32-B11-A	356 357 358 359 360 361 362 363 364 365 366 367	Toyota	32-B80-0	207 208 209 210 450	Mercedes Benz  Volkswagen
32-B12-A	374 375 376	Toyota	32-B84-F	44	BMW
32-B13-A	374 375 376	Toyota	32-C01-F	69	BMW
32-B14-A	374 375 376	Toyota	32-C02-F	69	BMW
32-B15-A	374 375 376	Toyota	32-C03-F	69	BMW
32-B16-A	385	Toyota	32-C04-F	69	BMW
32-B17-A	385	Toyota	32-C05-F	136 137	Ford
32-B26-0	88 98	Fiat	32-C06-F	136 137	Ford
32-B26-F	88 98	Fiat	32-C07-F	136 137	Ford
32-B48-F	250 400	Opel Vauxhall	32-C08-F	136 137	Ford
32-B49-F	250 400	Opel Vauxhall	32-C10-0	454 455 465 466	Volvo
32-B49-P	250 400	Opel Vauxhall	32-C11-F	211 214 215 291 292	Mitsubishi Proton
32-B50-F	250 400	Opel Vauxhall			
32-B50-P	250 400	Opel Vauxhall			
32-B53-F	320 321	Saab			
32-B56-F	319	Saab			
32-B57-F	319	Saab			
32-B58-0	460	Volvo			
32-B58-A	460	Volvo			

Part number list / List arithmétique / Lista numérica

Article No. No. de Référence Referencia	Page page Nº Página	Manufacturer Marque Ref. Constructor	Article No. No. de Référence Referencia	Page page Nº Página	Manufacturer Marque Ref. Constructor
32-C12-F	211 214 215 291 292	Mitsubishi Proton	32-C57-A	342 343	Subaru
32-C13-F	212 215 291 292	Mitsubishi Proton	32-C58-A	341 342	Subaru
32-C14-F	212 215 291 292	Mitsubishi Proton	32-C59-A	341 342	Subaru
32-C15-F	215	Mitsubishi	32-C60-A	158 159	Hyundai
32-C16-F	215	Mitsubishi	32-C61-A	158 159	Hyundai
32-C19-F	375 376	Toyota	32-C62-A	158 159	Hyundai
32-C20-F	384	Toyota	32-C63-A	158 159	Hyundai
32-C21-F	384	Toyota	32-C64-A	342	Subaru
32-C23-0	306 307 308 309	Renault	32-C65-A	342	Subaru
32-C23-F	306 307 308 309	Renault	32-C66-A	342	Subaru
32-C25-0	218	MOSKVICH	32-C67-A	342	Subaru
32-C26-0	296 297	Renault	32-C68-A	341 343	Subaru
32-C26-F	296 297	Renault	32-C69-A	341 343	Subaru
32-C27-0	296	Renault	32-C70-A	343	Subaru
32-C27-F	296	Renault	32-C71-A	343	Subaru
32-C28-0	296 297	Renault	32-C72-A	344	Suzuki
32-C28-F	296 297	Renault	32-C73-A	344	Suzuki
32-C29-0	297	Renault	32-C74-A	344	Suzuki
32-C29-P	297	Renault	32-C75-A	344	Suzuki
32-C30-A	84	Daihatsu	32-C76-0	344	Suzuki
32-C31-A	84	Daihatsu	32-C77-0	344	Suzuki
32-C32-A	84	Daihatsu	32-C78-A	370	Toyota
32-C33-A	84	Daihatsu	32-C79-A	370	Toyota
32-C34-A	84	Daihatsu	32-C80-A	384	Toyota
32-C35-A	84	Daihatsu	32-C81-F	131 132 322 445	Ford Seat Volkswagen
32-C36-A	181 182	Mazda	32-C82-0	73 75 260 261	Citroen Peugeot
32-C37-A	181 182	Mazda	32-C82-F	73 75 260 261	Citroen Peugeot
32-C38-A	181 182	Mazda	32-C83-0	74 75 102 175 281 282	Citroen Fiat Lancia Peugeot
32-C39-A	181 182	Mazda	32-C83-F	74 75 102 175 281 282	Citroen Fiat Lancia Peugeot
32-C40-A	181 182	Mazda	32-C84-0	75 97 281 282 283	Citroen Fiat Peugeot
32-C41-A	181 182	Mazda	32-C84-F	75 97 282 283	Citroen Fiat Peugeot
32-C42-A	181 182	Mazda	32-C85-0	74 75 102 175 281 282	Citroen Fiat Lancia Peugeot
32-C43-A	181 182	Mazda	32-C85-F	74 75 102 175 281 282	Citroen Fiat Lancia Peugeot
32-C44-A	182	Mazda	32-C86-0	75 97 282 283	Citroen Fiat Peugeot
32-C45-A	182	Mazda			
32-C46-A	182	Mazda			
32-C47-A	182	Mazda			
32-C48-A	182	Mazda			
32-C49-A	182	Mazda			
32-C50-A	182	Mazda			
32-C51-A	182	Mazda			
32-C52-0	185 186	Mazda			
32-C52-A	185 186	Mazda			
32-C53-0	185 186	Mazda			
32-C53-A	185 186	Mazda			
32-C54-0	185 186	Mazda			
32-C54-A	185 186	Mazda			
32-C55-A	216 217	Mitsubishi			
32-C56-A	342 343	Subaru			

Part number list / List arithmétique / Lista numérica

Article No. No. de Référence Referencia	Page page N° Página	Manufacturer Marque Ref. Constructor	Article No. No. de Référence Referencia	Page page N° Página	Manufacturer Marque Ref. Constructor
32-C86-F	75 97 282 283	Citroen Fiat Peugeot	32-D12-A	354 355 368 369	Toyota
32-C87-0	73 74 76 77 78 283 284	Citroen Peugeot	32-D13-A	354 355 368 369	Toyota
32-C87-F	73 74 76 77 78 283 284	Citroen Peugeot	32-D14-F	17 18 19 436 437	Audi Volkswagen
32-C88-0	73 74 76 77 78 283 284	Citroen Peugeot	32-D15-F	17 18 19 20 21	Audi
32-C88-F	73 74 76 77 78 283 284	Citroen Peugeot	32-D16-F	17 18 19 20 21	Audi
32-C89-0	74 77 78 284	Citroen Peugeot	32-D17-0	182 183	Mazda
32-C89-F	74 77 78 284	Citroen Peugeot	32-D18-F	7	Alfa Romeo
32-C90-0	74 77 78 284	Citroen Peugeot	32-D19-P	21	Audi
32-C90-F	74 77 78 284	Citroen Peugeot	32-D20-P	21 22	Audi
32-C91-0	297 298 299	Renault	32-D21-A	87	Fiat
32-C91-F	297 298 299	Renault	32-D22-A	87	Fiat
32-C92-0	299	Renault	32-D23-A	87 88	Fiat
32-C92-F	299	Renault	32-D23-F	87 88	Fiat
32-C93-0	298 299 300	Renault	32-D25-A	87	Fiat
32-C93-F	298 299 300	Renault	32-D26-A	87	Fiat
32-C94-0	297 298	Renault	32-D28-A	92	Fiat
32-C94-F	297 298	Renault	32-D28-F	92	Fiat
32-C95-0	298	Renault	32-D30-0	82 109 110 111 112 284 285 287	Citroen Fiat Peugeot
32-C95-F	298	Renault	32-D31-0	82 109 110 111 112 284 285	Citroen Fiat Peugeot
32-C96-F	261	Peugeot	32-D32-A	82 109 110 111 112 284 285	Citroen Fiat Peugeot
32-C97-0	73 73 74 74 283 283 284 284	Citroen Peugeot	32-D33-A	82 109 110 111 284 287	Citroen Fiat Peugeot
32-C97-F	73 73 74 74 283 283 284 284	Citroen Peugeot	32-D34-A	109 110 111 112	Fiat
32-D01-F	220 221	Nissan	32-D35-A	82 109 110 284 285	Citroen Fiat Peugeot
32-D02-F	220 221	Nissan	32-D36-A	111 112	Fiat
32-D03-F	220 221	Nissan	32-D37-A	111 112	Fiat
32-D04-F	220 221	Nissan	32-D38-A	169	Lancia
32-D05-F	256 257 258 401 402 403	Opel Vauxhall	32-D39-A	169	Lancia
32-D06-F	256 257 258 401 402 403	Opel Vauxhall	32-D40-A	169	Lancia
32-D07-F	256 257 258 402 403	Opel Vauxhall	32-D41-0	165	LADA
32-D08-F	256 257 258 402 403	Opel Vauxhall	32-D41-F	165	LADA
32-D10-A	368 369	Toyota	32-D42-F	238 239 391	Opel Vauxhall
32-D11-A	368 369	Toyota	32-D45-A	72	Chrysler
			32-D46-A	72	Chrysler
			32-D47-A	352	Toyota
			32-D48-A	158	Hyundai
			32-D49-A	158	Hyundai

Part number list / List arithmétique / Lista numérica

Article No. No. de Référence Referencia	Page page N° Página	Manufacturer Marque Ref. Constructor	Article No. No. de Référence Referencia	Page page N° Página	Manufacturer Marque Ref. Constructor
32-D50-A	158	Hyundai	32-D90-0	275 276 277 278	Peugeot
32-D51-A	158	Hyundai	32-D90-F	275 276 277 278	Peugeot
32-D52-A	158	Hyundai	32-D91-0	275 276 277 278	Peugeot
32-D53-A	158	Hyundai	32-D91-F	275 276 277 278	Peugeot
32-D54-A	159	Hyundai	32-D92-0	276 277 278	Peugeot
32-D55-0	158	Hyundai	32-D92-F	276 277 278	Peugeot
32-D56-0	379 380 386	Toyota	32-D93-0	276 277 278	Peugeot
32-D57-A	183 184	Mazda	32-D93-F	276 277 278	Peugeot
32-D58-A	183 184	Mazda	32-D94-0	275 276 277	Peugeot
32-D59-0	456	Volvo	32-D94-F	275 276 277	Peugeot
32-D62-0	452 453	Volkswagen	32-D95-0	276 277 278	Peugeot
32-D63-A	356 357 361 362 363 364 367 367	Toyota	32-D95-F	276 277 278	Peugeot
32-D64-A	356 357 361 362 363 364 367 367	Toyota	32-D97-0	76 77 78	Citroen
32-D65-A	355 356 357 358 359 360 361 362 363 364 365 366 367	Toyota	32-D97-F	76 77 78	Citroen
32-D66-A	355 356 356 357 357 358 359 359 360 361 362 363 363 364 364 365 366 367	Toyota	32-D99-F	295	Renault
32-D67-A	355 356 357 358 359 360 361 362 363 364 365 366 367	Toyota	32-E01-F	295	Renault
32-D68-A	355 356 357 358 359 360 361 362 363 364 365 366 367	Toyota	32-E02-A	369	Toyota
32-D69-A	258 259 312	Opel Renault	32-E03-A	369	Toyota
32-D71-A	258 259 312	Opel Renault	32-E04-0	380 386 387	Toyota
32-D72-A	259 312	Opel Renault	32-E05-A	93	Fiat
32-D73-0	452 453	Volkswagen	32-E06-A	93	Fiat
32-D78-A	345 346 347	Suzuki	32-E07-A	93	Fiat
32-D79-A	345 346 347	Suzuki	32-E08-A	169	Lancia
32-D82-A	49 50	BMW	32-E09-A	169	Lancia
32-D82-F	49 50	BMW	32-E13-A	169	Lancia
32-D83-A	49 50	BMW	32-E14-0	10 11 328 333 334 336 337 338 339 404 405 415 416 417 418 422	Audi Seat Skoda  Volkswagen
32-D83-F	49 50	BMW	32-E14-F	10 11 328 333 334 336 337 338 339 404 405 415 416 417 418 422	Audi Seat Skoda  Volkswagen
32-D86-A	50	BMW	32-E15-A	92	Fiat
32-D86-F	50	BMW	32-E16-A	92	Fiat
32-D87-A	50	BMW	32-E16-F	92	Fiat
32-D87-F	50	BMW	32-E17-0	298 299 300	Renault
			32-E17-F	298 299 300	Renault
			32-E19-A	84	Daihatsu
			32-E20-A	84	Daihatsu
			32-E21-0	164	Kia
			32-E22-0	164	Kia
			32-E23-0	164	Kia
			32-E24-A	212 215 291 292	Mitsubishi Proton

Part number list / List arithmétique / Lista numérica

Article No. No. de Référence Referencia	Page page Nº Página	Manufacturer Marque Ref. Constructor	Article No. No. de Référence Referencia	Page page Nº Página	Manufacturer Marque Ref. Constructor
32-E25-A	212 215 291 292	Mitsubishi Proton	32-E68-F	295	Renault
32-E26-A	211	Mitsubishi	32-E69-0	295	Renault
32-E27-A	211	Mitsubishi	32-E69-F	295	Renault
32-E28-0	216 218	Mitsubishi	32-E70-0	293 294 295	Renault
32-E29-0	216 218	Mitsubishi	32-E70-F	293 294 295	Renault
32-E30-A	219	Nissan	32-E71-0	293	Renault
32-E31-A	219	Nissan	32-E71-F	293	Renault
32-E32-A	224	Nissan	32-E72-0	294	Renault
32-E33-A	224	Nissan	32-E72-F	294	Renault
32-E34-0	235	Nissan	32-E73-A	454	Volvo
32-E35-0	225 226 235	Nissan	32-E73-F	454	Volvo
32-E36-0	225 226 235	Nissan	32-E74-A	454	Volvo
32-E37-0	225 226	Nissan	32-E74-F	454	Volvo
32-E38-A	291 292	Proton	32-E75-F	454	Volvo
32-E39-A	291 292	Proton	32-E76-F	454	Volvo
32-E40-A	341 345 346 347	Subaru Suzuki	32-E77-A	169	Lancia
32-E41-A	341 345 346 347	Subaru Suzuki	32-E78-0	10 11 333 334	Audi Seat
32-E42-A	341 342	Subaru	32-E78-F	10 11 333 334	Audi Seat
32-E43-A	341 342	Subaru	32-E79-0	424 425 426 427 428 429 430 431 432 433 434 435	Volkswagen
32-E44-A	344 348	Suzuki	32-E80-0	424 425 426 427 428 429 430 431 432 433 434 435	Volkswagen
32-E45-A	344 348	Suzuki	32-E82-A	49	BMW
32-E46-A	383 383 385 385	Toyota	32-E82-F	49	BMW
32-E47-A	383 383 385 385	Toyota	32-E83-A	49	BMW
32-E48-A	376 376 377 377	Toyota	32-E83-F	49	BMW
32-E49-A	376 376 377 377	Toyota	32-E86-A	50	BMW
32-E50-A	376 377	Toyota	32-E86-F	50	BMW
32-E51-A	376 377	Toyota	32-E87-A	50	BMW
32-E52-A	376 376 377 377	Toyota	32-E87-F	50	BMW
32-E53-A	376 376 377 377	Toyota	32-E90-A	93 98	Fiat
32-E54-A	370	Toyota	32-E93-0	296	Renault
32-E55-A	353	Toyota	32-E93-F	296	Renault
32-E56-A	353	Toyota	32-E94-0	296	Renault
32-E57-A	353	Toyota	32-E94-F	296	Renault
32-E58-A	353	Toyota	32-E95-0	263	Peugeot
32-E59-A	353	Toyota	32-E95-F	263	Peugeot
32-E60-A	353	Toyota	32-E96-0	263 264	Peugeot
32-E61-A	384	Toyota	32-E96-F	263 264	Peugeot
32-E62-A	384	Toyota	32-E97-0	263 264	Peugeot
32-E63-A	384	Toyota	32-E97-F	263 264	Peugeot
32-E64-A	380 387	Toyota	32-E98-0	264	Peugeot
32-E65-A	380	Toyota	32-E98-F	264	Peugeot
32-E66-A	314 315 317	Rover	32-E99-0	264	Peugeot
32-E67-0	295	Renault	32-E99-F	264	Peugeot
32-E67-F	295	Renault	32-F01-0	263	Peugeot
32-E68-0	295	Renault	32-F01-F	263	Peugeot
			32-F02-0	263 264	Peugeot



Part number list / List arithmétique / Lista numérica

Article No. No. de Référence Referencia	Page page Nº Página	Manufacturer Marque Ref. Constructor	Article No. No. de Référence Referencia	Page page Nº Página	Manufacturer Marque Ref. Constructor
32-F02-F	263 264	Peugeot	32-F55-F	253 254 255 256 395 396 397 398 399	Opel  Vauxhall
32-F03-0	264	Peugeot	32-F57-0	382	Toyota
32-F03-F	264	Peugeot	32-F58-0	382	Toyota
32-F04-0	263	Peugeot	32-F59-0	382	Toyota
32-F04-F	263	Peugeot	32-F66-0	145 146	Ford
32-F05-0	299	Renault	32-F70-A	146 147	Ford
32-F07-0	280 281	Peugeot	32-F71-A	146 147	Ford
32-F07-F	280 281	Peugeot	32-F73-A	163	JEEP
32-F08-0	280 281	Peugeot	32-F74-A	224	Nissan
32-F08-F	280 281	Peugeot	32-F75-A	224	Nissan
32-F09-0	280 281	Peugeot	32-F77-A	381 382	Toyota
32-F09-F	280 281	Peugeot	32-F78-A	381 382	Toyota
32-F10-A	298	Renault	32-F79-A	381 382	Toyota
32-F10-F	298	Renault	32-F80-A	243 399 400	Opel Vauxhall
32-F11-A	219	Nissan	32-F81-0	205 206 340	Mercedes Benz STEYR (STEYR-DAIMLER-PUCH AG)
32-F12-A	219	Nissan	32-F82-0	205 206 340	Mercedes Benz STEYR (STEYR-DAIMLER-PUCH AG)
32-F13-A	85	Daihatsu	32-F83-0	205 340	Mercedes Benz STEYR (STEYR-DAIMLER-PUCH AG)
32-F14-A	85	Daihatsu	32-F84-A	380 381	Toyota
32-F15-A	85	Daihatsu	32-F85-A	380 381	Toyota
32-F16-A	85	Daihatsu	32-F87-0	204 205 340	Mercedes Benz STEYR (STEYR-DAIMLER-PUCH AG)
32-F17-A	85	Daihatsu	32-F88-0	205 206 340	Mercedes Benz STEYR (STEYR-DAIMLER-PUCH AG)
32-F18-A	85	Daihatsu	32-F89-0	204 205 206 340	Mercedes Benz STEYR (STEYR-DAIMLER-PUCH AG)
32-F19-A	385	Toyota	32-G01-A	381 382	Toyota
32-F20-0	341	Subaru	32-G05-A	95	Fiat
32-F21-0	341	Subaru	32-G05-F	95	Fiat
32-F23-A	380 386 387	Toyota	32-G06-A	258	Opel
32-F24-A	85	Daihatsu	32-G06-F	258	Opel
32-F25-A	85	Daihatsu	32-G07-A	258	Opel
32-F30-0	225	Nissan	32-G07-F	258	Opel
32-F32-F	223	Nissan	32-G08-A	16	Audi
32-F33-F	223	Nissan	32-G09-A	16	Audi
32-F37-A	318	Saab	32-G10-A	16	Audi
32-F38-A	318	Saab	32-G11-A	16	Audi
32-F39-A	318	Saab	32-G19-0	75 97 282 283	Citroen Fiat Peugeot
32-F40-0	78	Citroen			
32-F40-F	78	Citroen			
32-F42-A	239 240 240 392	Opel Vauxhall			
32-F42-F	239 240 240 392	Opel Vauxhall			
32-F43-A	239 240 240 392	Opel Vauxhall			
32-F43-F	239 240 240 392	Opel Vauxhall			
32-F44-F	239 240	Opel			
32-F45-F	239 240	Opel			
32-F47-A	157	Honda			
32-F48-A	382	Toyota			
32-F53-A	130 131	Ford			
32-F53-F	130 131	Ford			
32-F54-A	130 131	Ford			
32-F54-F	130 131	Ford			

Part number list / List arithmétique / Lista numérica

Article No. No. de Référence Referencia	Page page N° Página	Manufacturer Marque Ref. Constructor	Article No. No. de Référence Referencia	Page page N° Página	Manufacturer Marque Ref. Constructor
32-G20-0	327	Seat	36-189-0	299	Renault
32-G21-A	327	Seat	36-190-0	306 307 308 309	Renault
33-001-A	3 4 5	Alfa Romeo	36-191-0	309 310 311	Renault
33-002-A	3 4 5	Alfa Romeo	36-192-0	74 264 265	Citroen Peugeot
33-013-A	45 46 48 49	BMW	36-193-0	280	Peugeot
33-014-A	45 46 48 49	BMW	36-197-0	293 294 295	Renault
33-015-F	49	BMW	36-204-0	4 5 87	Alfa Romeo Fiat
33-016-F	49	BMW	36-206-0	7	Alfa Romeo
33-035-A	62 63	BMW	36-209-0	175	Lancia
33-056-A	62 63	BMW	36-211-0	94 95	Fiat
33-056-P	62 63	BMW	36-302-0	86 162 163	Daimler Jaguar
33-067-A	87	Fiat	36-303-0	86 162 163	Daimler Jaguar
33-074-A	7	Alfa Romeo	36-603-1	81 106 285 286	Citroen Fiat Peugeot
33-086-F	11 12 13 14 15 17 18 19 20 21 435 436 437	Audi    Volkswagen	36-612-B	188	Mercedes Benz
33-087-F	11 12 13 14 15 17 18 19 20 21 436 437	Audi   Volkswagen	36-612-C	188 191 192 193 194 195 196	Mercedes Benz
33-115-A	88	Fiat	36-613-A	45 46 48 49	BMW
36-078-1	190 191	Mercedes Benz	36-613-P	45 46 48 49	BMW
36-081-1	319	Saab	36-614-A	45 46 48 49	BMW
36-082-1	319	Saab	36-614-P	45 46 48 49	BMW
36-085-2	203	Mercedes Benz	36-621-A	45 46 48	BMW
36-090-1	202	Mercedes Benz	36-622-A	45 46 48	BMW
36-092-0	301	Renault	36-627-0	81 82 106 107 108 285 286	Citroen Fiat Peugeot
36-109-0	102 103 104	Fiat	36-631-0	258 312	Opel Renault
36-111-B	188 191 192 193 194 195 196	Mercedes Benz	36-632-0	258 312	Opel Renault
36-118-1	8	Alfa Romeo	36-640-A	67	BMW
36-119-1	188	Mercedes Benz	36-641-F	45 46 47 48 49	BMW
36-119-P	188	Mercedes Benz	36-642-F	45 46 47 48 49	BMW
36-120-1	188 191 192 193 194 195 196 197	Mercedes Benz	36-667-G	289	Porsche
36-120-P	191 192 193 194 195 196 197	Mercedes Benz	36-667-H	289	Porsche
36-126-0	301 302	Renault	36-668-G	289	Porsche
36-146-0	86 162	Daimler Jaguar	36-668-H	289	Porsche
36-151-0	94 175	Fiat Lancia	36-676-F	56 57 58 59 60	BMW
36-152-0	94 95	Fiat	36-676-P	57 58 59 60	BMW
36-155-0	3 4 5 6	Alfa Romeo	36-679-A	67	BMW
36-157-1	9	Alfa Romeo	36-681-F	45 46 48	BMW
36-187-0	320 321	Saab			
36-188-F	264 265	Peugeot			

Part number list / List arithmétique / Lista numérica

Article No. No. de Référence Referencia	Page page Nº Página	Manufacturer Marque Ref. Constructor	Article No. No. de Référence Referencia	Page page Nº Página	Manufacturer Marque Ref. Constructor
36-682-F	45 46 48	BMW	36-A27-B	208 209 210 450	Mercedes Benz Volkswagen
36-746-A	67	BMW	36-A29-B	210 450	Mercedes Benz Volkswagen
36-747-A	56 57 58 59 60 61 62	BMW	36-A30-P	456 467	Volvo
36-748-P	58 59 60 61 62	BMW	36-A31-P	456 467	Volvo
36-769-A	45	BMW	36-A32-P	135 136	Ford
36-769-P	45	BMW	36-A33-0	290	Porsche
36-770-A	45	BMW	36-A34-0	84 182 353 367 368 370 371 372 374 378 385	Daihatsu Mazda Toyota
36-770-P	45	BMW	36-A35-P	256 257 258 401 402 403	Opel Vauxhall
36-771-F	45	BMW	36-A36-0	353 368 370 371 378 379 384	Toyota
36-772-F	45	BMW	36-A37-0	384	Toyota
36-800-6	86 162	Daimler Jaguar	36-A38-0	222	Nissan
36-A01-F	307 308 309 310 311	Renault	36-A40-P	137	Ford
36-A02-F	307 308 309 310 311	Renault	36-A42-0	204	Mercedes Benz
36-A03-0	118 119 120 123 124	Ford	36-A43-0	204	Mercedes Benz
36-A03-P	118 119 120 123 124	Ford	36-A44-0	189	Mercedes Benz
36-A04-0	295	Renault	36-A45-0	189	Mercedes Benz
36-A05-0	188	Mercedes Benz	36-A46-0	189	Mercedes Benz
36-A06-0	191 192 193 194 195 196 197	Mercedes Benz	36-A47-P	207	Mercedes Benz
36-A07-A	295	Renault	36-A48-A	204	Mercedes Benz
36-A08-A	295	Renault	36-A49-A	204	Mercedes Benz
36-A09-0	139 140 141	Ford	36-A50-0	204	Mercedes Benz
36-A10-0	202 203	Mercedes Benz	36-A51-0	189	Mercedes Benz
36-A11-0	189	Mercedes Benz	36-A52-0	224	Nissan
36-A12-0	189	Mercedes Benz	36-A53-0	460 461 462 463 464 465 466 467	Volvo
36-A13-0	189	Mercedes Benz	36-A54-0	7	Alfa Romeo
36-A13-P	189	Mercedes Benz	36-A55-A	184	Mazda
36-A14-0	142 143 144	Ford	36-A56-0	124 125 406	Ford Volkswagen
36-A14-P	142 143 144	Ford	36-A57-0	130	Ford
36-A17-0	197 198 200 200 201 201	Mercedes Benz	36-A58-0	123 124	Ford
36-A18-0	197 198 199	Mercedes Benz	36-A59-P	249 250 393 394	Opel Vauxhall
36-A18-P	197 198 199 200	Mercedes Benz	36-A60-A	62 63 64	BMW
36-A19-0	197 198 199 200 201 201	Mercedes Benz	36-A61-A	62 63 64	BMW
36-A20-0	197 198 199 200	Mercedes Benz	36-A62-A	63 64	BMW
36-A21-0	197 198 199 199 200	Mercedes Benz	36-A63-A	63 64	BMW
36-A22-0	197 198 199 200	Mercedes Benz	36-A65-0	198 199 200	Mercedes Benz
36-A23-F	141	Ford	36-A66-0	38 224	BEDFORD Nissan
36-A24-F	141	Ford	36-A67-0	162	Jaguar
36-A25-0	141	Ford	36-A68-A	343	Subaru
			36-A69-A	343	Subaru
			36-A71-0	258	Opel

Part number list / List arithmétique / Lista numérica

Article No. No. de Référence Referencia	Page page N° Página	Manufacturer Marque Ref. Constructor	Article No. No. de Référence Referencia	Page page N° Página	Manufacturer Marque Ref. Constructor
36-A72-0 $\frac{1}{\circ}$	258 312	Opel Renault	36-B27-0 $\frac{1}{\circ}$	191 192 193 194 195 196	Mercedes Benz
36-A73-0 $\frac{1}{\circ}$	165 166	LADA	36-B28-0 $\frac{1}{\circ}$	192 194 196	Mercedes Benz
36-A74-0 $\frac{1}{\circ}$	190	Mercedes Benz	36-B29-0 $\frac{1}{\circ}$	204	Mercedes Benz
36-A75-0 $\frac{1}{\circ}$	190	Mercedes Benz	36-B31-0 $\frac{1}{\circ}$	204	Mercedes Benz
36-A79-0 $\frac{1}{\circ}$	223	Nissan	36-B32-0 $\frac{1}{\circ}$	204	Mercedes Benz
36-A83-0 $\frac{1}{\circ}$	190	Mercedes Benz	36-B33-0 $\frac{1}{\circ}$	189	Mercedes Benz
36-A84-A $\frac{1}{\circ}$	188	Mercedes Benz	36-B35-0 $\frac{1}{\circ}$	189	Mercedes Benz
36-A85-0 $\frac{1}{\circ}$	188	Mercedes Benz	36-B36-0 $\frac{1}{\circ}$	68	BMW
36-A86-A $\frac{1}{\circ}$	188	Mercedes Benz	36-B37-0 $\frac{1}{\circ}$	68	BMW
36-A87-0 $\frac{1}{\circ}$	188	Mercedes Benz	36-B40-0 $\frac{1}{\circ}$	204	Mercedes Benz
36-A88-A $\frac{1}{\circ}$	318	Saab	36-C01-P $\frac{1}{\circ}$	456	Volvo
36-A89-A $\frac{1}{\circ}$	318	Saab	36-C02-0 $\frac{1}{\circ}$	456	Volvo
36-A90-0 $\frac{1}{\circ}$	318	Saab	36-C03-F $\frac{1}{\circ}$	190	Mercedes Benz
36-A91-0 $\frac{1}{\circ}$	318	Saab	36-C04-0 $\frac{1}{\circ}$	344	Suzuki
36-A92-0 $\frac{1}{\circ}$	318	Saab	36-C05-0 $\frac{1}{\circ}$	165 166	LADA
36-A93-0 $\frac{1}{\circ}$	318	Saab	36-C06-0 $\frac{1}{\circ}$	165 166	LADA
36-A94-0 $\frac{1}{\circ}$	296	Renault	36-C10-0 $\frac{1}{\circ}$	224	Nissan
36-A95-0 $\frac{1}{\circ}$	190	Mercedes Benz	36-C11-0 $\frac{1}{\circ}$	234	Nissan
36-A96-0 $\frac{1}{\circ}$	190	Mercedes Benz	36-C12-0 $\frac{1}{\circ}$	85	Daihatsu
36-A97-A $\frac{1}{\circ}$	456	Volvo	36-C13-0 $\frac{1}{\circ}$	132 234	Ford Nissan
36-A97-F $\frac{1}{\circ}$	456	Volvo	36-C15-A $\frac{1}{\circ}$	113	Ford
36-B01-0 $\frac{1}{\circ}$	202 203	Mercedes Benz	36-C16-A $\frac{1}{\circ}$	113	Ford
36-B02-0 $\frac{1}{\circ}$	190 191 206	Mercedes Benz	37-605-A $\frac{1}{\circ}$	67 68	BMW
36-B03-0 $\frac{1}{\circ}$	190 191	Mercedes Benz	37-606-A $\frac{1}{\circ}$	67 68	BMW
36-B04-0 $\frac{1}{\circ}$	188	Mercedes Benz	37-627-A $\frac{1}{\circ}$	63 64	BMW
36-B05-0 $\frac{1}{\circ}$	188	Mercedes Benz	37-628-D $\frac{1}{\circ}$	63 64	BMW
36-B06-0 $\frac{1}{\circ}$	191 192 193 194 195 196	Mercedes Benz	46-016-0 $\frac{1}{\circ}$	190 191	Mercedes Benz
36-B07-0 $\frac{1}{\circ}$	194 196	Mercedes Benz	46-016-1 $\frac{1}{\circ}$	202 203	Mercedes Benz
36-B08-0 $\frac{1}{\circ}$	61	BMW	46-016-4 $\frac{1}{\circ}$	206	Mercedes Benz
36-B09-0 $\frac{1}{\circ}$	61	BMW	46-016-6 $\frac{1}{\circ}$	190 191	Mercedes Benz
36-B10-0 $\frac{1}{\circ}$	67 68	BMW	46-050-1 $\frac{1}{\circ}$	313	Rolls-Royce
36-B11-0 $\frac{1}{\circ}$	67 68	BMW	46-050-2 $\frac{1}{\circ}$	313	Rolls-Royce
36-B12-0 $\frac{1}{\circ}$	67	BMW	46-051-0 $\frac{1}{\circ}$	313	Rolls-Royce
36-B13-0 $\frac{1}{\circ}$	67	BMW	46-051-1 $\frac{1}{\circ}$	313	Rolls-Royce
36-B14-0 $\frac{1}{\circ}$	67	BMW	46-055-0 $\frac{1}{\circ}$	86 162	Daimler Jaguar
36-B15-0 $\frac{1}{\circ}$	67	BMW	46-A01-0 $\frac{1}{\circ}$	135 136	Ford
36-B16-0 $\frac{1}{\circ}$	202 203	Mercedes Benz	46-A02-0 $\frac{1}{\circ}$	202 203	Mercedes Benz
36-B17-0 $\frac{1}{\circ}$	202 203	Mercedes Benz	46-A05-0 $\frac{1}{\circ}$	142 143 144	Ford
36-B18-0 $\frac{1}{\circ}$	189	Mercedes Benz	46-A06-0 $\frac{1}{\circ}$	162	Jaguar
36-B19-0 $\frac{1}{\circ}$	189	Mercedes Benz	46-A07-0 $\frac{1}{\circ}$	164	Kia
36-B20-0 $\frac{1}{\circ}$	197 197 198 198 199 199 200 200	Mercedes Benz	46-A08-0 $\frac{1}{\circ}$	224	Nissan
36-B21-0 $\frac{1}{\circ}$	197 198 199 200	Mercedes Benz	46-A09-0 $\frac{1}{\circ}$	224	Nissan
36-B22-0 $\frac{1}{\circ}$	200 200 201 201	Mercedes Benz	46-A10-0 $\frac{1}{\circ}$	296	Renault
36-B23-0 $\frac{1}{\circ}$	200 201	Mercedes Benz	46-A11-0 $\frac{1}{\circ}$	345	Suzuki
36-B24-0 $\frac{1}{\circ}$	200 201	Mercedes Benz	46-A12-0 $\frac{1}{\circ}$	345	Suzuki
36-B25-0 $\frac{1}{\circ}$	202 203	Mercedes Benz	46-A13-0 $\frac{1}{\circ}$	161 234	Isuzu Nissan
36-B26-0 $\frac{1}{\circ}$	204	Mercedes Benz	46-A14-0 $\frac{1}{\circ}$	161	Isuzu
			46-A15-0 $\frac{1}{\circ}$	223	Nissan
			46-A16-0 $\frac{1}{\circ}$	223	Nissan
			46-A17-0 $\frac{1}{\circ}$	163	JEEP

Part number list / List arithmétique / Lista numérica

Article No. No. de Référence Referencia	Page page N° Página	Manufacturer Marque Ref. Constructor	Article No. No. de Référence Referencia	Page page N° Página	Manufacturer Marque Ref. Constructor
46-A18-0 $\frac{0}{0}$	161 241	Isuzu Opel	60-182-0 $\frac{\uparrow\downarrow}{0}$	424 425 426 428 429 430 431 433 434 435	Volkswagen
46-A19-0 $\frac{1}{0}$	243 399 400	Opel Vauxhall	60-191-0 $\frac{\uparrow\downarrow}{0}$	430 431 432 433 434 435	Volkswagen
46-A20-0 $\frac{0}{0}$	243 399 400	Opel Vauxhall	60-191-4 $\frac{\uparrow\downarrow}{0}$	425 427 428 429	Volkswagen
46-A21-0 $\frac{1}{0}$	161 248	Isuzu Opel	60-209-0 $\frac{\uparrow\downarrow}{0}$	137	Ford
46-A22-0 $\frac{0}{0}$	161 248	Isuzu Opel	60-A05-0 $\frac{\uparrow\downarrow}{0}$	413 414	Volkswagen
46-A23-0 $\frac{1}{0}$	163	JEEP	60-A06-0 $\frac{\uparrow\downarrow}{0}$	17 18 19 435 436 437	Audi Volkswagen
46-A24-0 $\frac{0}{0}$	163	JEEP	60-A08-0 $\frac{\uparrow\downarrow}{0}$	131 132 322 445	Ford Seat Volkswagen
46-A25-0 $\frac{1}{0}$	215	Mitsubishi	60-A09-0 $\frac{\uparrow\downarrow}{0}$	11 12 13 14 15	Audi
46-A26-0 $\frac{0}{0}$	215	Mitsubishi	60-A10-0 $\frac{\uparrow\downarrow}{0}$	11 12 13 14 15	Audi
46-A27-0 $\frac{1}{0}$	176	Land Rover	60-A22-0 $\frac{\uparrow\downarrow}{0}$	123 124	Ford
46-A28-0 $\frac{0}{0}$	176	Land Rover	60-A26-0 $\frac{\uparrow\downarrow}{0}$	240 258	Opel
46-A29-0 $\frac{0}{0}$	145 215	Ford Mitsubishi	60-A28-0 $\frac{\uparrow\downarrow}{0}$	257 258 403	Opel Vauxhall
46-A30-0 $\frac{1}{0}$	85	Daihatsu	60-A49-0 $\frac{\uparrow\downarrow}{0}$	10 11 328 333 334 336 337 338 339 404 405 415 416 417 418	Audi Seat Skoda Volkswagen
46-A31-0 $\frac{1}{0}$	132 234	Ford Nissan	60-A72-0 $\frac{\uparrow\downarrow}{0}$	197 198 199 200	Mercedes Benz
46-A32-0 $\frac{1}{0}$	216	Mitsubishi	62-169-0 $\frac{\uparrow(x1)}{0}$	135 136	Ford
46-A33-0 $\frac{1}{0}$	216	Mitsubishi	62-209-0 $\frac{(x1)}{0}$	137	Ford
46-A34-0 $\frac{1}{0}$	223	Nissan	62-A06-0 $\frac{(x1)}{0}$	435 436	Volkswagen
46-A35-0 $\frac{0}{0}$	223	Nissan	62-A06-1 $\frac{(x1)}{0}$	17 18 19 436 437	Audi Volkswagen
46-A36-0 $\frac{1}{0}$	148	Ford USA	62-A08-0 $\frac{(x1)}{0}$	131 132 322 445	Ford Seat Volkswagen
46-A37-0 $\frac{0}{0}$	148	Ford USA	62-A08-1 $\frac{(x1)}{0}$	131 132 322 445	Ford Seat Volkswagen
60-057-1 $\frac{\uparrow\downarrow}{0}$	190 191 202 206	Mercedes Benz	62-A09-0 $\frac{(x1)}{0}$	11 12 13 14 15	Audi
60-090-0 $\frac{\uparrow\downarrow}{0}$	424	Volkswagen	62-A22-0 $\frac{(x1)}{0}$	123 124	Ford
60-092-1 $\frac{\uparrow\downarrow}{0}$	316	Rover	62-A26-0 $\frac{(x1)}{0}$	240	Opel
60-103-0 $\frac{\uparrow\downarrow}{0}$	53 54 55 64 65 66	BMW	62-A26-1 $\frac{(x1)}{0}$	258	Opel
60-117-1 $\frac{\uparrow\downarrow}{0}$	409 410 419 420	Volkswagen	62-A49-0 $\frac{(x1)}{0}$	10 11 328 333 334 336 337 338 404 405 415 416 417	Audi Seat Skoda Volkswagen
60-129-4 $\frac{\uparrow\downarrow}{0}$	461 462 463 464 465 467	Volvo	62-A49-1 $\frac{(x1)}{0}$	338 339 405 417 418	Skoda Volkswagen
60-135-0 $\frac{\uparrow\downarrow}{0}$	142 143 144	Ford	62-A72-0 $\frac{(x1)}{0}$	197 198 199 200	Mercedes Benz
60-138-0 $\frac{\uparrow\downarrow}{0}$	139 140 141	Ford	87-009-A $\frac{\odot}{0}$	188	Mercedes Benz
60-153-0 $\frac{\uparrow\downarrow}{0}$	249 393	Opel Vauxhall			
60-155-0 $\frac{\uparrow\downarrow}{0}$	56 57 58 59 60	BMW			
60-160-0 $\frac{\uparrow\downarrow}{0}$	456 457 458 459	Volvo			
60-165-3 $\frac{\uparrow\downarrow}{0}$	141	Ford			
60-166-4 $\frac{\uparrow\downarrow}{0}$	465 466	Volvo			
60-168-0 $\frac{\uparrow\downarrow}{0}$	320 321	Saab			
60-169-0 $\frac{\uparrow\downarrow}{0}$	135 136	Ford			
60-180-0 $\frac{\uparrow\downarrow}{0}$	461 464 465 467	Volvo			
60-180-1 $\frac{\uparrow\downarrow}{0}$	460 461 462 463 464 466	Volvo			
60-181-4 $\frac{\uparrow\downarrow}{0}$	141	Ford			

Part number list / List arithmétique / Lista numérica

Article No. No. de Référence Referencia	Page page N° Página	Manufacturer Marque Ref. Constructor	Article No. No. de Référence Referencia	Page page N° Página	Manufacturer Marque Ref. Constructor
87-010-A ☉	191 192 194 195 196 197	Mercedes Benz	87-104-A ☉	3 4 5 6	Alfa Romeo
87-016-A ☉	147	Ford	87-104-L ☼	3 4 5 6 88 98 99 100 101 102 167 168 169	Alfa Romeo Fiat Lancia
87-023-A ☉	249 250 253 393 394 401	Opel Vauxhall	87-104-R ☉	3 4 5 6	Alfa Romeo
87-023-L ☼	236 237 249 250 253 393 394 395 401	Opel Vauxhall	87-107-A ☉	7	Alfa Romeo
87-023-R ☉	249 250 253 393 394 401	Opel Vauxhall	87-109-A ☉	173 174 175	Lancia
87-032-A ☉	245 246 247 388 389 390	Opel Vauxhall	87-115-A ☉	44 45 46 47 48 49 50 68 69	BMW
87-033-A ☉	83 245 246 247 248 389 390	Daewoo Opel Vauxhall	87-116-A ☉	62 63	BMW
87-034-A ☉	241 253 254 255 256 392 396 397 398 399	Opel Vauxhall	87-117-A ☉	63	BMW
87-034-L ☼	241 253 254 255 256 392 396 397 398 399	Opel Vauxhall	87-118-A ☉	67 68	BMW
87-034-R ☉	241 253 254 255 256 392 396 397 398 399	Opel Vauxhall	87-135-A ☉	67 68	BMW
87-035-A ☉	237 238 239 390 391	Opel Vauxhall	87-136-A ☉	39 40 41 42 43 44 68	BMW
87-035-L ☼	237 238 239 390 391	Opel Vauxhall	87-137-A ☉	39 40 41 42 43 44 53 54 55 56 57 58 65 68	BMW
87-035-R ☉	237 238 239 390 391	Opel Vauxhall	87-138-A ☉	39 69	BMW
87-078-A ☉	22 407	Audi Volkswagen	87-148-A ☉	50 51 52 53 54 55 65 66 67	BMW
87-080-A ☉	32 33 34 35 36	Audi	87-150-A ☉	56 57 58 59 60 61 62 67 68	BMW
87-081-A ☉	30 31	Audi	87-164-A ☉	94 95	Fiat
87-083-A ☉	22 23 24 25 26 27 29 30 423 424 444	Audi Volkswagen	87-168-A ☉	95 96 97	Fiat
87-083-L ☼	22 23 24 25 26 27 28 29 30 324 325 326 328 329 330 331 423 424 444 459	Audi Seat Volkswagen Volvo	87-171-A ☉	88	Fiat
87-083-R ☉	22 23 24 25 26 27 29 30 423 424 444	Audi Volkswagen	87-173-A ☉	93 94 96 97 325 328 329 330	Fiat Seat
87-100-A ☉	7	Alfa Romeo	87-191-A ☉	102 103	Fiat
			87-196-A ☉	3 4 5 6	Alfa Romeo
			87-196-R ☉	3 4 5 6	Alfa Romeo
			87-200-A ☉	7 8	Alfa Romeo
			87-214-A ☉	89 90 91 170 171 172 173	Fiat Lancia
			87-216-A ☉	89 90 91 170 171 172 173	Fiat Lancia
			87-217-A ☉	89 90 172 173	Fiat Lancia
			87-220-A ☉	98 99 100 101 102 167 168	Fiat Lancia

Part number list / List arithmétique / Lista numérica

Article No. No. de Référence Referencia	Page page Nº Página	Manufacturer Marque Ref. Constructor	Article No. No. de Référence Referencia	Page page Nº Página	Manufacturer Marque Ref. Constructor
87-220-R ☉	98 99 100 101 102 167 168	Fiat  Lancia	87-268-A ☉	139	Ford
87-221-A ☉	98 99 100 100 101 102 167 168	Fiat  Lancia	87-268-R ☉	139	Ford
87-221-R ☉	98 99 100 101 102 167 168	Fiat  Lancia	87-285-A ☉	406 410 411 412 413 424 425 426 428 429 430 431 433 434 435	Volkswagen
87-228-A ▲☉	117 118 119 120 121 125 138 139	Ford	87-286-A ☉	406 407 408 418 444 445	Volkswagen
87-228-L ☼	114 115 117 118 119 120 121 124 125 126 130 137 138 139 140 141	Ford	87-287-A ☉	407 437 438	Volkswagen
87-228-R ▲☉	117 118 119 120 121 125 138 139	Ford	87-288-A ☉	322 323 324 326 327 331 332 333 409 410 419	Seat  Volkswagen
87-229-A ▲☉	121	Ford	87-299-A ▲☉	22 23 24 25 26 27 29 30 423 424 444	Audi  Volkswagen
87-230-A ☉	121 122 123 124	Ford	87-355-A ☉	39 69	BMW
87-246-A ☉	139 140 141	Ford	87-361-A ▲☉	133 134 135 136 137	Ford
87-246-R ☉	139 140 141	Ford	87-372-A ☉	63 64	BMW
87-247-A ☉	121 122 123 124 125	Ford	87-373-A ☉	256 257 401 402 403	Opel Vauxhall
87-247-L ☼	121 122 123 124 125	Ford	87-374-A ☉	324 325 326 328 329 330 331	Seat
87-247-R ☉	121 122 123 124 125	Ford	87-374-R ☉	324 325 326 328 329 330 331	Seat
87-248-A ☉	133 134 135 136 137	Ford	87-375-A ☉	131 132 322 323 324 326 327 331 332 333 406 410 411 412 413 414 425 427 428 429 430 431 432 433 434 435 445 446 447 448	Ford Seat  Volkswagen
87-248-L ☼	133 134 135 136 141	Ford	87-375-R ☉	131 132 322 323 324 326 327 331 332 333 406 410 411 412 413 414 425 427 428 429 430 431 432 433 434 435 445 446 447 448	Ford Seat  Volkswagen
87-248-R ☉	133 134 135 136	Ford	87-383-A ☉	297 298 299 304 305 306	Renault
87-249-A ☉	133 134 135 136 137	Ford			
87-259-A ☉	67 68	BMW			
87-260-A ☉	67 68	BMW			
87-261-A ☉	26 27 28 29	Audi			
87-261-R ☉	26 27 28 29	Audi			
87-263-A ☉	129 132 139 177	Ford Mazda			
87-266-A ☉	130	Ford			
87-266-L ☼	129 130 132 139 177	Ford  Mazda			
87-266-R ☉	130	Ford			
87-267-A ☉	129 132 177	Ford Mazda			
87-267-R ☉	129 132 177	Ford Mazda			

Part number list / List arithmétique / Lista numérica

Article No. No. de Référence Referencia	Page page Nº Página	Manufacturer Marque Ref. Constructor	Article No. No. de Référence Referencia	Page page Nº Página	Manufacturer Marque Ref. Constructor										
87-383-L ☼	297 298 299	Renault	87-398-A ☉	322	Seat Volkswagen										
	302 303 304			422 438 439											
	305 306 307			440 441 442											
	308 309 310														
	311														
	460	Volvo													
87-383-R ☉	297 298 299	Renault	87-398-L ☼	10 22	Audi Ford Seat										
	304 305 306			131 132											
87-384-A ☉	293 294 295	Renault		322 323 324		Skoda Volkswagen									
	300			326 327 331											
87-384-L ☼	293 294 295	Renault		332 333 334											
	300			336 337											
87-384-R ☉	293 294 295	Renault		404 405 406											
	300			410 411 412											
87-385-A ☉	87 88 92	Fiat		413 414 415											
				416 418 422											
87-386-A ☉	44 45 46	BMW		425 427 428											
	47 48 49			429 430 431											
87-388-A ☉	102 103 104	Fiat		432 433 434											
				435 438 439											
87-388-L ☼	87 91 92	Fiat		440 441 442											
	102 103 104			445 446 447											
87-388-R ☉	102 103 104	Fiat		448											
87-391-A ☉	207	Mercedes Benz		87-398-R ☉										322	Seat Volkswagen
87-391-L ☼	207	Mercedes Benz		422 438 439											
87-391-R ☉	207	Mercedes Benz	440 441 442												
87-392-A ☉	64	BMW	87-399-A ☉	73	Citroen Peugeot										
87-393-A ☉	10 22	Audi Seat Skoda Volkswagen	260 261	87-399-R ☉	73	Citroen Peugeot									
	334		260 261												
	336 337		302 303		87-400-A ☉		302 303							Renault	
	404 405 415		302 303												
	416 418 422		293 294 295				87-400-R ☉	293 294 295							Renault
	293 294 295	87-401-A ☉	293 294 295	Renault											
		87-401-R ☉	300	Renault											
87-393-R ☉	10 22	Audi Seat Skoda Volkswagen	87-402-A ☉	300	Renault										
	334		87-404-A ☉	10 22	Audi Seat Skoda Volkswagen										
	336 337		334	336 337											
	404 405 415		404 405 415	404 405 415											
	416 418 422		416	416											
87-394-A ☉	256 257 258	Opel Vauxhall	87-411-A ☉	307 308 309	Renault										
	401 402 403		310 311												
87-395-A ☉	243 253	Opel Vauxhall	87-411-R ☉	307 308 309	Renault										
	399 401		310 311												
87-396-A ☉	242 243	Opel Vauxhall	87-412-A ☉	308 309 310	Renault										
	400		311												
87-397-A ☉	114 115 116	Ford	87-412-R ☉	308 309 310	Renault										
	117 124 125		311												
	126 127 128														
	129 130 137														
	138 142 143														
	144														
87-397-L ☼	116 117 125	Ford	87-413-L ☼	74 75	Citroen Fiat Lancia Peugeot										
	126 127 128			97 102											
	129 130 137			175											
	138 142 143			281 282 283											
	144														
87-397-R ☉	116 117 125	Ford	87-414-R ☉	114 115 124	Ford										
	126 127 128		126 130 137												
	129 130 137														
	138 142 143														
	144														
			87-415-A ☉	261 262 263	Peugeot										
			271 272 273												
			274												



Part number list / List arithmétique / Lista numérica

Article No. No. de Référence Referencia	Page page Nº Página	Manufacturer Marque Ref. Constructor	Article No. No. de Référence Referencia	Page page Nº Página	Manufacturer Marque Ref. Constructor			
87-415-L ☼	73 74 76	Citroen	87-445-A ☉	97 102	Fiat Lancia Peugeot			
	78 79 80			175				
	260 261 262	281 282 283						
	263 265 266	Peugeot		87-445-R ☉	97 102	Fiat Lancia Peugeot		
	267 268 269				175			
	270 271 272				281 282 283			
	273 274 275			87-447-R ☉	149	Honda		
	283 284				87-448-R ☉	149 150 152	Honda	
87-415-R ☉	261 262 263	153 154 155						
	271 272 273	156 157						
274	314 315	Rover						
87-416-L ☼	275 276 277	Peugeot	87-449-R ☉	149 150 151	Honda			
	278 280 281			152 155 156				
87-423-A ☉	17 18 19	Audi	87-450-A ☉	158	Hyundai			
	20	Volkswagen		87-451-A ☉	158	Hyundai		
	436 437							
87-424-A ☉	454 455 456	Volvo	87-452-R ☉		185 186	Mazda		
	465 466							
87-430-L ☼	296 297 299	Renault	87-453-A ☉	183 184	Mazda			
	300							
87-433-A ☉	11 12 13	Audi	87-454-A ☉	178 179	Mazda			
	14 15 16			87-455-A ☉	178 179	Mazda		
	17 18 19				87-456-A ☉	185 186	Mazda	
	20 21 22					87-457-A ☉	185 186	Mazda
	435 436 437	87-458-A ☉					182 183	Mazda
87-434-A ☉	299 301 302		Renault				87-459-A ☉	182 183
	87-434-L ☼		106 107 108	Fiat				87-460-A ☉
109 110 111			Peugeot	87-461-R ☉	181 182			
112					87-462-R ☉	183 184		
284 285 286	87-463-A ☉	229 230 231				Nissan		
87-435-A ○☉		106 107 108	Fiat				232 233 234	
		109 110 111	Peugeot			87-464-A ☉	220 221	Nissan
112		87-465-R ☉		219 229 230			Nissan	
284 285				231 232 233				
87-435-R ☉	106 107 108		Fiat	234				
	109 110 111		Peugeot	87-466-A ☉	227 228		Nissan Porsche Proton	
	112				290			
	284 285	291						
87-436-A ○☉	106 107 108	Fiat			87-468-R ☉	222 224 226	Nissan	
	109 110 111	Peugeot	227 228					
	112		87-469-A ☉	341 342		Subaru		
284 285	87-470-A ☉			348	Suzuki			
87-436-R ☉		106 107 108		Fiat	87-471-R ☉	345 346 347	Suzuki	
		109 110 111		Peugeot		87-472-A ☉	345 346 347	Suzuki
		112					87-473-A ☉	372
		284 285	87-474-A ☉					372
87-439-A ☉	454 455 456	Volvo						87-475-A ☉
	465 466	87-476-A ☉		373 374 375	Toyota			
87-440-A ☉	454 455 456			Volvo	376 377			
	465 466			87-477-A ☉	373 374 375	Toyota		
87-444-A ☉	97 102		Fiat Lancia Peugeot		376 377			
	175				87-478-A ☉	385	Toyota	
	281 282 283	87-479-A ☉				368 369	Toyota	
	87-444-R ☉					97 102	Fiat	87-480-A ☉
175			Lancia	87-481-A ☉		353	Toyota	
281 282 283	Peugeot		87-482-A ☉			351 352 368	Toyota	
					369 370 371			
		372 385						

Part number list / List arithmétique / Lista numérica

Article No. No. de Référence Referencia	Page page Nº Página	Manufacturer Marque Ref. Constructor	Article No. No. de Référence Referencia	Page page Nº Página	Manufacturer Marque Ref. Constructor
87-483-A ☉	351 352 354	Toyota	89-004-0 ☹	39 40 41	BMW
87-484-A ☉	373 374 375 376 377	Toyota		42 43 44	
87-485-A ☉	370 371	Toyota		45 46 47	
87-486-A ☉	351 354 355 369 370	Toyota		48 49 50	
87-487-A ☉	383 385	Toyota		51 52 53	
87-488-A ☉	352 384	Toyota		54 55 56	
87-489-R ☉	353	Toyota		57 58 59	
87-490-R ☉	384 385	Toyota		60 61 62	
87-491-A ☉	69	BMW		64 65 66	
87-584-A ☉	241 253 254 255 256 392 396 397 398 399	Opel  Vauxhall		67 68 69	
87-603-A ☉	320 321	Saab	89-005-0 ☹	95 96 97	Fiat
87-618-A ☉	62 63 64	BMW		102 103 104	
87-620-A ○☉	68	BMW		114 115 116	Ford
87-663-A ☉	93	Fiat		117 118 119	
87-900-A ☉	21	Audi		120 121 125	
87-942-A ☉	293 294 295 300	Renault		126 137 138	
87-943-A ☉	293 294 295	Renault		139	
89-001-0 ☹	322 323 324 326 327 331 332 333 406 407 408 409 410 411 412 413 414 418 419 420 422 423 424 425 426 427 428 429 430 431 432 433 434 435 438 439 440 441 442 443 444 445 446 447 448	Seat  Volkswagen		173 174 175	Lancia Seat
89-002-0 ☹	22 23 24 25 26 27 28 29 30 36 37 324 325 326 328 330 407 437 438	Audi  Seat Volkswagen	89-006-0 ☹	22 23 24 25 29 30 36 37 39 407 408 418 443 444 445	Audi  BMW Volkswagen
89-003-0 ☹	38 83 236 237 239 241 242 243 244 245 246 247 248 253 254 255 256 388 389 390 392 394 395 396 397 398 399 400 401	BEDFORD Daewoo Opel  Vauxhall	89-007-0 ☹	331 332 333 407 409 410 411 412 414 419 420 423 424 425 426 427 428 429 443 444 446 447 448	Seat Volkswagen
			89-008-0 ☹	168 170 237 238 239 241 242 248 252 390 391 392 401 403	Lancia Opel  Vauxhall
			89-009-0 ☹	74 76 261 262 263 264 265 271 272 273 274 275	Citroen Peugeot
			89-010-0 ☹	7 89 90 91 170 171 172 173	Alfa Romeo Fiat Lancia
			89-011-0 ☹	11 12 13 22 407 430 431 432 433 434 435 437 438	Audi  Volkswagen
			89-012-0 ☹	188 191 192 193 194 195 196	Mercedes Benz

Part number list / List arithmétique / Lista numérica

Article No. No. de Référence Referencia	Page page N° Página	Manufacturer Marque Ref. Constructor	Article No. No. de Référence Referencia	Page page N° Página	Manufacturer Marque Ref. Constructor
89-013-0 ㊦	16 17 30 31 32 33 34 35 36	Audi	89-041-0 ㊦	239 240	Opel
89-014-0 ㊦	30 31 35 37 317	Audi Austin Rover	89-042-0 ㊦	10 11 333 334 336 337 338 339 415 416 417 418 422	Audi Seat Skoda  Volkswagen
89-015-0 ㊦	278 279 280	Peugeot	89-043-0 ㊦	13 14 15	Audi
89-016-0 ㊦	142 143 144	Ford	89-044-0 ㊦	229 230 231 232 233	Nissan
89-017-0 ㊦	456 457 458 459	Volvo	89-045-0 ㊦	211 213 214	Mitsubishi
89-018-0 ㊦	460 461 462 463 464 465 466 467	Volvo	89-046-0 ㊦	214	Mitsubishi
89-019-0 ㊦	185 186	Mazda	89-047-0 ㊦	212 213	Mitsubishi
89-020-0 ㊦	50 51 52 53 54 55 64 65 66 70 71	BMW			
89-021-0 ㊦	66 67	BMW			
89-022-0 ㊦	127 128 129	Ford			
89-023-0 ㊦	222 223 224 226 227 278 279 280 350 352 354 355 371 372 373 374 375 376	Nissan  Peugeot Talbot Toyota			
89-024-0 ㊦	177 178	Mazda			
89-025-0 ㊦	182 183	Mazda			
89-026-0 ㊦	87 88 98 99 100 101 102	Fiat			
89-027-0 ㊦	219 222 227 228 229 230 231 232 233 234	Nissan			
89-028-0 ㊦	307 308 309 310 311	Renault			
89-029-0 ㊦	296 297 299 300 302 304 305 306	Renault			
89-030-0 ㊦	114 115 116 117 137 138	Ford			
89-031-0 ㊦	299 301 302	Renault			
89-032-0 ㊦	73 75 260 261	Citroen Peugeot			
89-033-0 ㊦	183 184	Mazda			
89-034-0 ㊦	183 184	Mazda			
89-035-0 ㊦	88 335	Fiat Skoda			
89-036-0 ㊦	133 134 135 136	Ford			
89-037-0 ㊦	139 140 141	Ford			
89-038-0 ㊦	133 134 135	Ford			
89-039-0 ㊦	249 250 393 394 400	Opel Vauxhall			
89-040-0 ㊦	335 336	Skoda			

Cross reference list / Liste de correspondances / Listado de equivalencias

Compare No. No. du const. du véhicule Ref. Constructor	Article No. No. de Référence Referencia	Compare No. No. du const. du véhicule Ref. Constructor	Article No. No. de Référence Referencia
<b>Alfa Romeo</b>		<b>Audi</b>	
164002107004	32-703-A	4A0 513 031 C	32-693-F
164002507203	32-984-A	4B0 513 031 M	32-D16-F
542 023	27-822-B	4D0 412 377 F	87-433-A
549 300	32-811-A	4D0 413 031 AE	32-D19-P
581 045	32-812-A	811 412 323 C	87-083-R
60 507 890	87-107-A	811 412 323 D	87-083-R
60 566 146	87-100-A	823 412 249	87-083-L
60 570 447	87-100-A	827 412 031 A	27-112-1
60 570 731	87-104-A	827 513 031	27-095-1
60 570 732	87-196-A	855 413 503 B	32-846-F
60 806 398	87-104-L	861 412 323 A	87-078-A
60500393	32-476-A	867 413 503 A	27-412-0
60507954	87-200-A	867 513 031 C	27-849-0
60540772	32-657-A	893 413 503 C	32-846-0
60546456	32-520-A	893 513 031 AC	32-301-F
60546457	32-519-A	893 513 031 H	27-880-F
60550744	32-509-B	893 513 031 P	27-093-2
60562960	32-475-B	893 513 031 S	32-920-F
60566759	27-246-A	895 413 503 D	32-472-F
60570589	32-513-C	8A0 412 323 B	87-261-R
60570590	32-512-C	8A0 412 323 D	87-261-R
60571630	32-513-E	8A0 412 355 B	87-083-A
60571631	32-512-E	8A0 413 503 C	32-472-0
60572331	32-036-A	8A5 513 029 P	27-810-F
60572332	32-037-A	8A9 513 029 D	27-810-0
60602721	32-661-K	8D9 513 031 A	27-465-F
60602722	32-476-B	8E0 512 121 C	87-423-A
60607640	36-155-0	8E0 512 121 E	87-423-A
60608981	33-001-A	8G0 513 031 C	27-205-A
60608982	33-002-A	961 412 323 A	87-078-A
60613568	33-074-A	RS-1J0 412 331	87-393-R
60619643	32-434-B	RS-1J0 412 331	87-393-R
60619644	32-477-B		
60619645	36-157-1	<b>BEDFORD</b>	
60620559	32-509-E	344 139	32-578-1
60624991	36-206-0	344 162	32-873-F
60656817	32-D18-F	9 961 942	32-802-0
60656819	36-A54-0	90 105 586	27-792-9
7 605 502	87-104-L	90 272 379	27-815-1
700 655	36-118-1	90 496 638	27-815-F
720 532	32-223-A	91 035 335	32-801-0
720 533	32-224-A		
82430666	87-200-A	<b>BMW</b>	
RS-60 570 731	87-104-R	1 090 215	36-681-F
RS-60 570 732	87-196-R	1 090 216	36-682-F
		1 090 457	36-613-A
		1 090 458	36-614-A
		1 090 463	36-641-F
		1 090 464	36-642-F
		1 090 713	32-189-A
		1 090 714	32-190-A
		1 090 717	32-557-F
		1 090 718	32-558-F
		1 091 411	36-B36-0
		1 091 412	36-B37-0
		1 091 421	32-330-A
		1 091 570	37-605-A
		1 091 570	37-606-A
		1 091 629	27-295-B
<b>Audi</b>			
1J0 513 353 A	87-404-A		
1J0 513 353 B	87-404-A		
1J0 513 353 C	87-404-A		
3B0 413 031	33-086-F		
3B0 413 031 H	33-087-F		
3B9 513 031 J	27-C11-F		
431 412 377 B	87-081-A		
441 413 031 N	32-402-F		
441 512 331	87-900-A		
441 513 031 C	32-115-F		
443 412 377	87-080-A		
445 513 031	32-124-0		

**Cross reference list / Liste de correspondances / Listado de equivalencias**

<b>Compare No. No. du const. du véhicule Ref. Constructor</b>	<b>Article No. No. de Référence Referencia</b>	<b>Compare No. No. du const. du véhicule Ref. Constructor</b>	<b>Article No. No. de Référence Referencia</b>
<b>BMW</b>		<b>BMW</b>	
1 091 630	27-304-F	1 134 446	36-B12-0
1 091 714	36-A62-A	1 134 447	36-B13-0
1 092 307	33-013-A	1 135 181	36-679-A
1 092 308	33-014-A	1 135 613	32-650-F
1 092 483	33-015-F	1 135 674	32-979-A
1 092 484	33-016-F	1 135 675	36-676-F
1 093 644	36-A60-A	1 135 888	27-974-F
1 094 041	36-A60-A	1 135 892	32-967-F
1 094 044	36-A62-A	1 138 155	32-227-F
1 094 046	37-627-A	1 138 156	32-228-F
1 094 188	27-B57-F	1 138 162	27-260-F
1 094 189	32-C02-F	1 138 787	36-B09-0
1 094 190	32-C01-F	1 138 788	36-B08-0
1 094 191	32-C04-F	1 139 103	32-039-A
1 094 192	32-C03-F	1 139 104	32-040-A
1 094 561	32-E83-A	1 139 413	36-769-A
1 094 562	32-E82-A	1 139 418	36-770-A
1 095 061	27-B56-F	1 139 419	36-771-F
1 095 096	37-628-D	1 139 420	36-772-F
1 095 911	32-E87-A	2 450 861	27-523-0
1 095 912	32-E86-A	31 33 1 091 709	87-618-A
1 096 848	36-A62-A	3133 1 090 467	87-386-A
1 096 858	36-A60-A	3133 1 090 611	87-135-A
1 096 859	36-A63-A	3133 1 091 708	87-372-A
1 096 863	36-A62-A	3133 1 092 885	87-386-A
1 096 864	36-A62-A	3133 1 110 195	87-138-A
1 112 018	32-939-0	3133 1 110 195	87-355-A
1 112 213	32-939-1	3133 1 112 644	87-138-A
1 113 773	27-060-1	3133 1 124 508	87-137-A
1 117 045	32-326-0	3133 1 134 901	87-150-A
1 118 528	32-201-0	3133 1 139 333	87-150-A
1 120 125	32-025-0	3133 1 139 452	87-137-A
1 122 004	32-053-0	3252 1 097 272	87-620-A
1 123 547	27-043-F	33 52 1 096 074	87-491-A
1 124 065	27-770-4	3352 1 090 309	87-259-A
1 124 102	32-753-0	3352 1 091 238	87-118-A
1 124 664	27-799-6	3352 1 091 710	87-116-A
1 125 275	32-836-0	3352 1 091 711	87-117-A
1 125 383	32-937-0	3352 1 092 362	87-115-A
1 125 420	32-833-0	3352 1 093 416	87-392-A
1 125 473	27-168-0	3352 1 094 091	87-118-A
1 125 474	27-079-0	3352 1 117 676	87-148-A
1 126 645	32-912-2	3352 1 125 554	87-136-A
1 128 250	32-076-0	3352 1 128 819	87-136-A
1 128 815	32-206-A	3352 1 137 972	87-115-A
1 128 988	32-208-A	3712 1 091 240	87-260-A
1 131 071	32-B84-F		
1 131 077	32-720-F		
1 131 395	32-468-A		
1 132 123	27-020-A		
1 132 487	32-383-A		
1 132 540	36-640-A		
1 132 705	36-B14-0		
1 132 706	36-B15-0		
1 133 231	27-008-F		
1 133 232	27-079-F		
1 133 517	32-839-F		
1 133 519	32-279-F		
		<b>Citroen</b>	
		05 983 928	32-866-0
		07 569 730	36-627-0
		5 490 754	27-791-0
		5035-19	87-415-L
		5035.38	87-413-L
		5202.K8	32-C84-0
		5202.P9	32-C87-0
		5202.Q1	32-C89-0
		5202.Q3	32-C88-0
		5202.Q5	32-C90-0
		5202.Z6	30-A58-0

Cross reference list / Liste de correspondances / Listado de equivalencias

Compare No. No. du const. du véhicule Ref. Constructor	Article No. No. de Référence Referencia	Compare No. No. du const. du véhicule Ref. Constructor	Article No. No. de Référence Referencia
<b>Citroen</b>		<b>Fiat</b>	
5202.Z7	30-A59-0	1314562080	32-D34-A
5206.E8	32-C85-0	1317535080	32-D36-A
5206.S6	32-F40-0	1317924080	32-D31-0
75 528 483	32-142-0	1317926080	32-D30-0
79 47 912 676	27-044-0	1318259080	32-D37-A
79 47 915 973	36-192-0	4 434 920	27-190-3
90 938 1267	36-603-1	4 434 924	27-935-0
94 55 304 219	32-641-0	4 434 926	27-146-9
95 494 099	27-747-0	4 434 926	27-520-3
95 533 624	27-321-0	4 434 931	27-512-9
95 533 625	32-361-0	4 434 932	32-866-0
95 584 959	32-776-0	4 439 194	36-603-1
96000265	27-A67-0	4 439 223	27-195-3
96083765	27-A66-0	4 443 917	27-123-0
96113426	32-A81-0	4 475 886	87-388-L
96113427	32-A82-0	44 008 95	87-173-A
96138781	36-192-0	4400905	27-194-4
96152062	32-A77-0	4434916	32-D21-A
96152064	32-A78-0	46406116	32-D22-A
96152113	32-A79-0	46406118	27-C16-A
96152114	32-A80-0	46407181	32-D23-A
96157190	32-A88-F	46407183	32-D25-A
96157191	32-A87-F	46407185	87-385-A
96157280	27-A67-F	46445246	33-067-A
97522605	32-C82-0	46455139	36-204-0
RS-5038-08	87-399-R	46455144	33-115-A
		46456412	32-D28-A
		46463129	87-385-A
		46469709	27-D54-0
		46517320	87-663-A
		46536244	27-593-9
		5 932 565	27-253-1
		5 950 893	27-961-2
		5 957 955	87-191-A
		5 960 254	87-388-A
		5 968 311	32-571-A
		5 984 022	32-570-0
		5 984 025	87-413-L
		5035.29	87-168-A
		5987114	87-104-L
		60 806 398	27-373-0
		7 073 011	27-367-0
		7 073 397	32-550-0
		7 543 566	27-542-D
		7 549 536	32-551-0
		7 562 124	36-627-0
		7 569 730	32-549-0
		7 576 729	27-462-1
		7 591 334	27-169-2
		7 592 912	27-603-0
		7 600 789	87-104-L
		7 605 502	27-231-F
		7 636 162	27-145-A
		7 638 138	32-295-A
		7 648 481	87-171-A
		7 667 087	32-522-A
		7 678 636	87-220-A
		7 683 363	87-221-A
		7 683 364	
<b>Daewoo</b>			
344 509	87-033-A		
96208556	32-578-1		
96246626	27-201-F		
<b>Daihatsu</b>			
48510-87717	27-071-0		
48510-87725	27-A36-0		
48510-87L04	27-C80-0		
48520-87717	27-072-0		
48520-87725	27-A37-0		
48520-87L04	27-C79-0		
48530-87713	27-946-0		
48530-87737	27-B45-0		
48531-87258	27-C78-0		
48531-87277	27-C81-0		
48540-87723	27-B44-0		
<b>Fiat</b>			
0439 0179	87-434-L		
130 7241 080	87-436-R		
130 7242 080	87-435-A		
1303672080	87-413-L		
1303682080	32-D32-A		
1303816080	32-D35-A		
1307241080	87-436-A		
1307242080	87-435-R		
131 1930 080	87-444-R		
131 1931 080	87-445-R		
13119 31080	87-445-A		
1311930080	87-444-A		
1312333080	32-D33-A		

**Cross reference list / Liste de correspondances / Listado de equivalencias**

<b>Compare No. No. du const. du véhicule Ref. Constructor</b>	<b>Article No. No. de Référence Referencia</b>	<b>Compare No. No. du const. du véhicule Ref. Constructor</b>	<b>Article No. No. de Référence Referencia</b>
<b>Fiat</b>		<b>Ford</b>	
7 683 364	87-221-A	6 112 404	87-228-L
7 690 030	32-295-D	6 135 067	27-909-0
7 695 195	27-C40-A	6 146 198	27-323-0
7 705 508	27-A91-0	6 150 276	87-397-L
7 719 070	36-152-0	6 150 277	87-397-A
7585005	36-109-0	6 162 560	27-323-F
7595878	27-A65-0	6 495 311	87-228-A
7606096	87-168-A	6 586 436	27-A53-A
7619437	32-476-A	6 591 492	27-A53-0
7635775	87-173-A	6 735 956	87-248-L
7685654	32-B26-0	6 763 456	87-016-A
7752626	32-B77-F	6 799 585	87-248-A
7775940	87-164-A	6 807 408	87-361-A
7777948	32-D26-A	6 838 725	87-249-A
7783497	32-805-A	6536461	27-B87-0
7797428	32-764-A	7 201 848	87-375-A
82 398 815	87-214-A	7 234 730	87-230-A
82 398 818	87-217-A	7 234 731	87-229-A
82 403 639	87-216-A	7 331 751	87-247-L
82 406 929	87-217-A	7385553	27-B84-F
82 419 981	87-216-A	7399376	27-B75-0
82 423 134	32-569-A	7399378	27-B76-0
82 435 708	32-592-0	7399380	27-B77-0
R-59 68311	87-388-R	83 BB 3K099 AB	87-228-L
RS-7 683 363	87-220-R	83 BB-18045-KB	32-138-F
RS-7 683 364	87-221-R	83 BB-18045-RB	32-138-0
<b>Ford</b>		83 BB-18080-GB	36-A14-0
1 002 513	87-266-L	85 BB 3K099 AA	87-397-L
1 013 794	87-267-A	85 BB 3K132 AA	87-397-A
1 023 587	87-263-A	85 GB-18045-CB	32-A48-F
1 038 180	27-C39-F	85 GB-18080-BC	27-379-0
1 044 166	87-266-A	85 GB-18080-EB	27-379-F
1 058 526	60-A08-0	87 BB-18080-AA	27-256-0
1 502 194	32-393-0	89 FB-18K076-DE	27-A29-0
1 575 712	32-705-0	89 FB-18K076-EC	27-A29-A
1 623 192	27-B03-F	89 FX-18045-HA	27-A52-A
1012355	27-B81-0	89 FX-18045-JA	27-A52-0
1012357	27-B84-0	90 BX-18045-BA	32-495-0
1018697	27-B72-0	90 BX-18045-CA	32-495-F
1018699	27-B71-0	90 BX-18080-CA	27-078-0
1018700	27-B73-0	91 AB 3K155 AB	87-228-A
1022130	27-B79-0	91 AB-18080-GB	27-B87-0
1034418	27-B69-0	91 AX-18045-CC	32-A68-0
1036846	27-B70-0	92 VB 3K155 AD	87-016-A
5 001 820	32-395-0	92 VX-18045-BB	32-A74-0
5 003 310	27-445-1	93 AB 3K099 AB	87-248-L
5 011 727	27-621-0	93 BB 18198 BC	87-249-A
5 011 842	27-B02-F	93 BB 3K155 AC	87-248-A
5 013 451	32-511-0	93 BB 3W015 BA	87-361-A
5 014 340	27-629-0	93 BB-18080-BD	46-A01-0
5 014 383	27-553-0	93 BX-18045-FB	32-A84-F
5 014 729	27-553-F	93 BX-18K076-CE	32-A85-0
5 016 021	27-408-0	93 BX-18K076-DF	32-A85-F
5 016 024	27-421-0	93 BX-18K076-KC	32-A86-F
5 024 150	32-A64-0	95 AB 3K099 AB	87-247-L
5031011	27-B78-0	95 AB 5789 AA	87-230-A
6 018 881	27-854-1	95 AB 5789 BA	87-229-A
6 020 129	27-853-1	95 AB-18045-NB	27-B77-0

Cross reference list / Liste de correspondances / Listado de equivalencias

Compare No. No. du const. du véhicule Ref. Constructor	Article No. No. de Référence Referencia	Compare No. No. du const. du véhicule Ref. Constructor	Article No. No. de Référence Referencia
<b>Ford</b>		<b>Isuzu</b>	
95 AB-18045-PA	27-B76-0	8-94124-5480	46-A18-0
95 AB-18K076-CD	27-B84-0	<b>LADA</b>	
95 AB-18K076-DC	27-B84-F	120-40-06798	36-C05-0
95 AX-18045-BE	27-B78-0	120-40-06799	36-C06-0
95 AX-18045-HE	27-B75-0	2108-290 5003	32-869-F
95 AX-18K076-CD	27-B81-0	<b>Lancia</b>	
95 AX-18K076-KD	27-B79-0	131 1930 080	87-444-R
95 VW 3K031 AA	87-375-A	131 1931 080	87-445-R
95 VW 3K031 AA	87-398-L	46403531	32-511-A
96 FB 18198 AG	87-263-A	46405781	32-295-A
96 FB 3K099 AB	87-266-L	46414480	32-110-A
96 FB 3K155 AG	87-267-A	46444663	32-476-B
96 FB-18K076-DA	27-B73-0	46448418	32-D39-A
96 FX-18045-AL	27-B71-0	46452194	36-209-0
96 FX-18045-HB	27-B72-0	46468545	32-D38-A
97 BG-18080-AA	36-A40-P	46477516	32-D40-A
97 BG-18K077-AA	60-209-0	5 967 923	27-603-0
97 FB 3K155 BA	87-266-A	5 995 557	27-A51-0
97 KB-18K076-AF	27-B70-0	5 995 559	27-A50-0
97 KX-18045-BC	27-B69-0	5035.29	87-413-L
A 830X-18045-HA	27-137-1	5981774	27-B43-0
RS-1 013 794	87-267-R	60 806 398	87-104-L
RS-1 039 001	87-268-R	60 81 13 73 S	87-221-R
RS-1 044 166	87-266-R	60 81 13 82 S	87-220-R
RS-357 412 331	87-375-R	60 811 372	87-220-A
RS-6 150 277	87-397-R	60 811 373	87-221-A
RS-6 150 277	87-414-R	7 569 283	87-109-A
RS-6 161 336	87-246-R	7 605 502	87-104-L
RS-6 459 311	87-228-R	7 765 188	87-109-A
RS-6 799 585	87-248-R	76 83 36 3	87-220-A
RS-7 201 848	87-375-R	76 83 36 4	87-221-A
RS-7 350 847	87-247-R	82 351 908	27-173-1
V 97 FB 3K155 A	87-268-A	82 365 366	27-641-0
V95AG18080CA	60-A22-0	82 365 667	27-195-3
V97 VW-18080-AA	60-A08-0	82 398 815	87-214-A
<b>Honda</b>		82 398 818	87-217-A
51601-SB2-934	27-A04-A	82 403 639	87-216-A
51602-SB2-934	27-A05-A	82 406 929	87-217-A
51605-SB0-034	30-050-A	82 411 161	27-838-1
51605-SH3-905	27-B96-F	82 411 162	27-837-1
51606-SAO-927	27-A01-0	82 419 981	87-216-A
51606-SH3-905	27-B97-F	82 434 784	32-682-A
51921-SA5-003	87-447-R	82 434 788	32-682-B
52610-SB2-004	27-A06-A	82 435 706	32-592-0
52611-SAO-641	27-A02-0	82 439 769	27-624-F
52611-SH3-004	30-057-A	82 439 770	27-623-F
52611-SH3-B12	30-059-A	RS-7 683 363	87-220-R
52611-SH9-004	30-054-A	RS-7 683 364	87-221-R
52611-SH9-A03	30-065-A	<b>Mazda</b>	
52620-SAO-024	27-A03-0	1 002 513	87-266-L
52631-627-014	87-449-R	1 023 587	87-263-A
52725-SK3-000	87-448-R	1E00-28-700	27-B73-0
<b>Hyundai</b>		1E00-34-390	87-267-A
55310-29000	87-450-A	1E04-34-910	27-B71-0
55320-29000	87-451-A	1E12-34-910	27-B72-0
<b>Isuzu</b>		8240-34-960 A	27-989-5



**Cross reference list / Liste de correspondances / Listado de equivalencias**

<b>Compare No. No. du const. du véhicule Ref. Constructor</b>	<b>Article No. No. de Référence Referencia</b>	<b>Compare No. No. du const. du véhicule Ref. Constructor</b>	<b>Article No. No. de Référence Referencia</b>
<b>Mazda</b>		<b>Mercedes Benz</b>	
96 FB 18198 AG	87-263-A	126 323 15 00	36-090-1
96 FB 3K099 AB	87-266-L	126 326 09 00	46-016-1
B001-28-390-A	87-455-A	129 320 00 31	36-A50-0
B01C-28-700	32-C50-A	129 320 03 30	36-A48-A
B01C-28-900	32-C51-A	129 320 12 30	36-A49-A
B01C-34-380	87-461-R	129 320 13 13	36-B26-0
B01C-34-700	32-C48-A	140 320 41 13	36-B16-0
B01C-34-900	32-C49-A	140 320 44 13	36-B17-0
B048-28-700	32-204-0	140 320 99 13	36-B25-0
B048-28-900	32-205-0	140 323 21 00	36-A10-0
BC1D-28-700	32-C42-A	140 326 14 00	46-A02-0
BC1D-28-900	32-C43-A	170 323 01 00	36-A42-0
BC1D-34-700	32-C40-A	170 326 07 00	36-A43-0
BC1D-34-900	32-C41-A	201 320 05 13	36-B04-0
D001-34-700A	27-C87-0	201 320 07 44	87-009-A
D001-34-900A	27-C86-0	201 320 08 13	36-B05-0
E7GZ-18183-A	87-454-A	201 320 24 44	87-009-A
F32Z-18192-A	87-457-A	201 320 42 30	36-612-B
F32Z-18192-B	87-456-A	201 320 44 30	36-612-C
F32Z-18198-BA	87-452-R	201 326 10 00	36-119-1
FO2Z-18192-A	87-453-A	201 326 11 00	36-A05-0
G030-28-380-A	87-459-A	202 320 11 13	36-B18-0
G030-28-390-A	87-458-A	202 320 12 13	36-B19-0
G148-28-900A	32-D17-0	202 320 20 30	36-A51-0
G148-34-700B	32-A09-0	202 323 07 00	36-A12-0
G148-34-900B	32-A10-0	202 323 11 00	36-A11-0
GN64-34-380	87-462-R	202 323 36 00	36-A44-0
HA01-28-700	32-A15-A	202 326 09 00	36-A13-0
HA01-34-700	32-A13-0	202 326 28 00	36-A45-0
HA01-34-900	32-A14-0	202 326 29 00	36-A46-0
NA01-28-380B	87-460-A	210 320 00 31	36-A18-0
RS-1 013 794	87-267-R	210 320 02 30	36-A17-0
RS-1E00-34-930	87-267-R	210 320 02 30	36-A17-0
S085-28-700	27-C94-0	210 320 02 31	36-A20-0
S091-99-281	27-C10-0	210 320 04 30	36-A19-0
		210 320 04 30	36-A19-0
		210 320 04 30	36-A19-0
		210 320 05 30	36-A21-0
		210 320 05 30	36-A21-0
		210 320 21 13	36-B20-0
		210 320 21 13	36-B20-0
		210 320 22 13	36-B21-0
		210 320 27 13	36-B22-0
		210 320 27 13	36-B22-0
		210 320 29 13	36-B23-0
		210 320 30 13	36-B24-0
		601 320 04 30	32-B79-0
		601 320 07 30	27-797-0
		601 320 12 31	27-796-0
		602 320 08 31	32-B80-0
		631 320 09 31	27-A47-0
		631 320 10 31	27-A44-0
		631 320 16 30	27-A45-0
		631 320 17 30	27-A46-0
		638 323 03 20	87-391-A
		638 323 04 20	87-391-A
		638 326 11 00	36-A47-P
		638 981 01 20	87-391-L
		638 981 01 20	87-391-R
<b>Mercedes Benz</b>			
003 323 50 00	32-F83-0		
003 326 13 00	32-F82-0		
003 326 88 00	32-F89-0		
004 323 09 00	32-F87-0		
005 323 31 00	32-F88-0		
005 323 42 00	32-F81-0		
107 323 04 00	36-085-2		
115 326 30 00	46-016-4		
116 320 45 13	36-B01-0		
123 320 07 13	36-B03-0		
123 320 11 13	36-B02-0		
123 323 28 00	36-078-1		
123 326 16 00	46-016-0		
123 326 17 00	46-016-6		
124 320 07 13	36-B06-0		
124 320 08 13	36-B27-0		
124 320 10 13	36-B07-0		
124 320 12 13	36-B28-0		
124 320 14 44	87-010-A		
124 320 57 30	36-111-B		
124 326 09 00	36-120-1		
124 326 10 00	36-A06-0		

Cross reference list / Liste de correspondances / Listado de equivalencias

Compare No. No. du const. du véhicule Ref. Constructor	Article No. No. de Référence Referencia	Compare No. No. du const. du véhicule Ref. Constructor	Article No. No. de Référence Referencia
<b>Mercedes Benz</b>		<b>Nissan</b>	
903 320 01 30	36-A27-B	56203-01B29	27-A08-0
904 320 19 30	36-A29-B	56205-D4126	30-022-A
904 326 01 00	32-B71-0	56210-01N25	30-A05-0
RS-638 323 04 2	87-391-R	56210-16C26	27-C99-0
<b>Mitsubishi</b>		56210-21J25	32-F75-A
MB109197	27-959-5	56210-25A27	27-A21-0
MB111226	32-A18-A	56210-31L27	32-109-5
MB176212	32-A17-0	56210-31L27	36-A38-0
MB242338	27-A35-0	56210-31M26	27-A11-A
MB303740	30-018-0	56210-45G25	36-C11-0
MB338679	27-C66-A	56210-50W25	27-C10-0
MB430190	30-017-0	56210-82N25	27-A84-A
MB430997	30-036-A	56210-9C126	32-E37-0
MB631341	30-010-0	56210-G9825	46-A35-0
MB631342	30-010-A	<b>Opel</b>	
MB891073	32-C11-F	22 012 328	27-401-F
MB891074	32-C12-F	22 061 738	27-683-F
MB891745	32-C13-F	342 098	27-589-1
MB891746	32-C14-F	342 196	27-444-0
MR112095	32-E29-0	344 139	32-578-1
MR112382	27-C93-0	344 140	32-804-F
MR112385	27-C95-0	344 162	32-873-F
MR151565	27-C94-0	344 173	32-597-F
MR151566	27-C96-0	344 216	32-A71-0
MR235612	27-C92-A	344 505	87-023-L
MT141246	30-016-0	344 507	87-396-A
T141620	27-C25-0	344 508	87-032-A
<b>Nissan</b>		344 509	87-033-A
54302-24E25	32-A46-0	344 511	87-023-A
54302-58A25	27-A24-0	344 513	87-584-A
54302-78N25	27-A83-A	344 514	87-584-A
54302-M7002	27-988-5	344 515	87-034-L
54303-04B89	27-A92-0	344 516	87-034-L
54303-24E25	32-A47-0	344 517	87-035-A
54303-58A25	27-A25-0	344 519	87-395-A
54303-78N25	27-A82-A	344 522	87-396-A
54320-50A00	87-466-A	344 523	87-373-A
54320-50A00	87-468-R	344 525	87-394-A
54320-50Y12	87-465-R	436 023	27-814-F
55302-58J26	32-B04-A	436 237	32-D42-F
55302-70A26	27-A22-0	436 479	27-794-9
55302-70J26	32-B02-A	436 561	32-574-0
55303-11E25	27-A31-0	436 586	30-006-0
55303-58A28	27-A23-0	436 593	27-817-F
55303-58J26	32-B03-A	436 596	27-201-F
55303-70J26	32-B01-A	436 599	27-201-0
55303-D1128	27-132-5	4500240	32-D69-A
55320-50Y12	87-463-A	4500243	32-D72-A
55320-D5011	87-464-A	9 151 161	32-D07-F
56110-22J25	32-F74-A	9 156 159	32-D05-F
56110-35G25	36-C10-0	9 156 160	32-D06-F
56110-46G25	46-A13-0	9 156 162	32-D08-F
56110-61L25	32-A41-A	90 007 588	27-116-0
56110-90J87	32-A99-A	90 105 586	27-792-9
56110-D1125	27-230-5	90 113 105	32-803-0
56110-G9802	46-A34-0	90 121 275	87-023-L
56110-H8526	27-237-5	90 141 525	32-891-0
		90 166 421	27-683-0

**Cross reference list / Liste de correspondances / Listado de equivalencias**

<b>Compare No. No. du const. du véhicule Ref. Constructor</b>	<b>Article No. No. de Référence Referencia</b>	<b>Compare No. No. du const. du véhicule Ref. Constructor</b>	<b>Article No. No. de Référence Referencia</b>
<b>Opel</b>		<b>Peugeot</b>	
90 184 755	87-032-A	5202.J2	32-D31-0
90 184 756	87-033-A	5202.P6	32-C96-F
90 188 187	32-409-0	5202.Q0	32-C87-0
90 193 743	32-118-F	5202.Q2	32-C89-0
90 216 587	32-804-0	5202.Q4	32-C88-0
90 272 379	27-815-1	5202.Q5	32-F04-0
90 288 206	87-023-A	5202.Q6	32-646-A
90 304 467	32-597-0	5202.Q6	32-C90-0
90 305 928	27-401-0	5202.R6	32-F03-0
90 345 330	87-035-A	5202.S9	32-C84-0
90 345 745	32-412-F	5202.W4	32-E95-0
90 350 741	27-140-0	5202.X6	30-A98-A
90 373 563	27-140-F	5202.X7	30-A97-A
90 443 255	32-308-0	5202.Y8	32-E99-0
90 4443 255	32-309-0	5202.Y9	32-E98-0
90 445 208	87-395-A	5203.13	36-627-0
90 496 638	27-815-F	5203.19	32-A30-0
90 512 328	32-D42-F	5205.75	32-343-0
90 539 841	60-A28-0	5205.93	32-A60-0
91 038 797	27-590-0	5205.99	32-774-0
RS-344 505	87-023-R	5206.07	32-045-0
RS-344 514	87-034-R	5206.10	36-192-0
RS-344 518	87-035-R	5206.20	32-776-0
<b>Peugeot</b>		5206.29	32-866-0
3643.94	27-094-0	5206.31	32-492-0
5035-18	87-415-R	5206.32	36-193-0
5035-18E	87-415-A	5206.42	32-A61-0
5035-23	87-415-L	5206.54	32-A38-0
5035-27	87-415-L	5206.59	32-549-0
5035-32	87-416-L	5206.60	27-A67-F
5035.17	87-434-L	5206.65	32-A32-0
5035.29	87-413-L	5206.83	27-A70-0
5038.08	87-399-A	5206.85	27-A71-0
5038.16	87-444-R	5206.90	27-A66-0
5038.17	87-445-R	5206.92	27-865-0
5038.18	87-436-A	5206.E7	32-C85-0
5038.18	87-436-R	5206.F0	32-D94-0
5038.19	87-435-A	5206.H4	32-C97-0
5038.19	87-435-R	5206.H4	32-C97-0
5201.48	32-A59-0	5206.J1	32-D35-A
5201.76	32-139-0	5206.P8	32-D32-A
5201.88	32-A63-0	5206.Q4	32-F01-0
5201.93	36-603-1	5206.Q8	32-646-A
5202.18	27-980-0	RS-5038-08	87-399-R
5202.30	27-997-0	<b>Porsche</b>	
5202.C1	32-A65-0	911.333.051.53	32-250-F
5202.C2	32-A66-0	911.341.913.00	32-949-5
5202.F6	32-C82-0	911.341.913.04	32-388-F
5202.F8	32-A79-0	911.341.913.06	32-336-F
5202.G0	32-A80-0	914.341.903.00	32-057-5
5202.G3	32-A88-F	928.333.051.16	32-428-B
5202.G3	32-A88-F	951.333.032.06	27-153-F
5202.G4	32-A87-F	964.333.051.05	32-166-C
5202.G4	32-A87-F	964.343.041.04	36-667-H
5202.G5	32-A87-0	964.343.042.04	36-668-H
5202.G6	32-A88-0	965.343.041.00	36-667-G
5202.H4	32-C83-0	965.343.042.00	36-668-G
5202.J0	32-D30-0		

Cross reference list / Liste de correspondances / Listado de equivalencias

Compare No. No. du const. du véhicule Ref. Constructor	Article No. No. de Référence Referencia	Compare No. No. du const. du véhicule Ref. Constructor	Article No. No. de Référence Referencia
<b>Renault</b>		<b>Renault</b>	
60 01 025 850	87-384-L	7700 830 493	32-C26-0
6001 022 176	32-A39-0	7700 839 378	32-E67-0
6025 003 668	32-747-0	7700 840 636	32-C29-0
6025 006 538	32-A50-0	7701 349 131	27-857-1
6025 006 619	32-751-0	7701 461 057	32-773-0
6025 102 428	36-A08-A	7702 104 095	32-095-1
77 00 757 324	87-434-A	7702 107 312	27-076-0
77 00 760 571	87-400-A	7702 144 502	32-922-5
77 00 780 875	87-383-A	7702 145 029	32-117-0
77 00 795 187	87-412-A	7702 146 637	27-A19-0
77 00 797 666	87-383-L	RS-77 00 757 69	87-411-R
77 00 800 107	87-384-L	RS-77 00 760 57	87-400-R
77 00 803 635	87-430-L	RS-77 00 777 65	87-383-R
77 00 824 022	87-383-L	RS-77 00 795 18	87-412-R
77 00 827 435	87-384-A	RS-7700 827 435	87-384-R
77 00 827 435	87-942-A	RS-7700 827 436	87-401-R
77 00 827 436	87-401-A		
77 00 827 436	87-943-A		
77 00 840 056	87-402-A	<b>Rover</b>	
77 00 846 916	87-402-A	GSA 130	27-031-9
7700 310 097	32-F05-0	GSA 190	32-560-0
7700 423 726	32-E70-0	GSA 388	27-030-9
7700 423 728	32-E71-0	GSA130	27-031-9
7700 423 729	32-E72-0	GSA190	32-560-0
7700 426 693	32-E69-0	GSA388	27-030-9
7700 535 291	27-985-9	<b>STEYR (STEYR-DAIMLER-PUCH AG)</b>	
7700 707 944	32-845-0	721.154.056.0	32-F87-0
7700 709 101	32-A62-0		
7700 719 593	36-631-0	<b>Saab</b>	
7700 719 594	36-632-0	41 06 969	87-603-A
7700 721 299	27-265-0	4194254	60-168-0
7700 722 469	32-126-0	4199915	32-B53-F
7700 729 343	36-092-0	42411931	32-B56-F
7700 729 915	32-970-3	4646535	32-B57-F
7700 732 743	27-981-0	737299	27-111-9
7700 733 849	36-189-0	8950743	36-187-0
7700 733 850	32-A40-0	8954026	32-A67-F
7700 734 439	32-C23-F	8994915	27-022-9
7700 736 784	32-313-0	9102799	36-082-1
7700 753 902	36-126-0	9213777	36-081-1
7700 789 511	32-A34-0		
7700 789 513	32-A33-0	<b>Seat</b>	
7700 789 515	32-589-0	191 412 329	87-288-A
7700 790 248	36-191-0	191 413 031 H	27-A58-0
7700 791 601	36-A72-0	191 513 033	27-215-0
7700 792 617	32-A35-0	191 513 033 D	27-215-1
7700 796 963	36-A02-F	1J0 513 353 A	87-404-A
7700 796 964	36-A01-F	1J0 513 353 B	87-404-A
7700 802 609	36-197-0	1J0 513 353 C	87-404-A
7700 803 442	27-A56-F	3 897 542	27-194-4
7700 807 873	27-A30-0	3 945 594	27-478-F
7700 821 057	27-A64-0	3 945 599-0	27-935-0
7700 821 058	27-A63-A	357 412 331 A	87-375-A
7700 821 071	27-C38-A	4 182 262	27-593-9
7700 823 129	27-A55-0	4400905	87-173-A
7700 823 130	27-A54-0	6K0 413 031 C	32-A69-F
7700 824 119	32-C28-0	6K0 413 031 E	32-B66-0
7700 830 490	32-C27-0	6K0 413 031 F	32-B76-0
		6K0 513 031 D	27-B22-F

**Cross reference list / Liste de correspondances / Listado de equivalencias**

<b>Compare No. No. du const. du véhicule Ref. Constructor</b>	<b>Article No. No. de Référence Referencia</b>	<b>Compare No. No. du const. du véhicule Ref. Constructor</b>	<b>Article No. No. de Référence Referencia</b>
<b>Seat</b>		<b>Suzuki</b>	
6KO 413 031 B	27-A58-F	41802-61G10	32-C75-A
6N0 412 331	87-398-A	41810-60A01	87-470-A
6N0 412 331 A	87-398-A	41910-60E00	87-472-A
7M0 412 331	87-375-A	<b>Talbot</b>	
823 412 249	87-083-L	00 17 571 000	27-782-0
HB 160 101 00	27-195-3	58 872 E	27-781-0
RS-021 156 228	87-374-R	97 90 000 980	27-094-0
RS-1J0 412 331	87-393-R	97 90 034 680	32-142-0
RS-1J0 412 331	87-393-R	<b>Toyota</b>	
RS-357 412 331	87-375-R	48071-12140	87-476-A
RS-6N0 412 331	87-398-R	48072-12140	87-477-A
RS-6N0 412 331	87-398-R	48072-20020	87-486-A
RS-7M0 412 331	87-375-R	48500-29275	30-A01-0
SE 021 156 017	87-083-L	48500-29585	27-B65-A
SE 021 156 202	27-625-0	48510-05010	32-D67-A
SE 021 156 202	27-A61-0	48510-10120	27-A14-A
SE 021 156 228	87-374-A	48510-12210	27-225-5
SE 023 156 202	27-870-0	48510-12530	27-B53-F
SE 023 157 200	27-065-0	48510-12840	32-B13-A
SE 028 156 220	27-A57-0	48510-16120	27-A16-0
SE 141 156 220	27-961-2	48510-19435	32-E51-A
SE 141 156 228	87-173-A	48510-20270	30-023-A
SE 141 156 615	27-253-1	48510-20770	32-B06-A
SE024156615A	27-D20-0	48510-20770	32-B06-A
<b>Skoda</b>		48510-29095	32-C21-F
113 495 000	30-008-0	48511-29135	30-016-0
1J0 513 353 A	87-404-A	48511-69185	32-F79-A
1J0 513 353 B	87-404-A	48511-69295	32-F78-A
1J0 513 353 C	87-404-A	48520-05010	32-D68-A
1U0 413 031	32-E14-0	48520-10080	27-956-5
441 075 803 116	27-899-0	48520-12200	27-746-F
443 621 247 001	30-009-0	48520-12360	32-872-F
443 621 251 010	27-B48-0	48520-12400	27-A33-A
RS-1J0 412 331	87-393-R	48520-12400	27-B54-F
RS-1J0 412 331	87-393-R	48520-12430	32-A42-A
<b>Subaru</b>		48520-12630	32-B12-A
20310KC020	27-D02-A	48520-19155	32-E50-A
20310KC030	27-D01-A	48520-20630	30-028-A
20360KC120	27-D04-A	48520-20760	32-B09-A
20360KC130	27-D03-A	48520-20770	32-B05-A
20360KC270	27-D05-A	48520-20770	32-B05-A
20370-AA-200	87-469-A	48520-29025	32-C20-F
7210-22060	27-C13-A	48520-32080	32-D47-A
<b>Suzuki</b>		48520-49025	32-C80-A
41601-60A00	30-047-A	48530-10010	27-A15-A
41601-60G60	32-C72-A	48530-10110	27-A87-A
41601-84310	27-B62-0	48530-12040	27-033-A
41601-85202	32-C76-0	48530-12220	32-A43-A
41602-60A00	30-048-A	48530-12570	32-B15-A
41602-60G60	32-C73-A	48530-16051	27-A17-A
41602-84310	27-B63-0	48530-19095	27-D10-A
41602-85202	32-C77-0	48530-19645	27-D11-A
41700-80000	46-A12-0	48530-20050	32-A26-A
41710-60B00	87-471-R	48530-20160	32-D10-A
41800-78041	30-005-0	48530-20370	32-D12-A
41801-61G10	32-C74-A	48530-20530	32-E02-A
		48530-20770	32-B08-A

Cross reference list / Liste de correspondances / Listado de equivalencias

Compare No. No. du const. du véhicule Ref. Constructor	Article No. No. de Référence Referencia	Compare No. No. du const. du véhicule Ref. Constructor	Article No. No. de Référence Referencia
<b>Toyota</b>		<b>Vauxhall</b>	
48530-20770	32-B08-A	344 523	87-373-A
48530-2B070	32-B11-A	344 525	87-394-A
48530-32040	32-A22-A	90 121 275	87-023-L
48531-19685	32-658-5	90 184 755	87-032-A
48531-19685	36-A37-0	90 184 756	87-033-A
48531-26220	27-C64-A	90 288 206	87-023-A
48531-27110	30-A06-0	90 345 330	87-035-A
48531-29266	27-C10-0	90 445 208	87-395-A
48531-49085	27-B66-A	RS-344 505	87-023-R
48531-49115	27-D12-A	RS-344 514	87-034-R
48531-69335	32-G01-A	RS-344 518	87-035-R
48531-80054	27-782-0	<b>Volkswagen</b>	
48531-80117	27-B68-A	171 412 329 A	87-286-A
48531-80129	27-B67-A	175 412 329 A	87-286-A
48531-80298	32-E64-A	176 412 329	87-288-A
48531-80419	32-E63-A	191 412 329	87-288-A
48531-80459	32-E65-A	1J0 513 353 A	87-404-A
48540-12040	27-034-A	1J0 513 353 B	87-404-A
48540-12160	32-A44-A	1J0 513 353 C	87-404-A
48540-12510	32-B14-A	357 412 329	87-285-A
48540-16051	27-A18-A	357 412 331 A	87-375-A
48540-20050	32-A27-A	4D0 412 377 F	87-433-A
48540-20160	32-D11-A	6N0 412 331	87-398-A
48540-20370	32-D13-A	6N0 412 331 A	87-398-A
48540-20530	32-E03-A	7M0 412 331	87-375-A
48540-20770	32-B07-A	811 412 323 C	87-083-R
48540-20770	32-B07-A	811 412 323 D	87-083-R
48540-2B070	32-B10-A	811 412 355 D	87-299-A
48540-32041	32-A23-A	811 419 809	87-299-A
48540-32120	30-025-A	861 412 323 A	87-078-A
48603-12010	87-473-A	871 412 323 A	87-287-A
48609-01040	87-484-A	8E0 512 121 C	87-423-A
48609-12100	87-474-A	8E0 512 121 E	87-423-A
48609-12151	87-483-A	961 412 323 A	87-078-A
48609-16010	87-485-A	RS-1J0 412 331	87-393-R
48609-16040	87-478-A	RS-1J0 412 331	87-393-R
48609-16140	87-487-A	RS-357 412 331	87-375-R
48609-20090	87-479-A	RS-6N0 412 331	87-398-R
48609-28010	87-488-A	RS-6N0 412 331	87-398-R
48609-33011	87-489-R	RS-7M0 412 331	87-375-R
48750-12020	87-482-A	<b>Volvo</b>	
48750-16080	87-490-R	09461524-2	87-440-A
48750-16110	87-475-A	1272127	60-160-0
48750-32040	87-480-A	1272875	27-317-1
48750-32070	87-481-A	1330702	27-410-0
<b>Vauxhall</b>		271687	27-B42-A
344 505	87-023-L	273705	32-327-F
344 507	87-396-A	273988	32-870-1
344 508	87-032-A	274042	32-135-1
344 509	87-033-A	276479	27-447-9
344 511	87-023-A	283084	32-327-4
344 513	87-584-A	3266405-4	87-083-L
344 514	87-584-A	3298139	27-380-0
344 515	87-034-L	3298458	32-882-3
344 516	87-034-L	34110700	87-383-L
344 517	87-035-A	3446881	27-097-B
344 519	87-395-A	3546189	87-424-A
344 522	87-396-A		

**Cross reference list / Liste de correspondances / Listado de equivalencias**

Compare No. No. du const. du véhicule Ref. Constructor	Article No. No. de Référence Referencia
--	---

**Volvo**

3546238-1	87-439-A
446880	32-B58-0
688250	27-759-9
688252	27-758-9
9140391	60-166-4
9169420	36-A30-P
9169421	36-A31-P
9173203	87-439-A
9191419	32-C10-0

Compare No. No. du const. du véhicule Ref. Constructor	Article No. No. de Référence Referencia
--	---

Article No. No. de Référence Referencia	Page page N° Página	Manufacturer Marque Ref. Constructor
22-489-9	451	Volkswagen
22-643-9	420 421 448	Volkswagen
22-781-9	420 421	Volkswagen
22-794-9	190 191 201 202 203 206	Mercedes Benz
22-804-0	39	BMW
22-819-1	21 30 31 32 33 35 36	Audi
22-830-0	39 40 41 42 43	BMW
22-856-0	188 189 191 192 193 194	Mercedes Benz
27-229-1	406 407 408 418 443 444 445	Volkswagen
27-545-P	3 8 9	Alfa Romeo
27-961-6	93 94	Fiat
27-961-6	329 330 331	Seat
27-B87-0	125	Ford
27-B94-F	151 152 153 155 156	Honda
27-C01-A	152 154 155	Honda
27-C02-A	152 154 155	Honda
27-C03-A	152 154 155	Honda
27-C13-A	343	Subaru
27-C30-A	216	Mitsubishi
27-C39-F	139	Ford
27-C41-A	44 45 46 47 48 49 50	BMW
27-C41-F	49 50	BMW
27-C42-A	50	BMW
27-C44-A	150 151	Honda
27-C44-A	315	Rover
27-C45-A	150 151	Honda
27-C45-A	315	Rover
27-C46-0	265 266 267 268 269 270 270 271 271	Peugeot

**New to range / Nouveaux produits / Nuevas referencias**

Article No. No. de Référence Referencia	Page page N° Página	Manufacturer Marque Ref. Constructor
27-C46-F	265 266 267 268 269 270 270 271 271	Peugeot
27-C47-0	266 267 268 269	Peugeot
27-C47-F	266 267 268 269	Peugeot
27-C49-0	406	Volkswagen
27-C50-0	124 125	Ford
27-C53-A	177	Mazda
27-C54-A	177	Mazda
27-C55-A	164	Kia
27-C55-A	177	Mazda
27-C56-A	164	Kia
27-C56-A	177	Mazda
27-C57-A	315 316	Rover
27-C58-A	315 316	Rover
27-C59-A	156	Honda
27-C60-A	156	Honda
27-C61-A	153 156	Honda
27-C62-A	153 156	Honda
27-C63-A	383	Toyota
27-C64-A	380 386 387	Toyota
27-C65-0	224	Nissan
27-C66-A	159	Hyundai
27-C66-A	211 212 217	Mitsubishi
27-C67-A	8	Alfa Romeo
27-C68-A	8	Alfa Romeo
27-C69-A	169	Lancia
27-C72-A	314	Rover
27-C73-A	315	Rover
27-C74-A	315	Rover
27-C75-A	315 316	Rover
27-C76-0	84	Daihatsu
27-C77-0	84	Daihatsu
27-C78-0	84	Daihatsu
27-C79-0	85	Daihatsu
27-C80-0	85	Daihatsu
27-C81-0	85	Daihatsu

New to range / Nouveaux produits / Nuevas referencias

Article No. No. de Référence Referencia	Page page Nº Página	Manufacturer Marque Ref. Constructor
27-C82-A	84	Daihatsu
27-C83-A	84	Daihatsu
27-C84-A	150 151	Honda
27-C85-A	150 151	Honda
27-C86-0	164	Kia
27-C86-0	177	Mazda
27-C87-0	164	Kia
27-C87-0	177	Mazda
27-C88-0	164	Kia
27-C89-A	164	Kia
27-C90-A	186	Mazda
27-C91-A	186	Mazda
27-C92-A	213	Mitsubishi
27-C93-0	216 218	Mitsubishi
27-C94-0	187	Mazda
27-C94-0	216	Mitsubishi
27-C95-0	216 218	Mitsubishi
27-C96-0	216 218	Mitsubishi
27-C98-0	85	Daihatsu
27-C98-0	235	Nissan
27-C99-0	235	Nissan
27-D01-A	343	Subaru
27-D02-A	343	Subaru
27-D03-A	343	Subaru
27-D04-A	343	Subaru
27-D05-A	343	Subaru
27-D06-A	343	Subaru
27-D07-A	346 347	Suzuki
27-D08-A	346 347	Suzuki
27-D09-A	383 385	Toyota
27-D10-A	376 377	Toyota
27-D11-A	376 377	Toyota
27-D12-A	384	Toyota
27-D13-A	454	Volvo
27-D13-F	454	Volvo
27-D14-F	454	Volvo
27-D20-0	330 331	Seat
27-D22-A	77	Citroen
27-D22-A	341	Subaru
27-D23-A	341	Subaru
27-D24-A	341	Subaru
27-D25-A	341	Subaru
27-D26-A	344	Suzuki
27-D27-A	344	Suzuki
27-D28-A	351	Toyota
27-D29-A	351	Toyota
27-D30-A	351	Toyota
27-D31-A	351	Toyota
27-D32-0	341	Subaru
27-D33-0	341	Subaru

Article No. No. de Référence Referencia	Page page Nº Página	Manufacturer Marque Ref. Constructor
27-D34-A	153 154	Honda
27-D35-A	153 154	Honda
27-D36-A	219	Nissan
27-D37-A	225	Nissan
27-D38-A	225	Nissan
27-D39-A	157	Honda
27-D40-A	157	Honda
27-D41-A	385	Toyota
27-D42-A	380 381	Toyota
27-D43-A	380 381	Toyota
27-D44-0	380 381	Toyota
27-D45-0	380 381	Toyota
27-D46-A	85	Daihatsu
27-D52-A	318	Saab
27-D53-A	318	Saab
27-D54-0	97 98	Fiat
27-D54-F	97 98	Fiat
27-D55-A	240	Opel
27-D55-F	240	Opel
27-D56-A	239 240	Opel
27-D56-A	392	Vauxhall
27-D56-F	239 240	Opel
27-D56-F	392	Vauxhall
27-D60-A	346	Suzuki
27-D61-A	346	Suzuki
27-D62-A	158	Hyundai
27-D63-A	158	Hyundai
27-D64-A	348	Suzuki
27-D65-A	348	Suzuki
27-D66-A	348	Suzuki
27-D67-A	382	Toyota
27-D68-0	158	Hyundai
27-D72-A	130	Ford
27-D72-F	130	Ford
27-D74-F	139	Ford
27-D84-A	95	Fiat
27-D84-F	95	Fiat
27-D85-A	131	Ford
27-D85-F	131	Ford
27-D86-A	258	Opel
27-D86-F	258	Opel
27-D89-A	219	Nissan
27-D99-A	16	Audi
27-E01-A	16	Audi
30-031-A	186	Mazda
30-067-A	153 154 155	Honda
30-067-A	314 315 316 317	Rover
30-A34-A	156 157	Honda
30-A57-0	97	Fiat
30-A57-F	97	Fiat



## New to range / Nouveaux produits / Nuevas referencias

Article No. No. de Référence Referencia	Page page Nº Página	Manufacturer Marque Ref. Constructor	Article No. No. de Référence Referencia	Page page Nº Página	Manufacturer Marque Ref. Constructor
30-A58-0	78	Citroen	32-E08-A	169	Lancia
30-A58-F	78	Citroen	32-E09-A	169	Lancia
30-A59-0	78	Citroen	32-E14-0	10 11	Audi
30-A59-F	78	Citroen	32-E14-0	328 333 334	Seat
30-A60-0	165	LADA	32-E14-0	336 337 338 339	Skoda
30-A74-A	93 98	Fiat	32-E14-0	404 405 415 416 417 418 422	Volkswagen
30-A75-A	95	Fiat	32-E14-F	10 11	Audi
30-A75-F	95	Fiat	32-E14-F	328 333 334	Seat
30-A97-A	263 264	Peugeot	32-E14-F	336 337 338 339	Skoda
30-A98-A	263 264	Peugeot	32-E14-F	404 405 415 416 417 418 422	Volkswagen
32-104-K	87 88 98 99 100 101 102	Fiat	32-E15-A	92	Fiat
32-104-K	167	Lancia	32-E16-A	92	Fiat
32-328-0	81	Citroen	32-E16-F	92	Fiat
32-328-0	260	Peugeot	32-E17-0	298 299 300	Renault
32-328-0	303	Renault	32-E17-F	298 299 300	Renault
32-389-4	82	Dacia	32-E19-A	84	Daihatsu
32-389-4	303	Renault	32-E20-A	84	Daihatsu
32-390-4	82	Dacia	32-E21-0	164	Kia
32-390-4	303	Renault	32-E22-0	164	Kia
32-509-E	4 5	Alfa Romeo	32-E23-0	164	Kia
32-616-0	176	Land Rover	32-E24-A	212 215	Mitsubishi
32-646-A	263 264	Peugeot	32-E24-A	291 292	Proton
32-A87-0	265 266 267 268	Peugeot	32-E25-A	212 215	Mitsubishi
32-A88-0	265 266 267 268	Peugeot	32-E25-A	291 292	Proton
32-B71-0	210	Mercedes Benz	32-E26-A	211	Mitsubishi
32-B71-0	450	Volkswagen	32-E27-A	211	Mitsubishi
32-D23-F	87 88	Fiat	32-E28-0	216 218	Mitsubishi
32-D28-F	92	Fiat	32-E29-0	216 218	Mitsubishi
32-D69-A	258 259	Opel	32-E30-A	219	Nissan
32-D69-A	312	Renault	32-E31-A	219	Nissan
32-D71-A	258 259	Opel	32-E32-A	224	Nissan
32-D71-A	312	Renault	32-E33-A	224	Nissan
32-D72-A	259	Opel	32-E34-0	235	Nissan
32-D72-A	312	Renault	32-E35-0	225 226 235	Nissan
32-D82-A	49 50	BMW	32-E36-0	225 226 235	Nissan
32-D82-F	49 50	BMW	32-E37-0	225 226	Nissan
32-D83-A	49 50	BMW	32-E38-A	291 292	Proton
32-D83-F	49 50	BMW	32-E39-A	291 292	Proton
32-D86-A	50	BMW	32-E40-A	341	Subaru
32-D86-F	50	BMW	32-E40-A	345 346 347	Suzuki
32-D87-A	50	BMW	32-E41-A	341	Subaru
32-D87-F	50	BMW	32-E41-A	345 346 347	Suzuki
32-D99-F	295	Renault	32-E42-A	341 342	Subaru
32-E01-F	295	Renault	32-E43-A	341 342	Subaru
32-E02-A	369	Toyota	32-E44-A	344 348	Suzuki
32-E03-A	369	Toyota	32-E45-A	344 348	Suzuki
32-E04-0	380 386 387	Toyota	32-E46-A	383 383 385 385	Toyota
32-E05-A	93	Fiat	32-E47-A	383 383 385 385	Toyota
32-E06-A	93	Fiat	32-E48-A	376 376 377 377	Toyota
32-E07-A	93	Fiat			

New to range / Nouveaux produits / Nuevas referencias

Article No. No. de Référence Referencia	Page page N° Página	Manufacturer Marque Ref. Constructor
32-E49-A	376 376 377 377	Toyota
32-E50-A	376 377	Toyota
32-E51-A	376 377	Toyota
32-E52-A	376 376 377 377	Toyota
32-E53-A	376 376 377 377	Toyota
32-E54-A	370	Toyota
32-E55-A	353	Toyota
32-E56-A	353	Toyota
32-E57-A	353	Toyota
32-E58-A	353	Toyota
32-E59-A	353	Toyota
32-E60-A	353	Toyota
32-E61-A	384	Toyota
32-E62-A	384	Toyota
32-E63-A	384	Toyota
32-E64-A	380 387	Toyota
32-E65-A	380	Toyota
32-E66-A	314 315 317	Rover
32-E67-0	295	Renault
32-E67-F	295	Renault
32-E68-0	295	Renault
32-E68-F	295	Renault
32-E69-0	295	Renault
32-E69-F	295	Renault
32-E70-0	293 294 295	Renault
32-E70-F	293 294 295	Renault
32-E71-0	293	Renault
32-E71-F	293	Renault
32-E72-0	294	Renault
32-E72-F	294	Renault
32-E73-A	454	Volvo
32-E73-F	454	Volvo
32-E74-A	454	Volvo
32-E74-F	454	Volvo
32-E75-F	454	Volvo
32-E76-F	454	Volvo
32-E77-A	169	Lancia
32-E78-0	10 11	Audi
32-E78-0	333 334	Seat
32-E78-F	10 11	Audi
32-E78-F	333 334	Seat
32-E79-0	424 425 426 427 428 429 430 431 432 433 434 435	Volkswagen
32-E80-0	424 425 426 427 428 429 430 431 432 433 434 435	Volkswagen
32-E82-A	49	BMW
32-E82-F	49	BMW
32-E83-A	49	BMW
32-E83-F	49	BMW

Article No. No. de Référence Referencia	Page page N° Página	Manufacturer Marque Ref. Constructor
32-E86-A	50	BMW
32-E86-F	50	BMW
32-E87-A	50	BMW
32-E87-F	50	BMW
32-E90-A	93 98	Fiat
32-E93-0	296	Renault
32-E93-F	296	Renault
32-E94-0	296	Renault
32-E94-F	296	Renault
32-E95-0	263	Peugeot
32-E95-F	263	Peugeot
32-E96-0	263 264	Peugeot
32-E96-F	263 264	Peugeot
32-E97-0	263 264	Peugeot
32-E97-F	263 264	Peugeot
32-E98-0	264	Peugeot
32-E98-F	264	Peugeot
32-E99-0	264	Peugeot
32-E99-F	264	Peugeot
32-F01-0	263	Peugeot
32-F01-F	263	Peugeot
32-F02-0	263 264	Peugeot
32-F02-F	263 264	Peugeot
32-F03-0	264	Peugeot
32-F03-F	264	Peugeot
32-F04-0	263	Peugeot
32-F04-F	263	Peugeot
32-F05-0	299	Renault
32-F07-0	280 281	Peugeot
32-F07-F	280 281	Peugeot
32-F08-0	280 281	Peugeot
32-F08-F	280 281	Peugeot
32-F09-0	280 281	Peugeot
32-F09-F	280 281	Peugeot
32-F10-A	298	Renault
32-F10-F	298	Renault
32-F11-A	219	Nissan
32-F12-A	219	Nissan
32-F17-A	85	Daihatsu
32-F18-A	85	Daihatsu
32-F19-A	385	Toyota
32-F20-0	341	Subaru
32-F21-0	341	Subaru
32-F23-A	380 386 387	Toyota
32-F24-A	85	Daihatsu
32-F25-A	85	Daihatsu
32-F30-0	225	Nissan
32-F32-F	223	Nissan
32-F33-F	223	Nissan
32-F37-A	318	Saab

New to range / Nouveaux produits / Nuevas referencias

Article No. No. de Référence Referencia	Page page Nº Página	Manufacturer Marque Ref. Constructor
32-F38-A	318	Saab
32-F39-A	318	Saab
32-F40-0	78	Citroen
32-F40-F	78	Citroen
32-F42-A	239 240 240	Opel
32-F42-A	392	Vauxhall
32-F42-F	239 240 240	Opel
32-F42-F	392	Vauxhall
32-F43-A	239 240 240	Opel
32-F43-A	392	Vauxhall
32-F43-F	239 240 240	Opel
32-F43-F	392	Vauxhall
32-F44-F	239 240	Opel
32-F45-F	239 240	Opel
32-F47-A	157	Honda
32-F48-A	382	Toyota
32-F53-A	130 131	Ford
32-F53-F	130 131	Ford
32-F54-A	130 131	Ford
32-F54-F	130 131	Ford
32-F55-F	253 254 255 256	Opel
32-F55-F	395 396 397 398 399	Vauxhall
32-F57-0	382	Toyota
32-F58-0	382	Toyota
32-F59-0	382	Toyota
32-F66-0	145 146	Ford
32-F70-A	146 147	Ford
32-F71-A	146 147	Ford
32-F73-A	163	JEEP
32-F74-A	224	Nissan
32-F75-A	224	Nissan
32-F77-A	381 382	Toyota
32-F78-A	381 382	Toyota
32-F79-A	381 382	Toyota
32-F80-A	243	Opel
32-F80-A	399 400	Vauxhall
32-F81-0	205 206	Mercedes Benz
32-F81-0	340	STEYR (STEYR-DAIMLER-PUCH AG)
32-F82-0	205 206	Mercedes Benz
32-F82-0	340	STEYR (STEYR-DAIMLER-PUCH AG)
32-F83-0	205	Mercedes Benz
32-F83-0	340	STEYR (STEYR-DAIMLER-PUCH AG)
32-F84-A	380 381	Toyota
32-F85-A	380 381	Toyota
32-F87-0	204 205	Mercedes Benz
32-F87-0	340	STEYR (STEYR-DAIMLER-PUCH AG)
32-F88-0	205 206	Mercedes Benz

Article No. No. de Référence Referencia	Page page Nº Página	Manufacturer Marque Ref. Constructor
32-F88-0	340	STEYR (STEYR-DAIMLER-PUCH AG)
32-F89-0	204 205 206	Mercedes Benz
32-F89-0	340	STEYR (STEYR-DAIMLER-PUCH AG)
32-G01-A	381 382	Toyota
32-G05-A	95	Fiat
32-G05-F	95	Fiat
32-G06-A	258	Opel
32-G06-F	258	Opel
32-G07-A	258	Opel
32-G07-F	258	Opel
32-G08-A	16	Audi
32-G09-A	16	Audi
32-G10-A	16	Audi
32-G11-A	16	Audi
32-G19-0	75	Citroen
32-G19-0	97	Fiat
32-G19-0	282 283	Peugeot
32-G20-0	327	Seat
32-G21-A	327	Seat
33-115-A	88	Fiat
36-A27-B	208 209 210	Mercedes Benz
36-A27-B	450	Volkswagen
36-A29-B	210	Mercedes Benz
36-A29-B	450	Volkswagen
36-A37-0	384	Toyota
36-A38-0	222	Nissan
36-A57-0	130	Ford
36-A58-0	123 124	Ford
36-A59-P	249 250	Opel
36-A59-P	393 394	Vauxhall
36-A60-A	62 63 64	BMW
36-A61-A	62 63 64	BMW
36-A62-A	63 64	BMW
36-A63-A	63 64	BMW
36-A65-0	198 199 200	Mercedes Benz
36-A66-0	38	BEDFORD
36-A66-0	224	Nissan
36-A67-0	162	Jaguar
36-A68-A	343	Subaru
36-A69-A	343	Subaru
36-A71-0	258	Opel
36-A72-0	258	Opel
36-A72-0	312	Renault
36-A73-0	165 166	LADA
36-A74-0	190	Mercedes Benz
36-A75-0	190	Mercedes Benz
36-A79-0	223	Nissan
36-A83-0	190	Mercedes Benz
36-A84-A	188	Mercedes Benz

New to range / Nouveaux produits / Nuevas referencias

Article No. No. de Référence Referencia	Page page N° Página	Manufacturer Marque Ref. Constructor
36-A85-0	188	Mercedes Benz
36-A86-A	188	Mercedes Benz
36-A87-0	188	Mercedes Benz
36-A88-A	318	Saab
36-A89-A	318	Saab
36-A90-0	318	Saab
36-A91-0	318	Saab
36-A92-0	318	Saab
36-A93-0	318	Saab
36-A94-0	296	Renault
36-A95-0	190	Mercedes Benz
36-A96-0	190	Mercedes Benz
36-A97-A	456	Volvo
36-A97-F	456	Volvo
36-B14-0	67	BMW
36-B15-0	67	BMW
36-B29-0	204	Mercedes Benz
36-B31-0	204	Mercedes Benz
36-B32-0	204	Mercedes Benz
36-B33-0	189	Mercedes Benz
36-B35-0	189	Mercedes Benz
36-B36-0	68	BMW
36-B37-0	68	BMW
36-B40-0	204	Mercedes Benz
36-C01-P	456	Volvo
36-C02-0	456	Volvo
36-C03-F	190	Mercedes Benz
36-C04-0	344	Suzuki
36-C05-0	165 166	LADA
36-C06-0	165 166	LADA
36-C10-0	224	Nissan
36-C11-0	234	Nissan
36-C12-0	85	Daihatsu
36-C13-0	132	Ford
36-C13-0	234	Nissan
36-C15-A	113	Ford
36-C16-A	113	Ford
46-A06-0	162	Jaguar
46-A07-0	164	Kia
46-A08-0	224	Nissan
46-A09-0	224	Nissan
46-A10-0	296	Renault
46-A11-0	345	Suzuki
46-A12-0	345	Suzuki
46-A13-0	161	Isuzu
46-A13-0	234	Nissan
46-A14-0	161	Isuzu
46-A15-0	223	Nissan
46-A17-0	163	JEEP
46-A18-0	161	Isuzu

Article No. No. de Référence Referencia	Page page N° Página	Manufacturer Marque Ref. Constructor
46-A18-0	241	Opel
46-A19-0	243	Opel
46-A19-0	399 400	Vauxhall
46-A20-0	243	Opel
46-A20-0	399 400	Vauxhall
46-A21-0	161	Isuzu
46-A21-0	248	Opel
46-A22-0	161	Isuzu
46-A22-0	248	Opel
46-A23-0	163	JEEP
46-A24-0	163	JEEP
46-A25-0	215	Mitsubishi
46-A26-0	215	Mitsubishi
46-A27-0	176	Land Rover
46-A28-0	176	Land Rover
46-A29-0	145	Ford
46-A29-0	215	Mitsubishi
46-A30-0	85	Daihatsu
46-A31-0	132	Ford
46-A31-0	234	Nissan
46-A32-0	216	Mitsubishi
46-A33-0	216	Mitsubishi
46-A34-0	223	Nissan
46-A35-0	223	Nissan
46-A36-0	148	Ford USA
46-A37-0	148	Ford USA
60-A26-0	240 258	Opel
60-A49-0	10 11	Audi
60-A49-0	328 333 334	Seat
60-A49-0	336 337 338 339	Skoda
60-A49-0	404 405 415 416 417 418	Volkswagen
60-A72-0	197 198 199 200	Mercedes Benz
62-A26-0	(x1) 240	Opel
62-A26-1	(x1) 258	Opel
62-A49-0	(x1) 10 11	Audi
62-A49-0	(x1) 328 333 334	Seat
62-A49-0	(x1) 336 337 338	Skoda
62-A49-0	(x1) 404 405 415 416 417	Volkswagen
62-A49-1	(x1) 338 339	Skoda
62-A49-1	(x1) 405 417 418	Volkswagen
62-A72-0	(x1) 197 198 199 200	Mercedes Benz
87-115-A	44 45 46 47 48 49 50 68 69	BMW
87-261-A	26 27 28 29	Audi
87-388-L	87 91 92 102 103 104	Fiat
87-388-R	102 103 104	Fiat
87-430-L	296 297 299 300	Renault

New to range / Nouveaux produits / Nuevas referencias

Article No. No. de Référence Referencia	Page page Nº Página	Manufacturer Marque Ref. Constructor
87-433-A ☉	11 12 13 14 15 16 17 18 19 20 21 22	Audi
87-433-A ☉	435 436 437	Volkswagen
87-434-A ☉	299 301 302	Renault
87-434-L ☼	106 107 108 109 110 111 112	Fiat
87-434-L ☼	284 285 286	Peugeot
87-435-R ☉	106 107 108 109 110 111 112	Fiat
87-435-R ☉	284 285	Peugeot
87-436-R ☉	106 107 108 109 110 111 112	Fiat
87-436-R ☉	284 285	Peugeot
87-439-A ☉	454 455 456 465 466	Volvo
87-440-A ☉	454 455 456 465 466	Volvo
87-444-A ☉	97 102	Fiat
87-444-A ☉	175	Lancia
87-444-A ☉	281 282 283	Peugeot
87-444-R ☉	97 102	Fiat
87-444-R ☉	175	Lancia
87-444-R ☉	281 282 283	Peugeot
87-445-A ☉	97 102	Fiat
87-445-A ☉	175	Lancia
87-445-A ☉	281 282 283	Peugeot
87-445-R ☉	97 102	Fiat
87-445-R ☉	175	Lancia
87-445-R ☉	281 282 283	Peugeot
87-447-R ☉	149	Honda
87-448-R ☉	149 150 152 153 154 155 156 157	Honda
87-448-R ☉	314 315	Rover
87-449-R ☉	149 150 151 152 155 156	Honda
87-450-A ☉	158	Hyundai
87-451-A ☉	158	Hyundai
87-452-R ☉	185 186	Mazda
87-453-A ☉	183 184	Mazda
87-454-A ☉	178 179	Mazda
87-455-A ☉	178 179	Mazda
87-456-A ☉	185 186	Mazda
87-457-A ☉	185 186	Mazda
87-458-A ☉	182 183	Mazda
87-459-A ☉	182 183	Mazda
87-460-A ☉	186	Mazda
87-461-R ☉	181 182	Mazda
87-462-R ☉	183 184	Mazda
87-463-A ☉	229 230 231 232 233 234	Nissan
87-464-A ☉	220 221	Nissan

Article No. No. de Référence Referencia	Page page Nº Página	Manufacturer Marque Ref. Constructor
87-465-R ☉	219 229 230 231 232 233 234	Nissan
87-466-A ☉	227 228	Nissan
87-466-A ☉	290	Porsche
87-466-A ☉	291	Proton
87-468-R ☉	222 224 226 227 228	Nissan
87-469-A ☉	341 342	Subaru
87-470-A ☉	348	Suzuki
87-471-R ☉	345 346 347	Suzuki
87-472-A ☉	345 346 347	Suzuki
87-473-A ☉	372	Toyota
87-474-A ☉	372	Toyota
87-475-A ☉	383 385	Toyota
87-476-A ☉	373 374 375 376 377	Toyota
87-477-A ☉	373 374 375 376 377	Toyota
87-478-A ☉	385	Toyota
87-479-A ☉	368 369	Toyota
87-480-A ☉	352	Toyota
87-481-A ☉	353	Toyota
87-482-A ☉	351 352 368 369 370 371 372 385	Toyota
87-483-A ☉	351 352 354	Toyota
87-484-A ☉	373 374 375 376 377	Toyota
87-485-A ☉	370 371	Toyota
87-486-A ☉	351 354 355 369 370	Toyota
87-487-A ☉	383 385	Toyota
87-488-A ☉	352 384	Toyota
87-489-R ☉	353	Toyota
87-490-R ☉	384 385	Toyota
87-491-A ☉	69	BMW
87-584-A ☉	241 253 254 255 256	Opel
87-584-A ☉	392 396 397 398 399	Vauxhall
87-603-A ☉	320 321	Saab
87-618-A ☉	62 63 64	BMW
87-663-A ☉	93	Fiat
87-942-A ☉	293 294 295 300	Renault
87-943-A ☉	293 294 295	Renault
89-028-0 ☼	307 308 309 310 311	Renault
89-029-0 ☼	296 297 299 300 302 304 305 306	Renault
89-030-0 ☼	114 115 116 117 137 138	Ford
89-031-0 ☼	299 301 302	Renault
89-032-0 ☼	73 75	Citroen

**New to range / Nouveaux produits / Nuevas referencias**

Article No. No. de Référence Referencia	Page page Nº Página	Manufacturer Marque Ref. Constructor
89-032-0	260 261	Peugeot
89-033-0	183 184	Mazda
89-034-0	183 184	Mazda
89-035-0	88	Fiat
89-035-0	335	Skoda
89-036-0	133 134 135 136	Ford
89-037-0	139 140 141	Ford
89-038-0	133 134 135	Ford
89-039-0	249 250	Opel
89-039-0	393 394 400	Vauxhall
89-040-0	335 336	Skoda
89-041-0	239 240	Opel
89-042-0	10 11	Audi
89-042-0	333 334	Seat
89-042-0	336 337 338 339	Skoda
89-042-0	415 416 417 418 422	Volkswagen
89-043-0	13 14 15	Audi
89-044-0	229 230 231 232 233	Nissan
89-045-0	211 213 214	Mitsubishi
89-046-0	214	Mitsubishi
89-047-0	212 213	Mitsubishi

Article No. No. de Référence Referencia	Page page Nº Página	Manufacturer Marque Ref. Constructor
---	---------------------------	--

**Amended part numbers / Références modifiées / Referencias modificadas**

Article No. old Ancienne article Referencia antigua	Article No. new Nouveaux article Referencia nueva
24-013-1	46-A11-0
24-014-1	46-A12-0
24-024-1	32-F57-0
24-026-1	46-A25-0
24-028-1	46-A13-0
24-030-1	46-A14-0
24-034-1	46-A26-0
24-038-0	32-F87-0
24-040-1	32-F58-0
24-041-1	36-C04-0
24-047-1	32-F59-0
24-051-1	46-A15-0
24-052-1	46-A27-0
24-053-1	46-A28-0
24-055-1	46-A29-0
24-057-1	36-C05-0
24-058-1	36-C06-0
24-061-1	36-C10-0
24-063-1	32-F73-A
24-064-1	46-A17-0
24-065-1	36-C11-0
24-066-1	46-A16-0
24-067-1	32-F74-A
24-068-1	32-F75-A
24-069-1	30-078-A
24-077-1	30-070-A
24-078-1	30-A39-A
24-080-1	32-F79-A
24-081-1	32-F77-A
24-089-1	46-A18-0
24-091-1	46-A30-0
24-092-1	36-C12-0
24-096-0	46-A19-0

Article No. old Ancienne article Referencia antigua	Article No. new Nouveaux article Referencia nueva
24-097-0	46-A20-0
24-098-0	46-A21-0
24-099-0	46-A22-0
24-104-0	46-A36-0
24-105-0	46-A37-0
24-106-0	46-A31-0
24-107-0	36-C13-0
24-108-0	46-A32-0
24-109-0	46-A33-0
24-111-0	32-F78-A
24-112-0	32-G01-A
24-116-0	46-A23-0
24-117-0	46-A24-0
24-118-0	32-F80-A
24-119-0	46-A34-0
24-120-0	46-A35-0
24-126-0	32-F84-A
24-127-0	32-F85-A
27-037-0	27-311-0
27-144-C	27-C41-A
27-148-F	27-148-0
27-165-0	27-A70-0
27-165-F	27-A70-F
27-231-1	27-231-F
27-506-0	27-093-2
27-855-0	27-270-0
27-A05-0	27-A05-A
27-A20-A	27-C13-A
27-B80-0	27-B81-0
27-B80-F	27-B81-F
27-C97-A	27-D89-A
30-007-0	27-C50-0
30-012-A	27-C65-0

**Amended part numbers / R f rences modifi es / Referencias modificadas**

<b>Article No. old Ancienne article Referencia antigua</b>	<b>Article No. new Nouveaux article Referencia nueva</b>	<b>Article No. old Ancienne article Referencia antigua</b>	<b>Article No. new Nouveaux article Referencia nueva</b>
30-049-A	27-C53-A		
30-062-A	27-C44-A		
30-066-A	27-C45-A		
30-A02-0	27-C63-A		
30-A04-A	27-C30-A		
30-A13-A	27-C57-A		
30-A13-A	27-C58-A		
30-A33-A	30-059-A		
30-A44-A	27-C64-A		
30-A47-A	32-E04-0		
30-A48-A	46-A18-0		
32-262-F	27-440-0		
32-389-1	32-389-4		
32-390-1	32-390-4		
32-392-0	32-F66-0		
32-553-F	36-A01-F		
32-554-F	36-A02-F		
32-597-P	32-F55-F		
32-622-F	36-A73-0		
32-632-0	32-A30-0		
32-632-F	32-A30-F		
32-846-P	32-472-P		
32-A28-0	30-023-A		
32-A54-A	32-597-F		
32-B81-0	32-F71-A		
32-B82-0	32-F70-A		
32-C29-F	32-C29-P		
32-D27-A	32-E15-A		
32-D29-A	32-E16-A		
32-D44-A	32-E15-A		
32-D61-F	32-C26-F		
32-E77-0	32-E77-A		
36-078-0	36-078-1		
36-085-0	36-085-2		
36-085-1	36-085-2		
36-090-0	36-090-1		
36-A01-0	36-A01-F		
36-A02-0	36-A02-F		
36-A27-A	36-A27-B		
36-A29-A	36-A29-B		
37-612-A	36-A60-A		
37-623-A	36-A61-A		
37-624-A	36-A62-A		
37-636-A	36-A63-A		
46-A04-P	36-A59-P		
87-034-A	87-584-A		
87-079-A	87-083-R		
87-079-A	87-261-R		
87-299-A	87-083-A		
87-384-A	87-942-A		
87-401-A	87-943-A		
87-432-A	87-388-A		
87-437-A	87-135-A		
87-438-A	87-584-A		
87-441-A	87-200-A		
87-585-A	87-584-A		

**Amended part numbers / R f rences modifi es / Referencias modificadas**

<b>Article No. new Nouveaux article Referencia nueva</b>	<b>Article No. old Ancienne article Referencia antigua</b>	<b>Article No. new Nouveaux article Referencia nueva</b>	<b>Article No. old Ancienne article Referencia antigua</b>
27-093-2	27-506-0	27-A70-F	27-165-F
27-148-0	27-148-F	27-B81-0	27-B80-0
27-231-F	27-231-1	27-B81-F	27-B80-F
27-270-0	27-855-0	27-C13-A	27-A20-A
27-311-0	27-037-0	27-C30-A	30-A04-A
27-440-0	32-262-F	27-C41-A	27-144-C
27-A05-A	27-A05-0	27-C44-A	30-062-A
27-A70-0	27-165-0	27-C45-A	30-066-A

Amended part numbers / Références modifiées / Referencias modificadas

Article No. new Nouveaux article Referencia nueva	Article No. old Ancienne article Referencia antigua	Article No. new Nouveaux article Referencia nueva	Article No. old Ancienne article Referencia antigua
27-C50-0	30-007-0	36-C13-0	24-107-0
27-C53-A	30-049-A	46-A11-0	24-013-1
27-C57-A	30-A13-A	46-A12-0	24-014-1
27-C58-A	30-A13-A	46-A13-0	24-028-1
27-C63-A	30-A02-0	46-A14-0	24-030-1
27-C64-A	30-A44-A	46-A15-0	24-051-1
27-C65-0	30-012-A	46-A16-0	24-066-1
27-D89-A	27-C97-A	46-A17-0	24-064-1
30-023-A	32-A28-0	46-A18-0	24-089-1
30-059-A	30-A33-A	46-A18-0	30-A48-A
30-070-A	24-077-1	46-A19-0	24-096-0
30-078-A	24-069-1	46-A20-0	24-097-0
30-A39-A	24-078-1	46-A21-0	24-098-0
32-389-4	32-389-1	46-A22-0	24-099-0
32-390-4	32-390-1	46-A23-0	24-116-0
32-472-P	32-846-P	46-A24-0	24-117-0
32-597-F	32-A54-A	46-A25-0	24-026-1
32-A30-0	32-632-0	46-A26-0	24-034-1
32-A30-F	32-632-F	46-A27-0	24-052-1
32-C26-F	32-D61-F	46-A28-0	24-053-1
32-C29-P	32-C29-F	46-A29-0	24-055-1
32-E04-0	30-A47-A	46-A30-0	24-091-1
32-E15-A	32-D27-A	46-A31-0	24-106-0
32-E15-A	32-D44-A	46-A32-0	24-108-0
32-E16-A	32-D29-A	46-A33-0	24-109-0
32-E77-A	32-E77-0	46-A34-0	24-119-0
32-F55-F	32-597-P	46-A35-0	24-120-0
32-F57-0	24-024-1	46-A36-0	24-104-0
32-F58-0	24-040-1	46-A37-0	24-105-0
32-F59-0	24-047-1	87-083-A	87-299-A
32-F66-0	32-392-0	87-083-R	87-079-A
32-F70-A	32-B82-0	87-135-A	87-437-A
32-F71-A	32-B81-0	87-200-A	87-441-A
32-F73-A	24-063-1	87-261-R	87-079-A
32-F74-A	24-067-1	87-388-A	87-432-A
32-F75-A	24-068-1	87-584-A	87-034-A
32-F77-A	24-081-1	87-584-A	87-438-A
32-F78-A	24-111-0	87-584-A	87-585-A
32-F79-A	24-080-1	87-942-A	87-384-A
32-F80-A	24-118-0	87-943-A	87-401-A
32-F84-A	24-126-0		
32-F85-A	24-127-0		
32-F87-0	24-038-0		
32-G01-A	24-112-0		
36-078-1	36-078-0		
36-085-2	36-085-0		
36-085-2	36-085-1		
36-090-1	36-090-0		
36-A01-F	32-553-F		
36-A01-F	36-A01-0		
36-A02-F	32-554-F		
36-A02-F	36-A02-0		
36-A27-B	36-A27-A		
36-A29-B	36-A29-A		
36-A59-P	46-A04-P		
36-A60-A	37-612-A		
36-A61-A	37-623-A		
36-A62-A	37-624-A		
36-A63-A	37-636-A		
36-A73-0	32-622-F		
36-C04-0	24-041-1		
36-C05-0	24-057-1		
36-C06-0	24-058-1		
36-C10-0	24-061-1		
36-C11-0	24-065-1		
36-C12-0	24-092-1		



## Deleted references / Références équisées / Referencias anuladas

Article No. No. de Référence Referencia	Article No. No. de Référence Referencia
00-051-0	60-066-0
00-067-0	60-074-0
22-747-0	60-075-0
22-747-1	60-079-0
24-020-0	60-082-0
24-021-0	60-087-0
24-039-0	60-105-0
24-042-0	60-119-0
24-046-0	60-125-0
24-048-0	60-126-0
24-059-0	60-134-0
24-060-0	60-152-0
24-062-0	62-A06-2
24-070-0	70-000-1
24-075-0	87-356-A
24-078-0	
24-079-0	
24-085-0	
24-125-0	
27-058-F	
27-079-P	
27-082-B	
27-104-9	
27-229-P	
27-315-0	
27-449-0	
27-467-P	
27-859-0	
27-A04-0	
27-A10-0	
27-C17-A	
30-002-0	
30-045-A	
30-A14-A	
30-A15-A	
30-A22-A	
30-A30-A	
30-A89-A	
30-A90-A	
32-201-5	
32-220-5	
32-244-0	
32-259-A	
32-460-5	
32-461-5	
32-627-A	
32-629-A	
32-756-0	
32-840-0	
32-873-P	
32-984-P	
32-A19-0	
32-A20-0	
32-A24-0	
32-A25-0	
32-A36-0	
32-A37-0	
32-B83-0	
32-C98-F	
46-052-0	
46-A16-0	
50-867-0	
50-A62-0	
60-063-0	

